

1A and 1B Home Learning - Week Commencing 01/03/21

Zoom meeting links for 1A/1B				
Session	Time	Hyperlink	Meeting ID	Password
Maths	9.00 am	https://zoom.us/j/94145692624?pwd=SktVQVQ5NmoxblRNMm95aVF3b3BHUT09	941 4569 2624	9bacTh
English	10.30 am	https://zoom.us/j/91295918609?pwd=MFkzd2lpTk0xOUdmRXJRMUwyZGthQT09	912 9591 8609	buhm9W
Storytime	2.45 pm	https://zoom.us/j/96874765740?pwd=TWZiT2plNzdrZUwyTGx3UUt5OTFKZz09	968 7476 5740	aHEvq8

Monday

Maths – 9am



L1: To order objects within 20.

Today we are going to be learning about ordering bigger numbers of objects. We can start by watching Numberblocks and get used to counting larger numbers:

<https://www.bbc.co.uk/iplayer/episode/m0006rrv/numberblocks-series-4-flights-of-fancy>

Now today we are going to be putting objects into order and counting them. We are going to be using the Shark Counting game:

<https://www.ictgames.com/sharkNumbers/mobile/index.html>

Can you help your child count and recognise the

English 10:30am



L1: To create a story map of 'We're Going on a Bear Hunt'.

Equipment needed:

You will need a pencil and paper.



Last week we started the amazing book, 'We're Going on a Bear Hunt' and learnt all about the story. Today we are going to plan the story! Please rewatch the story here:

<https://www.youtube.com/watch?v=Ogyl6ykDwds>

Once you have rewatched the story, or even read the book if you have it at home, you are ready!

R.E

Story – 2:45pm



L1: To know what happened at Easter.

Last week we learned about what a celebration is and this week we are going to start learning about Easter. Please watch this video about the Easter story and talk about it with your child.

<https://www.bbc.co.uk/teach/class-clips-video/religious-studies-ks1-the-christian-story-of-easter/zhgv47h>

At Easter time people celebrate by giving decorated eggs to other people. Eggs are seen as a reminder of the new life that Jesus had.

Please help your child decorate an Easter egg

numbers up to 29 in the game. Remind them about 10s and 1s.

Now can you help your child order objects. We are going to use the words **Greatest** and **Smallest** today.

If you look at the worksheet on the resource file there are different amounts of objects that can be cut and stuck in the right order from smallest to greatest. Please help your child do this and help them to write the number of objects.



Are the crayons in the right order?

Equipment needed You will need a piece of paper and scissors and glue



Zoom link:

Join Zoom Meeting:
<https://zoom.us/j/94145692624?pwd=SkVQVQ5NmoxbIRNMm95aVF3b3BHUT09>

Meeting ID: 941 4569 2624

Password: 9bqcTh

Please find this page on the resource page:



Your job is to draw the places the family go. Can you remember all of them? The cave is done for you at the end.

Once you have drawn it all, can you remember the onomatopoeia words used for each place? For example, the long wavy grass is swishy swashy.

This will help you remember the story later when we write about it.

Zoom link

Join Zoom Meeting:
<https://zoom.us/j/91295918609?pwd=MFkzd2lpTk0xOUdmRXJRMUwyZGthQT09>

Meeting ID: 912 9591 8609

Password: buhm9W

picture which can be found on the resources for day 1.

Zoom link for story:

Join Zoom Meeting:
<https://zoom.us/j/96874765740?pwd=TWZiT2plNzdrZUwyTGx3UUt5OTFKZz09>

Meeting ID: 968 7476 5740

Password: aHEvq8

Tuesday

Maths – 9am



L1: To order groups of objects-Problem solving and reasoning

Yesterday we were learning to put objects in order from the smallest to the greatest. We used numbers up to 20. Today we are going to be solving problems using up to 20 objects. We can start by counting using this song.

<https://www.youtube.com/watch/eOdJWfQHf8Y>

It is important to know about 10s and 1s to do this. Let's play a game to help understand 10s and 1s. With this game we can make a number of objects and put the numbers in order.

<https://apps.mathlearningcenter.org/number-frames/>

Please help your child to make some numbers up to 20 using the game. Hint, you can change the counters to different things at the bottom of the screen.

Eg butterflies

English 10:30am



L1: To learn the 'oe' sound.

Equipment needed:

For this lesson we will be learning the 'oe' sound. To start, please watch the video below.

https://www.youtube.com/watch?v=elo88snDOFc&t=16s&ab_channel=KateandKeiko

Spend two minutes writing the 'oe' sound as many times as you can! Remember they can be as big or as small as you want. When you write it don't forget to say the sound at the same time!

The 'oe' sound is the same as 'ow' and 'oa' but is spelt differently!

Here are some words with the 'oe' digraph in them. Have a go at writing these. Maybe you can even think of a sentence for each of these words?

Words with 'oe' sound:

- toe
- Joe
- goes
- foe
- woe

Science
Story 2:45pm



L1: To measure how much wind there is.

Equipment needed:

You will need a pencil, colouring pencils and scissors.

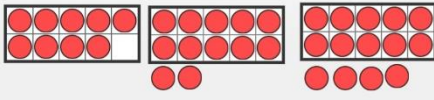


Last week we started to look at the weather. You were able to match the right activity to the correct weather. This week we are going to look at how much wind there is at the very early stages of Spring. Back in Term 1, we made kites and tested how much wind there was in Autumn, now we get to do it again!

Ask yourself these questions before you start:

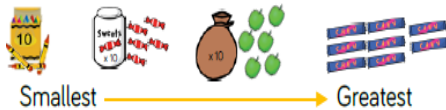
- Which season has the most wind?
- Do you think Spring is windier than Autumn?
- Do you like wind?

Are these objects in the right order?



Now we are going to be looking at a problem. Please help your child to solve it. The problem is on the worksheet on the resource file for day 2.

Annie orders the following from smallest to greatest:



Equipment needed: a piece of paper and a pencil and objects for counting.



Zoom link:

Join Zoom Meeting:
<https://zoom.us/j/94145692624?pwd=SkVQVQ5Nmoxb1RNMM95aVF3b3BHUT09>

Meeting ID: 941 4569 2624

Password: 9bqcTh

Now try the activity using the 'oe' sound in the resources section.

Zoom link:

Join Zoom Meeting:
<https://zoom.us/j/91295918609?pwd=MFkzd21pTk0xOUdmRXJRMUwyZGthQT09>

Meeting ID: 912 9591 8609

Password: buhm9W

- Is the wind hot or cold?

Once you have answered these questions with your adult, have a go at making your own kite and see if you can take it outside to test the wind!

If you would prefer, you can design a pinwheel instead and plant it in your garden. Remember to keep an eye on it and see how much wind there is where you live!

If you can, take a picture and share it with your teacher!

Zoom link for story:

Join Zoom Meeting:
<https://zoom.us/j/96874765740?pwd=TWZiT2plNzdrZUwyTGx3UUt5OTFKZz09>

Meeting ID: 968 7476 5740

Password: aHEvq8

Wednesday

English 10:30am

Maths – 9am



LI: To order numbers within 20.

Noe that we have learned about ordering up to 20 objects we can learn about ordering numbers on their own. Let's start by doing some counting with this video:

<https://www.bbc.co.uk/iplay/episode/m0006rr5/numberblocks-series-4-twenty>

Good. Now we can start to order numbers up to 20. We need to know that some numbers have 2 digits which means they are made of tens and ones. Have a go at this Caterpillar Ordering game:

<https://www.topmarks.co.uk/ordering-and-sequencing/caterpillar-ordering>

Now we can do this have a look at this problem on your worksheet:

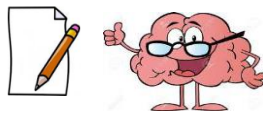
Order the numbers correctly.

13	18	15
<input style="width: 40px; height: 40px; border: 1px solid green;" type="text"/>	<input style="width: 40px; height: 40px; border: 1px solid green;" type="text"/>	<input style="width: 40px; height: 40px; border: 1px solid green;" type="text"/>
Greatest	→	Smallest



LI: To write sentences with adjectives.

You will need a pencil and paper.



We are learning about the story, 'We're Going on a Bear Hunt'. You have already completed some amazing word but now it is time to use our amazing adjectives to write about the characters. Please rewatch the story here:

<https://www.youtube.com/watch?v=Ogyl6ykDwds>

We have a few characters in the story. Here they are:



Music



LI- To learn a song from a story.

Last week the children were learning to play different sounds using things about the home.

Today we are going to learn music and songs about a well-known story. Please listen to this episode of Listen & Play from the BBC about the 3 Billy Goats Gruff. Can you help your child to experiment with sounds that could go with the story such as what sounds could be used to make the sounds of the goats hooves? Your child could learn to have louder or quieter sounds for the different goats.

Are there other sounds in the story such as those made by the river or the troll stamping? What could you use to make sounds like a splash?

<https://www.bbc.co.uk/teach/school-radio/eyfs-listen-and-play-billy-goats-gruff/zr3yt39>

Equipment needed:

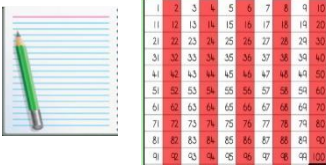
Are these numbers in the right order? Can you put them in the right order?

Please see your worksheet on the Day 3 Maths section on the resources file.

Can you order your own numbers?

Equipment needed:

You will need a piece of paper and a pencil and a hundred square.



Zoom link:

Join Zoom Meeting:
<https://zoom.us/j/94145692624?pwd=SkVQVQ5NmoxbIRNMm95aVF3b3BHUT09>

Meeting ID: 941 4569 2624

Password: 9bacTh

For this lesson we need to think of adjectives to describe them. Remember adjectives can describe the following:

- What they look like
- How they feel.
- What colour their clothes are.

For example, you can write sentences like:

'The children are happy in the mud'.

'The scary bear is mad'.

'The dad has a grey and black hat.'

You can create any sentence you would like as long as you are describing the character and using your brilliant adjectives!

Zoom link:

Join Zoom Meeting:
<https://zoom.us/j/91295918609?pwd=MFkzd2lpTkOxOUdmRXJRMUwyZGthQT09>

Meeting ID: 912 9591 8609

Password: buhm9W

Some kitchen utensils such as pots, pans, wooden spoons or potato masher.



Zoom link for story:

Join Zoom Meeting:
<https://zoom.us/j/96874765740?pwd=TWZiT2plNzdrZUwyTGx3UUt5OTFKZz09>

Meeting ID: 968 7476 5740

Password: aHEVq8

1A and 1B Home Learning - Week Commencing 01/03/21

Thursday

WORLD BOOK DAY!

Today is world book which means you can dress up! Please feel free to dress up for zoom and, if you want to, send us pictures with your favourite story! World Book Day is a great day to share your favourite stories with your adults, friends and teachers! On the resource page there are lots of activities for you to choose from for World Book Day.

Maths – 9am



L1: To order numbers- Reasoning and problem solving

Yesterday we were learning to order numbers within 20. Today we are going to solve problems by ordering so we need to be good at counting. Join in with this song:

<https://www.youtube.com/watch?v=D0Ajq682yrA>

Now we are ready to find different numbers up to 20 using base 10. Can you find the right number using the Shark Numbers game:

<https://www.ictgames.com/sharkNumbers/mobile/index.html>


Good you needed to look at the 2 numbers or digits. The first one tells you how many tens the second how many ones.

Eg 18 is 1 ten and 8 ones

English 10:30am



L1: To learn the 'au' sound.



For this lesson we will be learning the 'au' sound. To start, please watch the video below.

https://www.youtube.com/watch?v=dOHDkQGHku4&ab_channel=MrT%27sPhonics

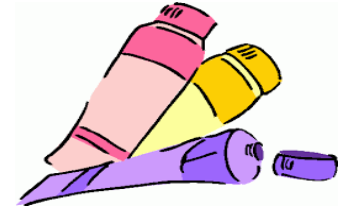
Once Geraldine has said the sound, pause the video and write the 'au' sound as many times as you can in 2 minutes! They can be as big or as small as you want!

Once you have done this, continue with the video.

Follow along with Geraldine and write the words.

Can you write the words without it on the screen?

Art / Geography Storytime 2:45pm



L1: To draw and label key human and physical features.

We are looking at the story, 'We're Going on a Bear Hunt' in English. This story is all about different places. Different places are sometimes called physical features.


Physical features like seas, mountains and rivers are natural. They would be here even if there were no people around.

To help you with this art lesson, look at this bitesize lesson on human and physical features:
<https://www.bbc.co.uk/bitesize/topics/zqj3n9q/articles/zr8q7nb>

For this lesson there will be a few different places on a piece of paper and you can pick which ones you want to draw/paint. For example, you could pick the 'forest' and draw a forest. You could then

Now you are ready to use a 100 square to solve problems like this:

Mr. Woolley says:



What could his number be?

Possible answers:

9, 10, 11, 12, 13 or 14

Look at the worksheet for Day 4 Maths on the resource file. Remember there are more than one answer.

Equipment needed:

You will need a piece of paper and a pencil and a hundred square.



1	2	3	4	5	6	7	8	9	10
11	12	13	14	15	16	17	18	19	20
21	22	23	24	25	26	27	28	29	30
31	32	33	34	35	36	37	38	39	40
41	42	43	44	45	46	47	48	49	50
51	52	53	54	55	56	57	58	59	60
61	62	63	64	65	66	67	68	69	70
71	72	73	74	75	76	77	78	79	80
81	82	83	84	85	86	87	88	89	90
91	92	93	94	95	96	97	98	99	100
101	102	103	104	105	106	107	108	109	110

Zoom link:

Join Zoom Meeting:

<https://zoom.us/j/94145692624?pwd=SkVQVQ5NmoxbIRNMm95aVF3b3BHUT09>

Meeting ID: 941 4569 2624

Password: 9bqcTh

Can you add in your sound buttons?

Can you put the word into a sentence?

Words with 'au' sound from the video:

- August
- Launch
- Fault
- Author
- Haunted

Now try the activity using the 'au' sound in the resources section.

Zoom link:

Join Zoom Meeting:

<https://zoom.us/j/91295918609?pwd=MFkzd21pTk0xOUdmRXJRMUwyZGthQT09>

Meeting ID: 912 9591 8609

Password: buhm9W

cut out the piece of paper that says 'forest' and stick it on your amazing art work!

This is the same if you picked 'sea'. You could draw a beach with the sea and then cut and stick the label onto your picture!

Remember your picture should look like a real physical feature so be careful with your colour choices! If you're not sure what colours it should be or what your landscape looks like, ask your adult or see if you can find a picture to help you!

Zoom link for story:

Join Zoom Meeting:

<https://zoom.us/j/96874765740?pwd=TWZiT2plNzdrZUwyTGx3UUt5OTFKZz09>

Meeting ID: 968 7476 5740

Password: aHEvq8

Friday

Maths – 9am



L1: To take away within 20.

Last week you were practicing adding and today we are going to be doing some taking away. When we take away we count back so have a go joining in with this video of 10 green bottles with Numberblocks.

<https://www.bbc.co.uk/iplayer/episode/b08r41qb/numberblocks-series-2-ten-green-bottles>

We can play a game to help you get good at subtraction. We need to know the take away sign and the equals sign and know that we start with the largest number.

Eg **10 – 4 = 6**

Let's play with The Mental Maths Train.

<https://www.topmarks.co.uk/maths-games/mental-maths-train>

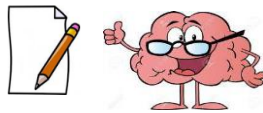
Please choose the **Up to 20 minus a single digit** level or you could choose an earlier level to warm up.

English 10:30am



L1: To write sentences using adjectives.

Equipment needed:



On Wednesday you wrote amazing sentences about the characters. For today's lesson you will be using adjectives to describe the different places in the story.

Please rewatch the story here:

<https://www.youtube.com/watch?v=Ogyl6ykDwds>

There are a few different places in the story, such as:

- Grass
- River
- Mud
- Forest
- Snow
- Cave
- House

Remember an adjective describes something so you can write about what the

P.E

Story – 2:45pm

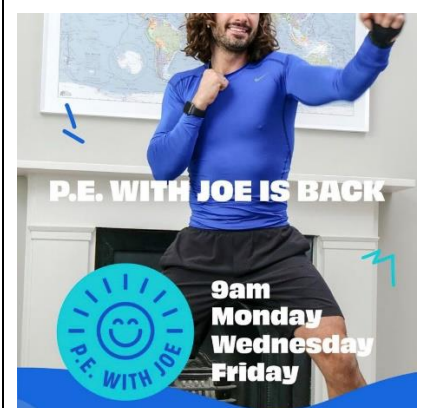


L1: To use different movements.

The sports team at Garlinge have started to upload videos to help with home learning. Watch this dance video and see if you can dance along.

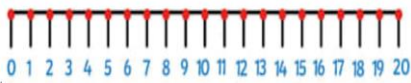
<https://www.youtube.com/watch?v=ovU-YzLViRE&feature=youtu.be>

You could also do a Joe Wicks session to stay fit.



<https://www.youtube.com/watch?v=hnOtrnh80hs>

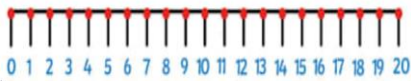
You need to use a numberline to count back.



There is a numberline to use on today's worksheet. Please find the largest number on the numberline and count back the same number of jumps as the number we are taking away from the largest number. This will give you the answer. If you want to use buttons or other objects to take away with this is OK.

Equipment needed:

You will need a piece of paper and a pencil and a numberline.



Now use your numberline to solve the problems on the Day 5 Maths worksheet on the resource file.

Zoom link:

Join Zoom Meeting:
<https://zoom.us/j/94145692624?pwd=5ktVQVQ5NmoxbIRNMm95aVF3b3BHUT09>

Meeting ID: 941 4569 2624

Password: 9bqcTh

setting looks like or how it feels.

For example, you could write something like:

'The cold snow is white.'

Or

'The dark cave made the bear happy.'

Don't forget to email your teacher your amazing sentences!

Zoom link:

Join Zoom Meeting:
<https://zoom.us/j/91295918609?pwd=MFkzd2lpTk0xOUdmRXJRMUwyZGthQT09>

Meeting ID: 912 9591 8609

Password: buhm9W

Zoom link for story:

Join Zoom Meeting:
<https://zoom.us/j/96874765740?pwd=TWZiT2plNzdrZUwyTGx3UUt5OTFKZz09>

Meeting ID: 968 7476 5740

Password: aHEvq8

1A and 1B Home Learning - Week Commencing 01/03/21

Resources for the week:

CBBC, BBC Two, BBC iPlayer and BBC Red Button will all be offering up lots of content for students including daily lessons which will be made available online too.

<https://www.bbc.co.uk/bitesize>

<https://www.phonicsplay.co.uk/>

<https://play.numbots.com>

<https://www.ictgames.com/>

<https://www.topmarks.co.uk/>

Health and Wellbeing Activities

<https://www.youtube.com/user/CosmicKidsYoga>

Get active with Joe Wicks



<https://www.youtube.com/user/thebodycoach1>

The PE team at Garlinge have uploaded their very first video PE lesson, with more to come! To access this simply click the link and go to the PE and Sports tab.

<https://www.garlingeprimary.co.uk/home-school-learning>

Email your teacher ...

Let us know how you have been getting on at home. It will brighten up our day and put a smile on our face. If you can, attach a photo to show us what you have been doing too! We'd love to see what you've been learning about.

Our emails are:

1A@garlinge.kent.sch.uk 1B@garlinge.kent.sch.uk

1C@garlinge.kent.sch.uk 1D@garlinge.kent.sch.uk