




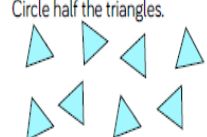







2A and 2B - Term 4 Week 1 22.2.21

Maths	Monday	PSCHE
<p>LI – To find a half.</p>  <p>Home learning focus: We will start our learning on fractions this week. We will be thinking about what a fraction is and identifying this in both shapes and amounts.</p> <p>This lesson includes:</p> <ul style="list-style-type: none"> • Success Criteria • Warm up • Recap on equal parts • Teaching slides • Independent work <p>Equipment you will need: A pencil, coloured pencils and a piece of paper.</p>  <p>Warm Up: https://www.bbc.co.uk/teach/supermovies/ks1-maths-division-with-mighty-red/zrh9scw</p> <p>What does the word equal mean? Discuss ideas. Look at selection of examples where items have been shared equally or shapes have been split. Check understanding on 'equal parts'</p> <p>Write the word fraction. What does this mean? Explain what the word means (<i>a fraction is a part of a whole</i>). Can anyone think of any fractions? Introduce Numerator and Denominator. https://www.bbc.co.uk/bitesize/clips/z6bq6sg</p> <p>Write one half on the board and model how to write this as a fraction. Look and work through the following:</p> <p>Which pictures show $\frac{1}{2}$?</p>  <p>Model working through the following problems, demonstrating how to find $\frac{1}{2}$. Share 20 beanbags equally between two containers, then complete the stem sentences.</p>  <p>The whole is ____ Half of ____ is ____</p> <p>Circle half the cakes.</p>  <p>Circle half the triangles.</p>  <p>Activity:</p>	<p>English</p> <p>LI To be able to predict what might happen next.</p>  <p>Home Learning Focus: Today we will look at the story called How to Hide a Lion from Grandma, written by Helen Stephens. Read the text provided (within the resources section) which focuses on the story about How to Hide a Lion from Grandma. Discuss the story with an adult, then have a go at recording your ideas, using the example of the Guided Reading template (within the resources section) to organise your recording. Firstly, you will need to ask yourself 'I Wonder...?' questions. For example, I wonder how the lion saved the candlesticks from the robbers? Next, you will need to ask your adult to read the text whilst you close your eyes and visualise. What do you see? Can you draw your visualisation on your paper? Finally, you will need to record your prediction on your paper. What do you think will happen next? How could the story end?</p> <p>Equipment needed: You will need a piece of paper, a pencil and colouring pencils.</p>  <p>This lesson includes:</p> <ul style="list-style-type: none"> - Warm up - Steps to Success - Read the text - Discuss the text - Independent work <p>Please click on the link and choose a warm up activity to support your learning today: https://www.bbc.co.uk/teach/supermove/rs/ks1-english-collection/zjsghbk</p> <p>Please click on the link to access your learning: https://www.youtube.com/watch?v=MrOfQc7sd3A</p>	<p>PSCHE</p> <p>LI – To share what you think and feel.</p>  <p>Home learning focus In this lesson we will understand that it is ok to share our opinions on things that matter and explain our views through discussion. We all have different feelings and thoughts, that is ok and that is what makes us different. Can you think about these questions?</p> <div style="border: 1px solid purple; padding: 5px; margin: 10px 0;"> <p>Why are our feelings and thoughts important?</p> </div> <div style="border: 1px solid purple; padding: 5px; margin: 10px 0;"> <p>How can we explain our thoughts and feelings to others?</p> </div> <p>This lesson includes:</p> <ul style="list-style-type: none"> • Your voice • Someone to talk to <p>Activity: Can you look at the discussion cards in the resources area. Can you share your thoughts and feelings on these with someone at home?</p> <hr/> <p>Please join us for a story at the end of the day (2:45pm). We look forward to seeing you.</p>  <p>Please click the link below:</p> <p>Zoom link: Join Zoom Meeting at 2:45pm:</p>  <p>Join Zoom Meeting: https://zoom.us/j/91538253171?pwd=NHF6UDlveGJOUkRlYzJUTDBCMIWlOQT09</p> <p>Meeting ID: 915 3825 3171 Passcode: 1FV1kV</p>

2A and 2B - Term 4 Week 1 22.2.21

See Resources for your activity sheet for Monday. **Can you find half a shape? Can you find half an amount?**

Please click on the link below for a video to support your learning:
<https://www.youtube.com/watch?v=eBwTP84lcUI>

Please click the link below:
 Zoom link:

Join Zoom Meeting 9:30 am with Miss Beaumont



<https://zoom.us/j/6483828231?pwd=T3VKWkd0Z3NvUHNhZ0ZVUkF4NStYZz09>
 Meeting ID: 648 382 8231
 Passcode: 4nETQN

Please click the link below:



Join Zoom Meeting 11am with Mrs Wasway
 Zoom link:

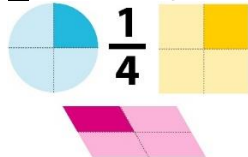
<https://zoom.us/j/95227335615?pwd=R0wvNm8rbDJzVnIRbG81K29iUStYdZ09>

Meeting ID: 952 2733 5615
 Passcode: urL7gV

Tuesday

Maths

LI - To find a quarter.



Home learning focus:
 We will continue our fractions learning with identifying and finding a quarter.

This lesson includes:

- Success Criteria
- Warm up
- Recap on finding $\frac{1}{2}$.
- Teaching slides
- Independent work



Equipment you will need: A pencil, coloured pencils and a piece of paper.

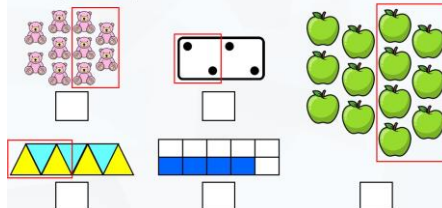


Warm Up:

<https://www.bbc.co.uk/teach/supermovies/ks1-maths-fractions-with-joe-tracini/zmgy2sg>

Recap halves, identifying and finding them. **What is a half? What does half look like?**

Which pictures represent a half?



Write one quarter on the board. **How can we write this using numbers?** Look at the ways below at how to recognise $\frac{1}{4}$ Watch video:

<https://www.youtube.com/watch?v=ryGvCND0ARO>

English

LI -To know what an adverb is.



Home Learning Focus:
 Today we will learn what an adverb is and what its function is in a sentence.

This lesson includes:

- Steps to Success
- Warm up
- Main teaching
- Activity
- Independent work

Equipment needed: You will need a piece of paper and a pencil



We will look together at adverbs.

What is an adverb? Why would we use it? What do most adverbs end in?

We will identify and find adverbs out of a range of different kinds of words and then think of our own adverbs to describe verbs.

Together we will spot adverbs in sentences.

Activity:

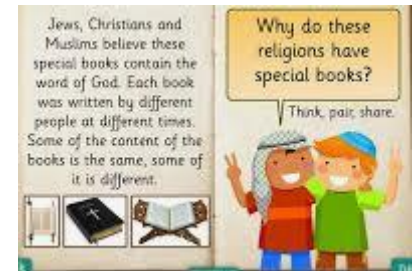
For your activity, you will need to think of an adverb to complete the sentences. Challenge: Can you make your own sentences that include an adverb? Underline the adverb you have used in a coloured pencil.

Here are some links that can help you with your learning:

<https://www.youtube.com/watch?v=yo8pzuE97EA>

RE

LI - To know what stories are special to us.



Home learning focus:

Today, we will be looking at stories that are special to us. We will also be looking at a book that is special to Christians.

What is a holy book? Can you watch the clip to find out? Can you explore the website to find out more?

This lesson includes:

- Video
- Activity

Equipment needed: You will need a pencil, ruler and piece of paper.



Activity

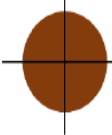
What is your special book? Can you create a poster showing and telling us all about it?

Click on the link to access your learning:

<https://request.org.uk/restart/2015/01/21/the-bible-3/>

2A and 2B - Term 4 Week 1 22.2.21

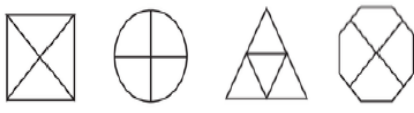
Four friends are sharing a cake.
The cake is split into _____ equal parts.



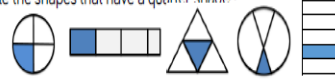
Each part is worth a _____.

This can be written as $\frac{\quad}{\quad}$

Shade $\frac{1}{4}$ of each shape.



Circle the shapes that have a quarter shaded!



Which shapes do not have a quarter shaded? How do you know?
Draw the shapes again and split them into quarters correctly?

How can we find $\frac{1}{4}$? What method could we use? (divide by 4). Look at how to find $\frac{1}{4}$ using the examples below.

Complete:

$\frac{1}{2}$ of 12 = $\frac{1}{4}$ of 12 =

$\frac{1}{2}$ of 20 = $\frac{1}{4}$ of 20 =

$\frac{1}{2}$ of 8 = $\frac{1}{4}$ of 8 =

Activity:
For your activity please see the sheet in the resources section.

Please click on the link for a video to support your learning:
<https://www.youtube.com/watch?v=ryCvCND0ARO>
<https://www.youtube.com/watch?v=3SdRStOBYPo>

Please click on the link to access your learning:
Zoom link:
Join Zoom Meeting 9:30am with Miss Beaumont
<https://zoom.us/j/6483828231?pwd=T3VKWkdoZ3NvUHNhZ0ZlVUkF4NStYZz09>
Meeting ID: 648 382 8231
Passcode: 4nETQN

<https://www.youtube.com/watch?v=StyV3acYmOg>

Please click on the link to access your learning:

Join Zoom Meeting 11am with Mrs Wasway
Zoom link:
<https://zoom.us/j/95227335615?pwd=ROwvNm8rbDZlVnIRbG81K29iUStYdZ09>

Meeting ID: 952 2733 5615
Passcode: urL7gV

Please join us for a story at the end of the day (14:45). We look forward to seeing you.



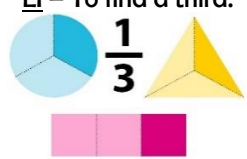
Please click the link below:



Zoom link:
Join Zoom Meeting at 2:45pm:
<https://zoom.us/j/6483828231?pwd=T3VKWkdoZ3NvUHNhZ0ZlVUkF4NStYZz09>
Meeting ID: 648 382 8231
Passcode: 4nETQN

Wednesday

Maths
L1 - To find a third.




Home learning focus:
We will continue our learning on fractions and continue with finding $\frac{1}{3}$.

This lesson includes:

- Success Criteria
- Warm up
- Recap on finding $\frac{1}{4}$ and $\frac{1}{2}$.
- Teaching slides

English
L1- To answer questions about a text.


Nocturnal Animals



Home Learning Focus:
In this lesson we will read a text and answer questions.

Equipment needed: You will need a pencil, a piece of paper and coloured pencils.

PE with team Garlinge
Personal Challenge Home Learning



Home learning focus:
Back during the summer term some of the key worker children had weekly challenges using socks. We called this 'The Sock Olympics'. The

2A and 2B - Term 4 Week 1 22.2.21

Independent work

Equipment you will need: A pencil, coloured pencils and a piece of paper.



Warm up:

<https://www.bbc.co.uk/teach/super-movers/ks1-maths-fractions-with-joe-tracini/zmjy2sg>

Write one third on the board. **How can we write this using numbers?** Look at the ways below at how to recognise 1/3.

Three friends are sharing a pizza.

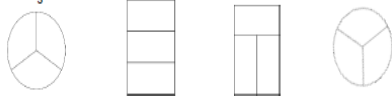
The pizza is split into _____ equal parts.



Each part is worth a _____.

This is the same as

Shade $\frac{1}{3}$ of each shape.



What is the same? What is different?


Which shapes represent one third?



Explain why the other circles do not represent one third.

How can we find 1/3? What method could we use? (divide by 3). Look at how to find 1/3 using the examples below. We can even use the circle method to help us.

Use the cubes to make three equal groups.



There are _____ cubes altogether.

One third of _____ is _____

of _____ is _____

Rosie is organising her teddy bears. She donates $\frac{1}{3}$ of them to charity. How many bears does she have left?



Complete:

$\frac{1}{3}$ of 9 = $\frac{1}{3}$ of 15 =

$\frac{1}{3}$ of 12 = $\frac{1}{3}$ of 18 =

Activity:

Please use the sheet in the resources section to complete your independent activity of finding 1/3.


Please click on this link for a video to support your learning:

<https://www.bbc.co.uk/teach/super-movers/ks1-maths-fractions-with-joe-tracini/zmjy2sg>
<https://www.youtube.com/watch?v=C44WxGkIJCg>

Please click the link below:

Zoom link:

Join Zoom Meeting 11am with Miss Beaumont



This lesson includes:

- Warm up
- Video
- Read text
- Activity
- Independent work

Today, we will look at an information text about Nocturnal Animals. When reading the text, we will discover what a nocturnal animal is and where nocturnal animals can be found in the UK.

We will read the text together and look at its features. **Where is the title? Why are there separate boxes? What are subheadings? What information do the different parts of the text include?**

Together we will look at some questions and discuss different strategies to find the answer.

Where can we look in the text? What word can we look for?

Activity:

For our activity today, we are going to answer questions about the text on Nocturnal Animals. Read the text carefully, then use strategies to support you to find the answers to your questions. For example, you could underline or highlight key words or sentences within the text.

Link to support your learning:

<https://www.bbc.co.uk/bitesize/topics/zgwwxn>

Please click the link below:

Join Zoom Meeting 11am with Mrs Wasway



Zoom link:

<https://zoom.us/j/95227335615?pwd=R0wvNm8rbDZlVnlRbG81K29iUStYdZ09>

Meeting ID: 952 2733 5615
Passcode: urL7gV

PE team have come up with and planned a personal challenge card available here

<https://www.garlingeprimary.co.uk/home-school-learning> under the PE and Sport section of our home learning.

The PE team have also put a link to a variety of videos to support this. Watch staff members challenge you!

<https://youtu.be/y8nWcJxb2c4>

The sheets can also be found in the resources page for the year 2 planning.

Have fun and see if you can beat your own personal challenge!

The TEAM GARLINGE
Personal Challenge Activity Card

What is it?
We would like you to complete the following challenges whilst you are at home. The challenges have been chosen to help you in your future PE lessons.
The aim is to complete the challenges that you can and use the school values to help you improve! As long as you complete the challenges safely, you can adopt the activities to suit you and your environment!
Because this is about YOUR personal best and YOU improving YOUR skills!

THE CHALLENGE:
Have a go at the different activities and record your scores on the score card or a piece of paper. Practice the activities to see if you can improve your best scores!
For every challenge you complete you will also earn points for your House!
Write how the School Values helped you.

IMPORTANT:
Please remember that these challenges have been designed to helpfully enable all abilities to participate in a personal best challenge.
Each activity has an **IMPORTANT** option for your child to try.
The challenges can be adapted to sitting and adapted to individual's abilities.
Please email PE@garlinge.kent.sch.uk for further guidance if needed.

You will need:
• A ball of socks
• Stopwatch/timer or clock
• Paper and a pen
• A bucket or target

Share your success!
If you would like your child's picture of them doing the challenge, uploaded onto the school website or Twitter page, then please email pictures and permissions to PE@garlinge.kent.sch.uk
Go Team Garlinge!

Personal Challenge Score Card

Name: _____ Class: _____ HOUSE COLOUR: _____

1. LEG BALANCE
Balance on 1 leg and time how long you can balance for. Stop the time when your other foot touches the floor.
Time how long you can balance on your left leg and on your right leg.
How long can you balance on your left leg?
How long can you balance on your right leg?

2. Arm Holds
Place one arm and one leg how long you can hold it for. Stop the time when you put your arm down.
Time how long you can raise your left arm and on your right arm.
How long can you hold your left arm up?
How long can you hold your right arm up?

3. Sock Throw
Fold a target. For example a piece of paper or bucket. Choose how many steps you would like to throw from and see how many times you can throw your ball of socks into the bucket, collect, return and throw again in 1 minute.
How many times can you throw your ball of socks into the bucket?
How many times can you throw your ball of socks into the bucket in 2 minutes?

4. Clap and Catch
Throw your ball of socks into the air and see how many times you can clap before you catch them. You will get 1 point for every clap you do - remember you have to catch the socks to score!
How many claps can you do before you catch the socks?
How many claps can you do before you catch the socks in 2 minutes?

One leg Balance
LEFT RIGHT
How long can you balance?

Arm Holds
LEFT RIGHT
How long can you hold your arm in the air?

Sock Throw
How many can you do in 1 minute?

Clap and Catch
What is your highest number of claps?

5. Speed Jumping
Place your ball of socks on the floor and see how many times you can jump over them and back in 1 minute!
Give yourself 1 point for every jump!
How many jumps can you do in 1 minute?
How many jumps can you do in 2 minutes?

6. Star Jumps
How many star jumps can you do in 2 minutes? Remember to pace yourself! If 2 minutes is too long then try 1 minute to start with.
How many star jumps can you do in 2 minutes?
How many star jumps can you do in 1 minute?

7. Agility
Zig on the spot and get 1 point for each minute you can do without tripping.
Remember to pace yourself!
How many times can you zig on the spot in 1 minute?
How many times can you zig on the spot in 2 minutes?

8. CREATE YOUR OWN CHALLENGE
Can you create your own challenge that helps with...
Balance
Co-ordination
Jumping
Running
Throwing or Catching!

ALWAYS MAKE SURE YOU CARRY OUT ALL CHALLENGES IN A SAFE WAY!

PERSISTENCE - How many or how long you can do a challenge without giving up?

RESPECT - Remember to respect your body, only do what you can!

TEAMWORK - Can you work with someone you live with and help each other?

Feel free to email any pictures to pe@garlinge.kent.sch.uk

Please join us for a story at the end of the day (2:45pm). We look forward to seeing you.

Please click the link below:

Zoom link:

Join Zoom Meeting at 2:45pm:

2A and 2B - Term 4 Week 1 22.2.21

<https://zoom.us/j/6483828231?pwd=T3VKWkd0Z3NvUHNhZ0ZVUkF4NStYZz09>
 Meeting ID: 648 382 8231
 Passcode: 4nETQN

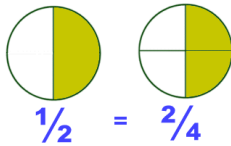
<https://zoom.us/j/91538253171?pwd=NHF6UDlveGJOUkRlYzJlUTBCMWlOQT09>

Meeting ID: 915 3825 3171
 Passcode: 1FV1kV

Thursday

Maths

LI - To find equivalence between $\frac{1}{2}$ and $\frac{2}{4}$.



Home learning focus:

In this lesson we will recap our learning about halves and quarters. We will look at home $\frac{2}{4}$ and $\frac{1}{2}$ are equivalent.

This lesson includes:

- Success Criteria
- Warm up
- Recap on finding $\frac{1}{4}$ and $\frac{1}{2}$.
- Teaching slides
- Independent work



Equipment you will need:

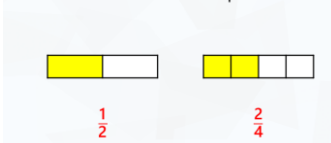
A pencil, coloured pencils and a piece of paper.

Warm up:

<https://www.bbc.co.uk/teach/supermovers/ks1-maths-fractions-with-joe-tracini/zmjy2sg>

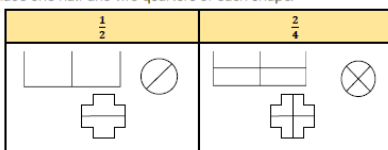
What does equivalence mean? What symbol do we use? Model and recap what = means (same as, equal to, equivalent to). Using two identical strips of paper, explore what happens when you fold the strips into two equal pieces and four equal pieces. Compare the two pieces with two of the four equal pieces – **What do you notice?**

What fractions are shown on each shape?



Let's go through some examples:

Shade one half and two quarters of each shape.



English

LI - To make predictions about a text



Home Learning Focus:

In this lesson we will make predictions about our new class text.

This lesson includes:

- Steps to success
- Warm up
- Video
- Class discussion
- Independent work

Equipment needed: You will need a pencil and a piece of paper.



Today we will introduce our new topic about the night time. We will find out what we already know about owls and start to find out some more.

What do owls look like? What do owls eat? Where do owls live? When do owls awake?

Together we will look at the front cover of our new class book *The Owl Who Was Afraid of the Dark*.

We will make predictions about what we think the book will be about.

Is it fact or fiction? Who could the main character be? What might happen in the story? What does the title tell us about the story?

Activity:

For your activity we will write predictions about our class book using inferences from the front cover and the title. Remember to use capital letters, finger spaces and full stops!

Science

Living things in their habitats.

LI - Which habitats do you know of on our amazing planet Earth.



Home learning focus

In this lesson we will think about what we want to find out about plants and animals in local habitats. Habitats are places where animals and plants live.

What do you know?

What do you want to find out?

This lesson includes:

- Video
- Quiz
- Activity

Equipment needed: You will need a pencil, ruler, some materials, water and piece of paper.



Click on the link to access your learning:

<https://www.youtube.com/watch?v=635uup08DLU>

Activity:

Can you think about things you may already know about animals and their habitats? Just your own thoughts.

Can you write a list of questions that you would like to find out about plants and animals in local habitats?

Please join us for a story at the end of the day (2:45pm). We look forward to seeing you.

Please click the link below:



Zoom link:
 Join Zoom Meeting at
 2:45pm:



2A and 2B - Term 4 Week 1 22.2.21

Tommy has a jar of 12 cookies. He gives half of them to Alex, and $\frac{2}{4}$ of them to Mo.



Who gets the most cookies?

How would we work out $\frac{2}{4}$ of 12?

Model using the circle method to split 12 into quarters. Then look at what $\frac{2}{4}$ is equal too. Compare to $\frac{1}{2}$ of 12. **Which is greater?**

Please click these links to support your learning:

<https://www.bbc.co.uk/bitesize/clips/z6bq6sg>

<https://classroom.thenational.academy/lessons/identifying-equivalent-fractions-65k3gd?activity=video&step=2&view=1>

Please click the link below:
Zoom link:

Join Zoom Meeting 9:30am
with Miss Beaumont



<https://zoom.us/j/6483828231?pwd=T3VKWkd0Z3NuUHNhZ0ZlUkF4NStYZz09>

Meeting ID: 648 382 8231
Passcode: 4nETQN

Here's some links to support your learning:

What fractions are shown on each shape?



<https://www.youtube.com/watch?v=m0XgSrdYQRY>

Please click the link below:



Join Zoom Meeting 11am
with Mrs Wasway
Zoom link:

<https://zoom.us/j/95227335615?pwd=R0wvNm8rbDZlVnlRbG81K29iUStYdZ09>

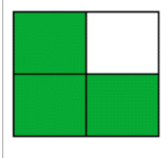
Meeting ID: 952 2733 5615
Passcode: urL7gV

<https://zoom.us/j/6483828231?pwd=T3VKWkd0Z3NuUHNhZ0ZlUkF4NStYZz09>

Meeting ID: 648 382 8231
Passcode: 4nETQN

Maths

LI- To find $\frac{3}{4}$.



Home learning focus:

In today's lesson we will be recapping our learning so far and then moving on to work out $\frac{3}{4}$ of a shape and a number.

This lesson includes:

- Success Criteria
- Warm up
- Recap on finding $\frac{1}{4}$ and $\frac{1}{2}$.
- Teaching slides
- Independent work

Equipment you will need: A pencil, coloured pencils and a piece of paper.



Warm up:


<https://www.bbc.co.uk/teach/supermovers/ks1-maths-fractions-with-joe-tracini/zmjj2sg>

Let's start with recapping $\frac{1}{4}$ learning.
What is a quarter? What does it look

Friday

English

LI - To sequence the events of a story.



Home Learning Focus:

In this lesson we will look at the rest of the story then focus on how to sequence the story.

This lesson includes:

- Steps to success
- Warm up
- Video
- Class discussion
- Independent work

Equipment needed: You will need a pencil and a piece of paper.



Together we will read our class book
The Owl Whose Afraid of the Dark. We

Geography

LI- To locate UK on a world map.



Home learning focus:

In this lesson we will be learning where the UK is on a world map. Have an explore on Google Earth.

https://www.google.co.uk/intl/en_uk/earth/

What can you find?

Can you learn about the different continents? Click on the link below.

This lesson includes:

- Video
- Map work

Equipment needed: You will need a pencil, ruler and piece of paper.

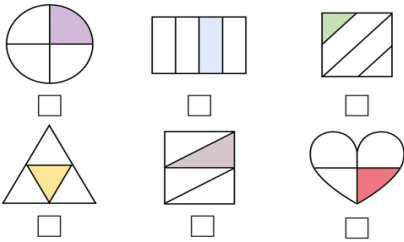


Click on the link to access your learning:

2A and 2B - Term 4 Week 1 22.2.21

like?

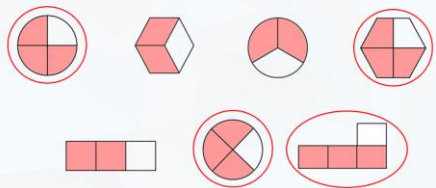
Tick the shapes that have $\frac{1}{4}$ shaded.



Talk about your answers with a partner.

Let's look at the next example. Write $\frac{3}{4}$ on the board. What does this say? What does this mean?

Which shapes show $\frac{3}{4}$?



How would we work out $\frac{3}{4}$ of a number? E.g. $\frac{3}{4}$ of 12? How did we find $\frac{1}{4}$ of a number? Recap method of using circle method to find a quarter.

Amir shares 12 beanbags into 4 equal groups. Use the image to complete the sentences.



One quarter of 12 is equal to _____

Two quarters of 12 is equal to _____

Three quarters of 12 is equal to _____

Four quarters of 12 is equal to _____

We could also use a bar model to share our number out.

Use counters and a bar model to help you find $\frac{3}{4}$ of 8 and $\frac{3}{4}$ of 16. What do you notice?



Try some of these.

Use counters, cubes, or bar models to help you fill in the blanks:

$\frac{1}{4}$ of 24 = <input type="text"/>	$\frac{1}{4}$ of 4 = <input type="text"/>	$\frac{1}{4}$ of <input type="text"/> = 5
$\frac{2}{4}$ of 24 = <input type="text"/>	$\frac{3}{4}$ of 4 = <input type="text"/>	$\frac{3}{4}$ of <input type="text"/> = 15
$\frac{3}{4}$ of 24 = <input type="text"/>	$\frac{1}{4}$ of 8 = <input type="text"/>	$\frac{1}{4}$ of <input type="text"/> = 2
$\frac{4}{4}$ of 24 = <input type="text"/>	$\frac{3}{4}$ of 8 = <input type="text"/>	<input type="text"/> of 8 = 6

Activity:

Please see resources for your independent work for today. Can you find $\frac{3}{4}$ of shapes and amounts?

Click on these links to support your learning:


<https://www.youtube.com/watch?v=UBiYzF-Otxw>

<https://www.youtube.com/watch?v=5sK2905IngQ>

Please click the link below:

Zoom link:

Join Zoom Meeting 9:30am with Miss Beaumont



will discuss the different characters that Plop meets and sequence them in order. Who does Plop meet? What do they think of the dark?

Activity:

For your activity you need to sequence the story. Either use the sequencing cards or draw your own on a story map.

Here's some links to support your learning:

<https://www.youtube.com/watch?v=hZOhiUu6POE>

Please click the link below:

Join Zoom Meeting 11am with Mrs Wasway
Zoom link:



<https://zoom.us/j/95227335615?pwd=R0wvNm8rbDJzVnIRbG81K29iUStYdzo9>

Meeting ID: 952 2733 5615
Passcode: urL7gV

<https://www.youtube.com/watch?v=K6DSMZ8b3LE>

Activity:

Look at the resources sheet of the map of the world. Can you find the UK? Can you discuss the different continents with someone at home?

Please join us for a story at the end of the day (2:45pm). We look forward to seeing you.



Please click the link below:

Join Zoom Meeting at 2:45pm:



<https://zoom.us/j/91538253171?pwd=NHf6UDlveGJOUkRlYzJUTDBCmWlOQT09>

Meeting ID: 915 3825 3171
Passcode: 1FV1kV

2A and 2B - Term 4 Week 1 22.2.21

<https://zoom.us/j/6483828231?pwd=T3VKWkdOZ3NvUHNhZ0ZVUkF4NSYzZz09>

Meeting ID: 648 382 8231

Passcode: 4nETQN