

# 2A and 2B Term 4 Week 2 1.3.21

Monday

## Maths

LI – To tell the time to o'clock



Home learning focus:

We will start our learning on time this week. We will be thinking about telling the time to o'clock, half past, quarter past and quarter to

This lesson includes:

- Success Criteria
- Warm up
- Teaching slides
- Independent work

Equipment you will need: A pencil, a piece of paper.



Warm Up:

<https://www.youtube.com/watch?v=tEmg914-9xY>

**What do the big hands and the small hands on a clock mean?** Discuss ideas.

The big hand on the clock is called the minute hand, it tells us how many minutes past or to the next hour. The small hand on the clock is called the hour hand, this tells us which hour it is.

**How many hours in a day? How many minutes in an hour?**

Today, we are going to be learning about telling the time to o'clock. When the minute hand (big hand) is pointing to the 12, the time is something o'clock.



If we look at this clock. The hour hand (small hand) is pointing to the 9 and the minute hand (big hand) is pointing to the 12. So, the time on this clock is 9 o'clock.

**Can you match the clocks to the times?**

1 Match the clocks to the times.



7 o'clock
3 o'clock
12 o'clock
10 o'clock

## English

LI- To use adjectives in a sentence.



Home Learning Focus:

Today we will write a description about Plop.

This lesson includes:

- Steps to Success
- Warm up
- Main teaching
- Activity
- Independent work

Equipment needed: You will need a piece of paper and a pencil



Together we will look at some sentences with adjectives.

**What is an adjective?** We will discuss and highlight the adjectives in each sentence. We will have a look at a picture of Plop and take it in turns to say an adjective to describe it.

**Can they think of different adjectives?** We will discuss what words the author uses to describe Plop and write an adjective to describe Plop.

**Can you write a sentence to describe plop? How does he look, what is he like?**

Activity:

For your activity, you will need to write three descriptive sentences about Plop. Challenge: Underline the adjectives you have used in a coloured pencil.

Here are some links that can help you with your learning:

<https://www.youtube.com/watch?v=hZOhiUu6POE>


Please click on the link to access your learning:

Zoom link:  
Join Zoom Meeting 11am with Miss Beaumont



## PSCHE

LI – To identify and respect the differences and similarities between people.



Home learning focus

In this lesson we will look at what makes us different.

**What makes you different?**

**What things make you special?**

**What can you do that is special?**

**What do you have that no one else has?**

**What can you do that no one else can do?**

Can you think about these questions and discuss with someone at home?

This lesson includes:

- A video
- Activity
- 

Click on the link to access your learning:

<https://www.youtube.com/watch?v=GiavMGuHwuJ>

Equipment needed: You will need a pencil, ruler, colouring pencils and piece of paper.



Activity:


**What makes you special?** Can you create a poster and label it?

Please join us for a story at the end of the day (2:45pm). We look forward to seeing you.



Please click the link below:

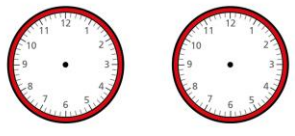

Zoom link:  
Join Zoom Meeting at 2:45pm:






Join Zoom Meeting

<https://zoom.us/j/6483828231?pwd=T3VKWkd0Z3NuUHNhZ0ZlVUkF4NStYZz09>

# 2A and 2B Term 4 Week 2 1.3.21

<p>Draw hands to show the time on each clock.</p>  <p>4 o'clock      1 o'clock</p> <p><b>How would you draw the hands to show these times?</b> To show 4 o'clock, I would need to draw the minute hand pointing to the 12 and the hour hand pointing to the 4. To show 1 o'clock, I would need to draw the minute hand pointing to the 12 and the hour hand pointing to the 1.</p> <p><b>Activity:</b> See Resources for your activity sheet for Monday. <b>Can you make a clock to help you with your work on time this week?</b> Then use the clock to show the times in the resources section. <b>Can you complete the challenge?</b></p> <p>Please click on the link below for some slides to support your learning: <a href="https://www.bbc.co.uk/bitesize/articles/znhp7yc">https://www.bbc.co.uk/bitesize/articles/znhp7yc</a></p> <p>Please click the link below: Zoom link: </p> <p>Mrs Wasway is inviting you to a scheduled Zoom meeting.</p> <p>Time: 09:30 AM</p> <p><a href="https://zoom.us/j/95030463647?pwd=-bDJRUmRUyZrNUUj2T1ZRSUFkRIQyQT09">https://zoom.us/j/95030463647?pwd=-bDJRUmRUyZrNUUj2T1ZRSUFkRIQyQT09</a></p> <p>Meeting ID: 950 3046 3647 Passcode: 85jxry</p>	<p><a href="https://zoom.us/j/6483828231?pwd=T3VKWkd0Z3NvUHNhZ0ZlVUkF4NSYzZz09">https://zoom.us/j/6483828231?pwd=T3VKWkd0Z3NvUHNhZ0ZlVUkF4NSYzZz09</a></p> <p>Meeting ID: 648 382 8231 Passcode: 4nETQN</p>	<p>Meeting ID: 648 382 8231 Passcode: 4nETQN</p>
--	---	--

<b>Tuesday</b>		
<p style="text-align: center;"><u>Maths</u></p> <p><u>LI</u> – To tell the time to half past</p>  <p>Home learning focus: Yesterday we looked at telling the time to o'clock. Today we will be focusing on telling the time to half past.</p> <p>This lesson includes:</p> <ul style="list-style-type: none"><li>• Success Criteria</li><li>• Warm up</li><li>• Teaching slides</li></ul>	<p style="text-align: center;"><u>English</u></p> <p><u>LI</u> -To ask questions.</p>  <p>Home Learning Focus: Today we will write questions to Plop using correct punctuation.</p>	<p style="text-align: center;"><u>RE</u></p> <p><u>LI</u> - What did Jesus teach about God in a story?</p> <p style="text-align: center;">Parable of the lost sheep.</p>  <p>Home learning focus: Today, we will be looking at the <b>Parable of the lost sheep</b>. A parable is a story which has a special religious or moral meaning at the end. <b>Why do you think the shepherd went looking for the lost sheep? Have you ever been lost?</b></p>

# 2A and 2B Term 4 Week 2 1.3.21

- Independent work

Equipment you will need: A pencil, a piece of paper.



Warm Up:

<https://www.youtube.com/watch?v=ElxaxnagneTo>

Recap from yesterday - **what do the big hands and the small hands on a clock mean?** The big hand on the clock is called the minute hand, it tells us how many minutes past or to the next hour. The small hand on the clock is called the hour hand, this tells us which hour it is.

Today, we are going to be learning about telling the time to half past. When the minute hand (big hand) is pointing to the 6, the time is showing half past the hour. The minute hand has travelled half way around the clock from the 12.



Half past 3

If we look at this clock. The hour hand (small hand) is half way between the 3 and 4, it has gone past 3 but not yet on 4. The minute hand (big hand) is pointing to the 6. So, the time on this clock is half past 3.

**Can you match the clocks to the times?**

Match the clocks to the times.



half past 4
half past 1
half past 9
half past 6

Draw hands to show the time on each clock.



half past 1



half past 10

**How would you draw the hands to show these times?** To show half past 1, I would need to draw the minute hand pointing to the 6 and the hour hand half way between 1 and 2. To show half past 10, I would need to draw the minute hand pointing to the 6 and the hour hand half way between 10 and 11.

Activity:

This lesson includes:

- Steps to Success
- Warm up
- Main teaching
- Activity
- Independent work

Equipment needed: You will need a piece of paper and a pencil



Today we will recap what a question is. **What punctuation goes at the beginning and end of a question? Which words do questions start with? What punctuation goes at the end?**

Together we will look at a picture of Plop.

**Who is he?**

**What would we like to know about him?**

As a class we will think about and discuss Things we would like to know about Plop and different questions we would like to ask Plop, remembering to use the correct punctuation.

Activity:

For your activity, you will come up with questions you would like to ask Plop if you met him.

Remember to use a capital letter, finger spaces and question mark.

**Challenge-** Imagine you are Plop and answer all the questions you have asked him!

Here are some links that can help you with your learning:

<https://www.youtube.com/watch?v=hZOhiUu6POE>

Please click on the link to access your learning:

Zoom link:  
Join Zoom Meeting 11am with Miss Beaumont



<https://zoom.us/j/6483828231?pwd=T3VKWkd0Z3NvUHNhZ0ZlVUkF4NStYZz09>


Meeting ID: 648 382 8231  
Passcode: 4nETQN

**What is the meaning of the parable?**

This lesson includes:

- Video
- Activity

Equipment needed: You will need a pencil, ruler and piece of paper.



Click on the link to access your learning:

<https://www.bbc.co.uk/teach/class-clips-video/religious-studies-ks1-the-christian-story-of-the-good-samaritan-and-the-lost-sheep/zr7wxy>

**Activity**

**Can you sequence the story?**

Sequencing sheet to be found in the resources document

Underneath your work can you write the meaning of the parable?

Please join us for a story at the end of the day (14:45). We look forward to seeing you.



Please click the link below:



Zoom link:

Join Zoom Meeting at 2:45pm

Mrs Wasway is inviting you to a scheduled Zoom meeting.

Mrs Wasway is inviting you to a scheduled Zoom meeting.

Join Zoom Meeting

<https://zoom.us/j/91663949889?pwd=QnFTU0tNbVFtTXNoRnVVeWw4cy9Xdz09>

Meeting ID: 916 6394 9889  
Passcode: JPav9W

## 2A and 2B Term 4 Week 2 1.3.21

See Resources for your activity sheet for Tuesday. **Can you write the times shown on the clocks (sheet 1) and then draw then hands on the clocks to show the times (sheet 2)?** Use the clock that you made yesterday to help you.  
**Can you complete the challenge?**

Please click on the link below for some slides to support your learning:  
<https://www.bbc.co.uk/bitesize/articles/zmpsm39>

Please click the link below:  
Zoom link:



Mrs Wasway is inviting you to a scheduled Zoom meeting.

Time: 09:30 AM

<https://zoom.us/j/95030463647?pwd=-bDJRUmRUYzRNUUJ2T1ZRSUFkRIQyQT09>

Meeting ID: 950 3046 3647  
Passcode: 85jxry

### Wednesday

#### Maths

LI – To tell the time to a quarter past



Home learning focus:  
Yesterday we looked at telling the time to half past. Today we will be focusing on telling the time to a quarter past.

This lesson includes:

- Success Criteria
- Warm up
- Teaching slides
- Independent work

Equipment you will need: A pencil, a piece of paper.



Warm Up:

<https://www.youtube.com/watch?v=k1XV9i3P8SU>

Recap on time so far - **what do the big hands and the small hands on a clock mean?** The big hand on the clock is called the minute hand, it tells us how many minutes past or to the next hour. The small hand on the clock is called the hour hand, this tells us which hour it is. If the minute hand is pointing to the 12 it is o'clock. If the minute hand is pointing to the 6 it is half past.

#### English

LI - To generate a word bank.



Home Learning Focus:  
In this lesson we will look at a picture from our class book and generate a word bank to help us with our writing.

This lesson includes:

- Steps to success
- Warm up
- Class discussion
- Independent work



Equipment needed: You will need a pencil and a piece of paper.

Together we will look at the picture from *The Owl Whose Afraid of The Dark* and ask ourselves some questions.  
**What are the owls looking at? Where are the fireworks?**  
**What is a noun? Adjective? Verb? Can we think of some examples that**

#### PE with team Garlinge

Dance Challenge Home Learning



Home learning focus:  
Watch the PE teams dance video challenge. We have been learning Miss Bailey's dance in our PE sessions – in fact the whole school is!

<https://www.youtube.com/watch?v=ovu-YzLViRE&feature=youtu.be>

**Can you follow the moves?**

If you are able to the PE team would love for your videos to be sent in.

[pe@garlinge.kent.sch.uk](mailto:pe@garlinge.kent.sch.uk)

Please join us for a story at the end of the day (2:45pm). We look forward to seeing you.



Please click the link below:

## 2A and 2B Term 4 Week 2 1.3.21

Today, we are going to be learning about telling the time to a quarter past. When the minute hand (big hand) is pointing to the 3, the time is showing quarter past the hour. The minute hand has travelled a quarter of the way from the 12.



Quarter past 5

If we look at this clock. The minute hand (big hand) is pointing to the 3 and the hour hand (small hand) has just gone past the 5. So, the time on this clock is quarter past 5.

**Can you match the clocks to the times?**

Match the clocks to the times.



quarter past 1



quarter past 12

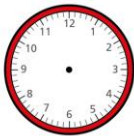


quarter past 9



quarter past 5

Draw hands to show the time on each clock.



quarter past 1

quarter past 10

**How would you draw the hands to show these times?** To show quarter past 1, I would need to draw the minute hand pointing to the 3 and the hour hand just past the 1. To show quarter past 10, I would need to draw the minute hand pointing to the 3 and the hour hand just past the 10.

**Activity:**

See Resources for your activity sheet for Wednesday. **Can you write the times shown on the clocks (sheet 1) and then draw then hands on the clocks to show the times (sheet 2)?** Use the clock that you made on Monday to help you. **Can you complete the challenge?**

Please click on the link below for some slides to support your learning:  
<https://www.bbc.co.uk/bitesize/articles/n9k3j6>

Please click the link below:  
 Zoom link:



**describe the scene they are looking at?** Together come up with ideas for where the fireworks could be – over a field, over the town, over a forest/woodland.

**Activity:**

For our activity today, you are going to generate your own word bank to support your descriptive writing on Friday. You need to think of words for each section- nouns, adjectives, verbs and adverbs.

Challenge yourself to think of the most interesting and exciting words!

Link to support your learning:

<https://www.youtube.com/watch?v=hZOhUu6POE>

Zoom link:

Join Zoom Meeting 11am with Miss Beaumont



<https://zoom.us/j/6483828231?pwd=T3VKWkd0Z3NvUHNhZ0ZVUkF4NStYZz09>

Meeting ID: 648 382 8231  
 Passcode: 4nETQN

Zoom link:

Join Zoom Meeting at 2:45pm



<https://zoom.us/j/6483828231?pwd=T3VKWkd0Z3NvUHNhZ0ZVUkF4NStYZz09>

Meeting ID: 648 382 8231  
 Passcode: 4nETQN

# 2A and 2B Term 4 Week 2 1.3.21

Mrs Wasway is inviting you to a scheduled Zoom meeting.

Time: 09:30 AM

<https://zoom.us/j/95030463647?pwd=bDJRUmRUYzRNUUJ2T1ZRSUFkRIQyQT09>

Meeting ID: 950 3046 3647  
Passcode: 85jxry

## Thursday

### Maths

LI – To tell the time to a quarter to



Home learning focus:

Yesterday we looked at telling the time to a quarter past. Today we will be focusing on telling the time to a quarter to.

This lesson includes:

- Success Criteria
- Warm up
- Teaching slides
- Independent work

Equipment you will need: A pencil, a piece of paper.



Warm Up:


<https://www.youtube.com/watch?v=k1XV9l3P8SU>

Recap on time so far - **what do the big hands and the small hands on a clock mean?** The big hand on the clock is called the minute hand, it tells us how many minutes past or to the next hour. The small hand on the clock is called the hour hand, this tells us which hour it is. If the minute hand is pointing to the 12 it is o'clock. If the minute hand is pointing to the 6 it is half past. If the minute hand is pointing to the 3 it is a quarter past.

Today, we are going to be learning about telling the time to a quarter to. When the minute hand (big hand) is pointing to the 9, the time is showing quarter to the next hour. The minute hand has got to travel a quarter of the way round from the 9 to the 12 to get to the next hour.

### English

LI To be able to express my own opinions.



Home Learning Focus:


Today is World Book Day. We will look at the history of World Book Day and how today celebrates authors, illustrators, books and readers. We will also discuss possible ways to celebrate this special day. We will ask and answer questions about books and reading.

**Do you have a favourite book? What is special about it? When did you get it? Who is the author of your book? Can you name the illustrator? What do you enjoy most about reading? How do you feel when you read a book? What good book have you read recently? Where and when do you like reading books?**

This lesson includes:

- Word search warm up
- World Book Day Discussion
- Listening to a story
- Question and Answer task
- Where to find your next favourite book!
- Name that Story Quiz
- 

Equipment needed: You will need a piece of paper, a pencil, colouring pencils and your favourite book or books.



Activity: For your activity you will need to think about recording and drawing

### World book day



Home learning focus

In this lesson we will think about our favourite books.

**What is your favourite book? Who is your favourite character? What is your favourite part? What happens at the end? Why do you like the book?**

This lesson includes:

- Activity

Equipment needed: You will need a pencil, ruler, colouring pencils and piece of paper.



Activity:

Can you choose one of these activities:

- Can you act out your favourite book?
- Can you look online and find activities linked to your book?
- Can you write a book review?
- Can you create a poster?
- Can you make up a different ending or part of the story?
- Can you create a poem/song or dance about your book?
- Can you turn your favourite book into a comic strip?

# 2A and 2B Term 4 Week 2 1.3.21



## Quarter to 1

If we look at this clock. The minute hand (big hand) is pointing to the 9 and the hour hand (small hand) is nearly on the 1. So, the time on this clock is a quarter to 1.

### Can you match the clocks to the times?

Match the clocks to the times.



quarter to 10



quarter to 1

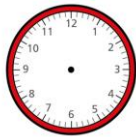


quarter to 7

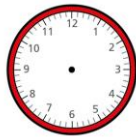


quarter to 3

Draw hands to show the time on each clock.



quarter to 4



quarter to 7

**How would you draw the hands to show these times?** To show quarter to 4, I would need to draw the minute hand pointing to the 9 and the hour hand just before the 4. To show a quarter to 7, I would need to draw the minute hand pointing to the 9 and the hour hand just before the 7.

### Activity:

See Resources for your activity sheet for Thursday. **Can you write the times shown on the clocks (sheet 1) and then draw then hands on the clocks to show the times (sheet 2)?** Use the clock that you made on Monday to help you.

### Can you complete the challenge?

Please click on the link below for some slides to support your learning:  
<https://www.bbc.co.uk/bitesize/articles/zn9k3j6>

Please click the link below:  
Zoom link:



Mrs Wasway is inviting you to a scheduled Zoom meeting.

your World Book Day Top 5s. These include:

Your top 5 authors

Your Top 5 lines in a book

Your Top 5 illustrators

Your Top 5 characters

Your Top 5 books and your favourite picture in a book.

Other activities include making your own book, by retelling a story of your choice or writing and illustrating your own story. A World Book Day Book Scavenger Hunt and a Word Search. All activities can be found within the resources section.

Please click on the links to access your learning:

<https://www.worldbookday.com/>

<https://www.worldbookday.com/about-us/history-2/>

Please click the link below:

Zoom link:  
Join Zoom Meeting 11am  
with Miss Beaumont



<https://zoom.us/j/6483828231?pwd=T3VKWkd0Z3NvUHNhZ0ZlVUkF4NSStYZz09>

Meeting ID: 648 382 8231  
Passcode: 4nETQN

Please join us for a story at the end of the day (2:45pm). We look forward to seeing you. Please click the link below:



Zoom link:  
Join Zoom Meeting at  
2:45pm:



Join Zoom Meeting  
<https://zoom.us/j/91663949889?pwd=QnFTU0tNbVFtTXNoRnVVeWw4cy9Xdz09>

Meeting ID: 916 6394 9889  
Passcode: JPav9W

# 2A and 2B Term 4 Week 2 1.3.21

Time: 09:30 AM

<https://zoom.us/j/95030463647?pwd=-bDJRUmRUYzRNUUJ2T1ZRSUFkRIQyQT09>

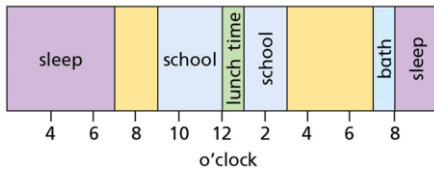
Meeting ID: 950 3046 3647  
Passcode: 85jxry

## Friday

### Maths

LI – To understand hours and days

The bar model shows a section of Dexter's day.



Home learning focus:

All this week we have been learning how to tell the time. We have learnt how to tell the time to o'clock, half past, quarter past and quarter to. Today we will be focusing on understanding hours and days.

This lesson includes:

- Success Criteria
- Warm up
- Teaching slides
- Independent work

Equipment you will need: A pencil, a piece of paper.



Warm Up:

<https://www.youtube.com/watch?v=gES tq1e1Qrc>

Recap on time so far - **what do the big hands and the small hands on a clock mean?** The big hand on the clock is called the minute hand, it tells us how many minutes past or to the next hour. The small hand on the clock is called the hour hand, this tells us which hour it is. If the minute hand is pointing to the 12, it is o'clock. If the minute hand is pointing to the 6, it is half past. If the minute hand is pointing to the 3, it is a quarter past. If the minute hand is pointing to the 9, it is quarter to (the next hour).

Today, we are going to be learning about hours and our day. **How many seconds are there in a minute? How many minutes in an hour? How many hours in a day?** There are 60 seconds in a minute, 60 minutes in an hour and there are 24 hours in a day.

### English

LI – To write descriptive sentences.



Home Learning Focus:

In this lesson we will use our word bank to write interesting, descriptive sentences.

This lesson includes:

- Steps to success
- Warm up
- Class discussion
- Independent work



Equipment needed: You will need a pencil and a piece of paper.

As a class we will recap the work we did on Wednesday. We will look again at our picture and discuss:

**What are the owls looking at? Where are the fireworks?**

Together we will look back at the whole class word bank and discuss how we could use it to generate interesting, detailed sentences that describe the scene with the fireworks. Together we will create some class sentences using our ideas.

Activity:

For your activity you will use your word bank from Wednesday to help you write 4 detailed sentences describing what the owls are looking at. Remember to use correct punctuation and neat handwriting.

Here's some links to support your learning:

<https://www.youtube.com/watch?v=hZO hIUu6POE>

### Art

LI – To create an owl collage.



Home learning focus:

In this lesson we will be creating an owl collage. A collage is a piece of art made by sticking different materials to create a piece of art.

**What does an owl look like?**


**What materials could you use?**

Can you go on a material hunt to find some materials to create your owl?

This lesson includes:

- Material hunt
- Activity

Equipment needed: You will need a pencil, ruler, materials, glue and an outline of an owl- found in the resources.



Activity:


Can you create a collage of an owl using the materials that you have found?

Please join us for a story at the end of the day (2:45pm). We look forward to seeing you.



Please click the link below:

Join Zoom Meeting at 2:45pm:






<https://zoom.us/j/6483828231?pwd=T3VKWkdOZ3NvUHNhZozVUkF4NStYZz09>



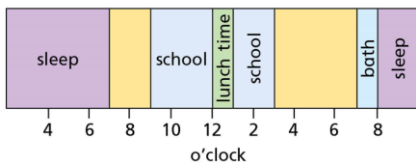
## 2A and 2B Term 4 Week 2 1.3.21

Complete the table.

60 minutes earlier	Time now	30 minutes later
3 o'clock		half past 4
		
		

If the time is 4 o'clock, **what would the time be 60 minutes earlier?** An hour earlier would be 3 o'clock. **What would the time be 30 minutes later?** Half an hour later would be half past 4.

The bar model shows a section of Dexter's day.



a) What time did Dexter go to bed?

\_\_\_\_\_

b) What time did Dexter get up?

\_\_\_\_\_

The bar model above shows a part of Dexter's day. The times are written along the bottom of the bar and the bar has been split into different parts depending on what Dexter has been doing. **What time did Dexter go to bed?** You can see that towards the end of the bar it says sleep after bath. It looks like Dexter went to bed/sleep at 8 o'clock after he had his bath.

Activity:

See Resources for your activity sheet for Friday. **Can you make a bar model showing what you do in a day, just like Dexter's.**

**Can you complete the challenge?**

Please click on the link below for some slides to support your learning:

<https://www.bbc.co.uk/bitesize/articles/zbx6wnb>

Please click the link below:



Mrs Wasway is inviting you to a scheduled Zoom meeting.

Time: 09:30 AM

<https://zoom.us/j/95030463647?pwd=bDJRUmRUYzRNUUJ2TlZRSUFkRIQyQT09>

Meeting ID: 950 3046 3647  
Passcode: 85jxry

Zoom link:

Join Zoom Meeting 11am  
with Miss Beaumont



<https://zoom.us/j/6483828231?pwd=T3VKWkd0Z3NvUHNhZ0ZVUkF4NSStYZz09>

Meeting ID: 648 382 8231  
Passcode: 4nETQN

Meeting ID: 648 382 8231  
Passcode: 4nETQN