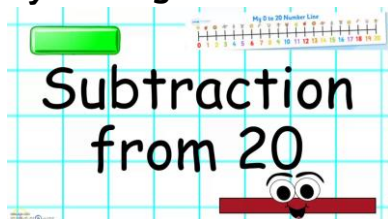


Day 6

Maths

L1 – To take away from 20 by crossing out.



Equipment needed: You will need paper and a pencil as well as counters.



Last week your child was learning to add with 2 numbers up to 20. This week they are going to be learning to take away with numbers within 20. Counting down is good for this. Let's start with a Numberblocks video:

<https://www.bbc.co.uk/iplayer/episode/b08r41qb/numberblocks-series-2-ten-green-bottles>

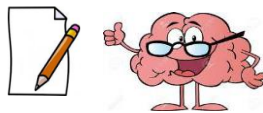
Good, now you can help your child to take away using Green Bottles using the ICT Games game here:

English

L1: To find key phonic sounds in the story.

Equipment needed:

You will need a pencil and some paper.



Last week you learnt all about the story 'Can't You Sleep Little Bear?'

For this lesson we will be finding key phonic sounds we have learnt and finding them in words from the story. To start, rewatch the story here:

https://www.youtube.com/watch?app=desktop&v=aL356cZVfPg&ab_channel=StorytimeOnTheGo

Then find the resource that looks like this:

Science

L1: To compare weather over 5 days.

Equipment needed:

You will need some pencils and colouring pencils.



This term we are looking at seasons. As it is nearly Spring, it is a great time to compare the weather and see if it is starting to get warmer!

To start this lesson please watch the season song here:

https://www.youtube.com/watch?v=ksGiLalx39c&ab_channel=PancakeManor-MusicforKids

Think about the weather in the different seasons and ask yourself these questions:

- Which season is the coldest?

HOME LEARNING

<https://www.ictgames.com/mobilePage/bottleTakeAway/index.html>

Please help your child to take away bottles from their starting number. You could write these as a calculation for them.

Then can you help your child to solve the subtraction problems on the Day 6 maths resources by crossing out to find their answer.

Carefully read the passage below

Little Bear tried to go to sleep, but he couldn't. "Can't you sleep, Little Bear?" yawned Big Bear, putting down his Bear book (with just four pages to go to the interesting part) and passing over to the bed. "I'm scared," said Little Bear.

"Why are you scared, Little Bear?" Asked Big Bear.

"I don't like the dark," said Little Bear.

"What dark?" asked Big Bear.

"The dark all around us" said Little Bear.

Can you find these sounds in the passage above?

1. I found the 'aw' sound in _____

2. I found the 'ar' sound in _____

3. I found the 'or' sound in _____

4. I found the 'oo' sound in _____

5. I found the 'ow' sound in _____

6. I found the 'oo' sound in _____

Can you find all of them?

- Which is the warmest?
- Which seasons do you need your coat?
- Which season is ending now?

See if you can write the answers to these questions!

On the resource page there is a sheet for you to draw what the weather was like during each day. At the end of the week fill out the part that says:

Count: How many days were...

- rainy? _____
- sunny? _____
- cloudy? _____
- windy? _____
- snowy? _____
- icy? _____
- stormy? _____

You can also write a sentence on your type of weather and your favourite day from this w

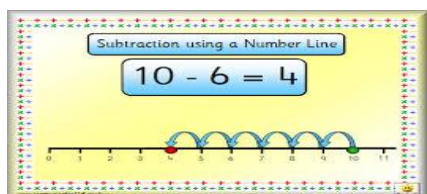
You will need a pencil, paper, scissors and glue



Day 7

Maths

LI – To take away by counting back on a number line.



Equipment needed: You will need a piece of paper and a pencil and a number line.



Yesterday we were taking away using crossing out to find the answers. Today your child will be learning to solve subtraction problems by counting back on a number line.

We can start by counting down with a song from Scratch Garden about counting down from 20.

English

LI: To know the 'ay' sound.

Equipment needed:

You will need a pencil.



Last week we looked at 'ai' sound from phase 3. For this lesson we are looking at the 'ay' sound from phase 5. These sounds are said the same way but are written differently!

We also use the same actions for these sounds which you can see here:

ai

To start please watch this video:

https://www.youtube.com/watch?v=MTCP8i4Nwgc&ab_cchannel=MrT%27sPhonics

PSHE

LI: To identify special people in your life.

You will need some scissors and some glue.



In today lesson we will be looking at friendship. In school we talk about how we can be good friends and how we can help others. It is also important to know how someone can be a good friend to you!

Here are some questions to answer. You can tell your adult or you can write them down for an extra challenge!



What makes a good friend?

<https://www.youtube.com/watch?v=fS6OrraBhz4>

When we take away on a number line we count back from the largest number.

Eg $15 - 2 = 13$
We would count back
“fourteen, thirteen”

$17 - 3 = 14$

We would count back
“sixteen, fifteen, fourteen”

We can use a numberline to do this.



Play this Maths Train game and use your numberline to work out the answers. Remember to set the level to **subtraction within 20 minus a single digit.**

<https://www.topmarks.co.uk/maths-games/mental-maths-train>

Now try to solve the take away problems on the worksheet for Day 7 Maths on the resource file.

Once Geraldine has said the sound, pause the video and write the ‘ay’ sound as many times as you can in 2 minutes.

Once you have done this, continue with the video.

Follow along with Geraldine and write the words.

- Can you write the words without it on the screen?
- Can you add in your sound buttons?
- What can you find around your house with the sounds?

As an extra challenge you can write these words into sentences!

On the resource page there is an activity for the ‘ay’ sound and an activity writing words for ‘ai’ and ‘ay’ can you write the correct digraph for the right picture?

What Things Do You like to Do with a Friend?

What else do you like to do with your friends?



What things do you like to do with a friend?

What Would a Good Friend Do?



If your friend dropped their books, what would a good friend do?

Being a Good Friend

Look at this picture. How is the child being a good friend?



How is the boy being a good friend?

On the resource page there is a cut and stick activity on what you look for in a friend.

Day 8

Maths



English



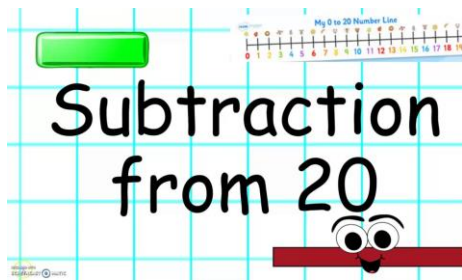
L1: To write a question mark.




Geography

L1: To make a map

LI- To take away within 20 crossing 10.



Equipment needed: You will need a piece of paper and a pencil.



Up to now your child has just been taking away a small number from a bigger number. Today they will be learning to take away increasingly larger numbers from numbers within 20. As we will be counting back here is a song to get started:

<https://www.youtube.com/watch?v=ShqXL-zfLxY>


Using the Ten Green Bottles game that we used on Day 6 you can help your child take away larger numbers of bottles where they go back beyond 10. Try these:

$16 - 7 = \underline{\quad}$

$15 - 8 = \underline{\quad}$

Equipment needed:

You will need a pencil.



We have been looking at the story 'Can't You Sleep Little Bear?'

For this lesson you will be writing super questions to Big Bear and Little Bear!

You can rewatch the story here to help you remember the story:

https://www.youtube.com/watch?app=desktop&v=aL356cZVfPg&ab_channel=StorytimeOnTheGo

On the resource page you will find this work:

Think of some questions for Little Bear and Big Bear. Use these words below to help you ask lots of different questions.

Remember, when asking a question you need to use a question mark

which looks like this: ?



The colour words will help you think of some questions to ask Little Bear and Big Bear. Remember to include

Equipment needed:

You will need a pencil and colouring pencils.

Maps are drawings and they can help you find where you are and where you are going.

They show symbols (pictures) for places such as car parks or places of worship like churches and a key, which tells you what the symbols mean.

Maps can help you find your way using directions – north, south, east and west.

Please click on the link here to find a video all about maps:

<https://www.bbc.co.uk/bitesize/topics/zqj3n9q/articles/zjd66v4>

Complete the activity on how to use keys to help you find where you are and where you want to go!

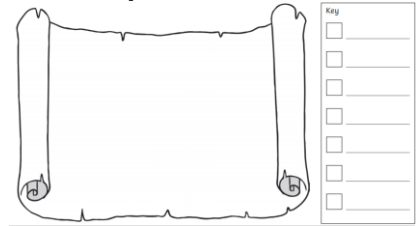
Maps can be really helpful to give someone if they are going somewhere new! For your activity you will find a blank map page. You need to create a map of your house! This can be one part of your house, like your garden, or it can be your road!

14 - 6 = ____

<https://www.ictgames.com/mobilePage/bottleTakeAway/index.html>

a question mark at the end of your sentence to make it a question!
A question mark looks like this: ?

The map looks like this:

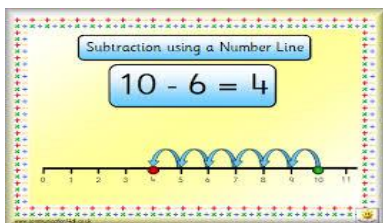


Don't forget to use the key!

Maths



LI- To find related addition and subtraction number facts.



Equipment needed: You will need pencil and paper. You could use counters to help you or a number line.



Day 9

English



LI: To learn the 'oy' sound.

Equipment needed:

You will need a pencil.



For this lesson we will be learning the 'oy' sound. Last week we learnt the 'oi' sound which sounds the same but are written differently!

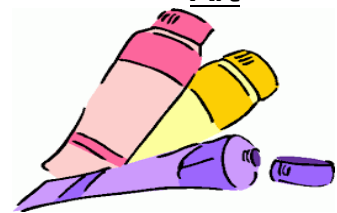
oi oi oy

(Tune: Old MacDonald Truck 36)

The sailors met upon the sea,
loi-loi, loi-loi, loi.
They found some oil
way down deep.
loi-loi, "Ship ahoy!"

Please start by watching the video here:

Art



LI: To draw a range of different objects and animals.

Equipment needed:

You will need paper, pencils and paint.



Drawing is lots of fun and is a great way to be creative!

For today's lesson there is a range of different objects of animals for you to learn how to draw!

It looks like this:

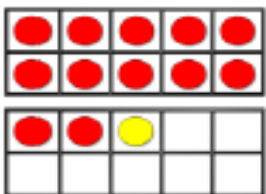


Let's start by playing a counting game. With Whack a Mole you can count up and count down. Please help your child to count up from 1 to 20 and then back down from 20 to 1.

<https://www.ictgames.com/mobilePage/whackAMole/index.html>

Over the last week and this week your child has been learning about addition and taking away. Today we are going to be learning that addition and subtraction are related. We can link an add to a take away. They will use the same numbers.

We can look at an addition calculation like this:



$$12 + 1 = 13$$

This uses the same numbers as this take away calculation:

$$13 - 1 = 12$$

Please help your child to practise adding and taking

https://www.youtube.com/watch?v=aodJQr-WJLk&t=1s&ab_channel=MrT%27sPhonics

Once Geraldine has said the 'oy' sound please pause the video and see how many times you can write the 'oy' sound in 2 minutes.

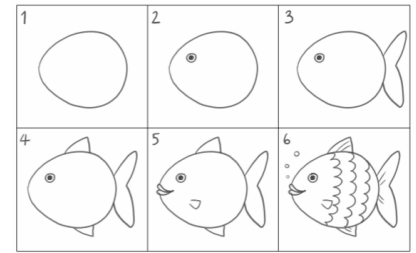
Once you have done this, continue with the video.

Follow along with Geraldine and write the words.

- Can you write the words without it on the screen?
- Can you add in your sound buttons?
- What can you find around your house with the sounds?

For an extra challenge, can you put the word into a sentence?

On the resource page there is an activity for the 'oy' sound and an additional resource for both 'oi' and 'oy'.



You could select a few different animals and create your own zoo or you could try and do a few big pictures!

Once you have drawn your picture, think about how you want to fill it in.

You could:

- Paint it
- Colour it with pencils
- Find materials around your house (with your adults help) and create a collage

Your drawing could end up looking like this:



You get to be a fantastic artist and decide what you want to draw and how you want to colour it in!

Please find the step-by-step drawing guides on the resource page.

away using the Maths Train game. They could start by doing this within 10 and then move onto within 20.

<https://www.topmarks.co.uk/maths-games/mental-maths-train>

Then can you help your child to find the answers to the related adding and taking away facts using the worksheet from Day 9 Maths on the resource file.

So $14 + 3 = 17$ and $17 - 3 = 14$

$15 + 1 = 16$ and $16 - 1 = 15$

They could use a numberline or counters to help themselves.

Day 10

Maths



LI – To know addition and subtraction facts.



Equipment needed:
Scissors and glue.

English



LI: To learn tricky words.

Equipment needed:

You will need a pencil and colouring pencils.



We have a list of tricky words we learn in Year 1. You can find the list on the

PE



LI: To practise balancing.

For today's P.E lesson you can have a go at completing a cosmic yoga!

Cosmic yoga is a great way to practise your balancing, breathing and be a part of a fantastic story!



Today we can get good at counting up and down with songs. This will help with today's work on adding and taking away.

Counting up:

<https://www.youtube.com/watch?v=D0Ajq682yrA>

Counting down:

<https://www.youtube.com/watch?v=fS6OrraBhz4>

Yesterday your child was finding out that the same numbers can be used to make add and take away calculations. Today you can help your child by playing a game where they can make 4 calculations using the same numbers.

Play the game here. You could use counters or a number line to help your child make the calculations. Adding is counting on and subtraction is counting back on a numberline. Choose the + and – section up to 10 or 20.

<https://www.topmarks.co.uk/number-facts/number-fact-families>

Can you help your child to cut and stick numbers and

resource page, it looks like this:

Year 1 Common Exception Words			
the	is	no	one
a	his	go	once
do	has	so	ask
to	I	by	friend
today	you	my	school
of	your	here	put
said	they	there	push
says	be	where	pull
are	he	love	full
were	me	come	house
was	she	some	our
	we		

For this lesson we will be revising some of these words.

Please start by watching this tricky word video here:

https://www.youtube.com/watch?v=TvMyssfAUx0&ab_channel=EpicPhonics

Have a go at writing the words as they appear on the screen. Can you put any of these words into a sentence?

On the resource page there is colouring activities for you to complete.

For an extra challenge see if you can go through the list and spell the words!

Here is the link to the cosmic yoga website:

<https://cosmickids.com/>

On here you will find lots of different videos to choose from. If you cant decide here are some of our favourites!

Frozen yoga:

<https://cosmickids.com/video/frozen-a-cosmic-kids-yoga-adventure/>

Three Billy Goats Gruff:

<https://cosmickids.com/video/the-three-billy-goats-gruff-app-preview/>

Room On The Broom:

<https://cosmickids.com/video/4898/>

signs to make 2 addition and 2 subtraction problems? Please find the worksheet on the Day 10 Maths on the resource file.

Resources for the week:

From Monday 11 January, CBBC, BBC Two, BBC iPlayer and BBC Red Button will all be offering up lots of content for students including daily lessons which will be made available online too.

<https://www.bbc.co.uk/bitesize>

<https://www.phonicsplay.co.uk/>

<https://play.numbots.com>

<https://www.ictgames.com/>

<https://www.topmarks.co.uk/>

Health and Wellbeing Activities

<https://www.youtube.com/user/CosmicKidsYoga>



Get active with Joe Wicks

Click on the link to access the session:

<https://www.youtube.com/user/thebodycoach1>

Email your teacher ...



Let us know how you have been getting on at home. It will brighten up our day and put a smile on our face. If you can, attach a photo to show us what you have been doing too! We'd love to see what you've been learning about.

Our emails are:

1A@garlinge.kent.sch.uk 1B@garlinge.kent.sch.uk

1C@garlinge.kent.sch.uk 1D@garlinge.kent.sch.uk