

Day 6 English:

Carefully read the passage below

Little Bear tried to go to sleep, but he couldn't. "Can't you sleep, Little Bear?" yawned Big Bear, putting down his Bear book (with just four pages to go to the interesting part) and passing over to the bed. "I'm scared" said Little Bear.

"Why are you scared, Little Bear?" Asked Big Bear.

"I don't like the dark," said Little Bear.

"What dark?" asked Big Bear.

"The dark all around us" said Little Bear.

Can you find these sounds in the passage above?

1. I found the 'aw' sound in \_\_\_\_\_

2. I found the 'ar' sound in \_\_\_\_\_

3. I found the 'er' sound in \_\_\_\_\_

4. I found the 'ee' sound in \_\_\_\_\_

5. I found the 'ow' sound in \_\_\_\_\_

6. I found the 'oo' sound in \_\_\_\_\_

Name: \_\_\_\_\_

Date: \_\_\_\_\_

## Subtracting in Space


Count all the objects in the group. Cross out the objects in each group to show how many you are subtracting. Count how many are left and write the answer.



1.  $13 - 3 = \underline{\quad}$




2.  $18 - 7 = \underline{\quad}$




3.  $15 - 4 = \underline{\quad}$



4.  $20 - 8 = \underline{\quad}$



5.  $16 - 3 = \underline{\quad}$



6.  $17 - 7 = \underline{\quad}$

# My Weather Record Activity Sheet

Task: Keep a record of the weather during your week. Draw the weather symbol into the box for each day.



	Morning (before lunchtime)	Afternoon (after lunchtime)	Evening (hometime)
Monday			
Tuesday			
Wednesday			
Thursday			
Friday			

Count: How many days were...

- rainy? \_\_\_\_\_
- sunny? \_\_\_\_\_
- cloudy? \_\_\_\_\_
- windy? \_\_\_\_\_
- snowy? \_\_\_\_\_
- icy? \_\_\_\_\_
- stormy? \_\_\_\_\_

Day 7 English:

## 'ay' Spelling Activity

1. Trace over 'ay'.

ay ay ay ay ay ay  
ay ay ay ay ay ay

2. Just add 'ay'.

tr\_\_

st\_\_

spr\_\_

cr\_\_on

pl\_\_

cl\_\_

d\_\_

h\_\_

3. Write the correct 'ay' words under the pictures.





















\_\_\_\_\_



\_\_\_\_\_

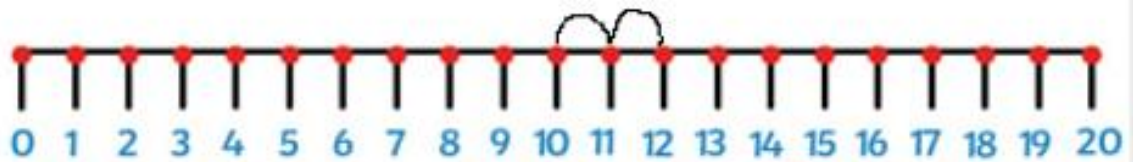
\_\_\_\_\_

## Alternative Spellings for ai

ai		ay	
			
			
			
			
			
			
			
			
			

Day 7 Maths:

Can you solve these take away problems? Remember to draw the jumps back as seen in this example:



$$12 - 2 = 10$$

Now try these ones drawing your own jumps.



$$14 - 1 = \underline{\quad}$$



$$15 - 2 = \underline{\quad}$$



$$16 - 3 = \underline{\quad}$$



$$17 - 2 = \underline{\quad}$$




$$18 - 3 = \underline{\quad}$$



$$20 - 4 = \underline{\quad}$$

Day 7 PSHE:

## What I Want in a Friend





## Vocabulary Support

Kind



Has fun



Tells jokes



Honest



Enjoys playing on the computer



Helpful



Cheerful



Good at listening



Enjoys playing outside



Thoughtful



Brave



Takes turns



Enjoys reading



Enjoys going shopping



Considerate



Shares



Is fun to talk to



Enjoys swimming



Unselfish



Generous



Day 8 English:

Think of some questions for Little Bear and Big Bear. Use these words below to help you ask lots of different questions.

Remember, when asking a question you need to use a question mark which looks like this: ?

What?

Why?

Where?

Who?

When?

How?

---

---

---

---

---

---

---

---

---

---

Day 8 Maths:

Can you solve these take away problems? Remember to draw the jumps back as seen in this example:



$$12 - 6 = 6$$

Now try these ones drawing your own jumps.



$$14 - 5 = \underline{\quad}$$



$$15 - 7 = \underline{\quad}$$



$$16 - 8 = \underline{\quad}$$



$$17 - 9 = \underline{\quad}$$




$$18 - 10 = \underline{\quad}$$



$$20 - 12 = \underline{\quad}$$

Day 8 Geography:

Key	<input type="checkbox"/>	<input type="checkbox"/>	<input type="checkbox"/>	<input type="checkbox"/>	<input type="checkbox"/>	<input type="checkbox"/>	<input type="checkbox"/>	<input type="checkbox"/>	<input type="checkbox"/>












Day 9 English:

















# Find and Write the 'oy' Words



Write the words and then colour the pictures with an 'oy' sound in them.

 <table border="1"><tr><td>t</td><td></td></tr></table>	t		 <table border="1"><tr><td>b</td><td></td></tr></table>	b		 <table border="1"><tr><td>r</td><td></td><td>a</td><td>l</td></tr></table>	r		a	l		
t												
b												
r		a	l									
 <table border="1"><tr><td>j</td><td></td></tr></table>	j		 <table border="1"><tr><td>b</td><td></td><td>d</td><td>s</td></tr></table>	b		d	s	 <table border="1"><tr><td></td><td>s</td><td>t</td><td>er</td></tr></table>		s	t	er
j												
b		d	s									
	s	t	er									
 <table border="1"><tr><td>l</td><td></td><td>a</td><td>l</td></tr></table>	l		a	l	 <table border="1"><tr><td>m</td><td></td><td>t</td></tr></table>	m		t	 <table border="1"><tr><td>c</td><td></td><td>n</td></tr></table>	c		n
l		a	l									
m		t										
c		n										

# Alternative Spellings oi/oy

oy	oi
	
	
	
	
	
	
	
	

Day 9 Maths:

Please help your child to solve these related addition and subtraction problems using counters or a number line. Help your child to see that the same numbers are used.



$7 + 2 = \underline{\quad}$

$9 - 2 = \underline{\quad}$

$9 + 1 = \underline{\quad}$

$10 - 1 = \underline{\quad}$

$10 + 3 = \underline{\quad}$

$13 - 3 = \underline{\quad}$

$12 + 3 = \underline{\quad}$





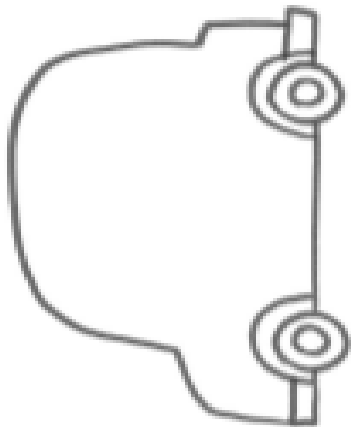
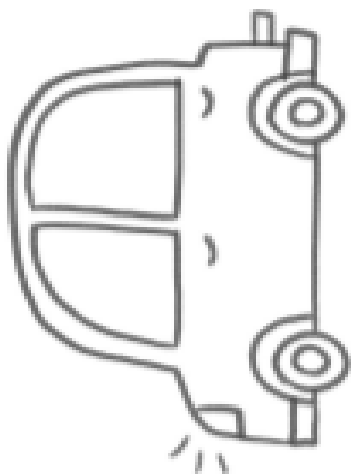
$15 - 3 = \underline{\quad}$

$16 + 4 = \underline{\quad}$

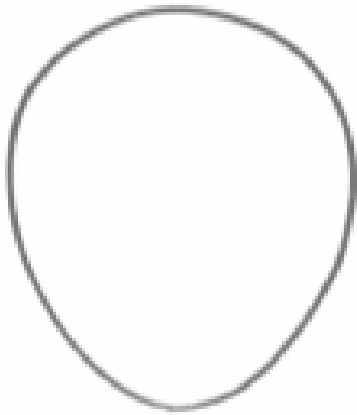
$20 - 4 = \underline{\quad}$



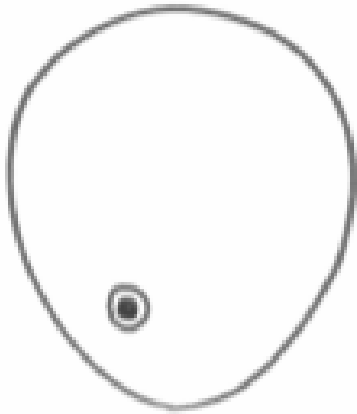
Day 9 Art:

<p>1</p> 	<p>2</p> 	<p>3</p> 
<p>4</p> 	<p>5</p> 	<p>6</p> 

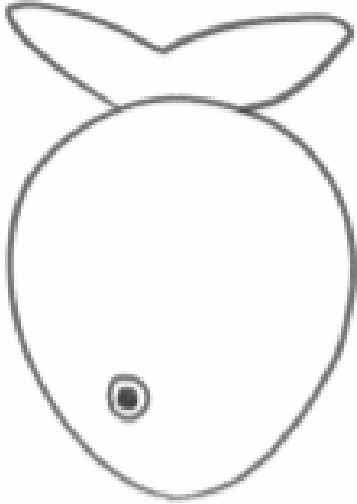
1



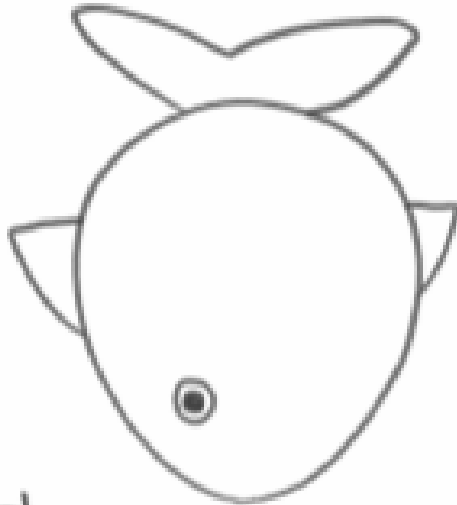
2




3




4



5



6



1



2



3



4




5



6



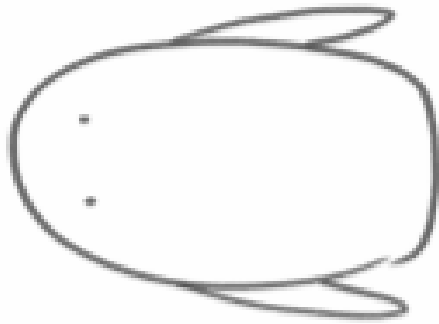
1



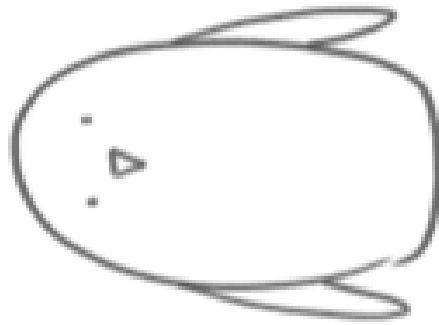
2



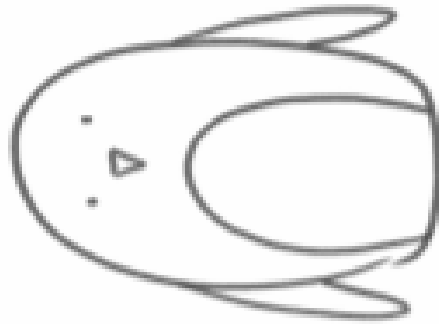
3



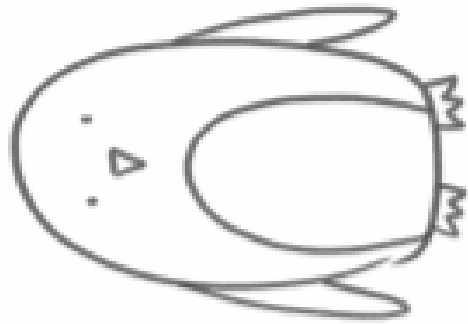
4




5




6




1



2



3



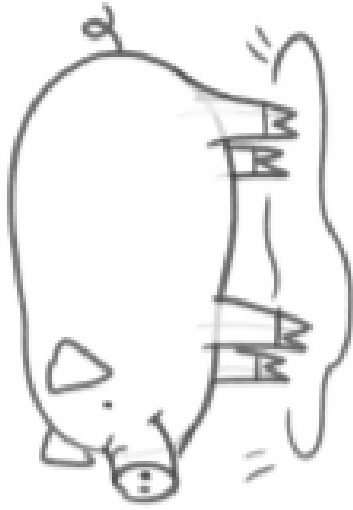
4



5



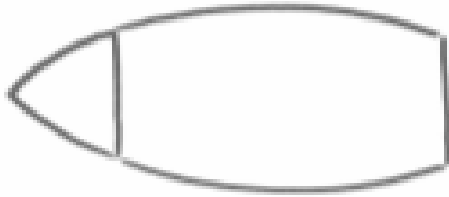
6



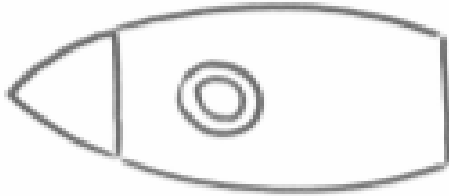
1



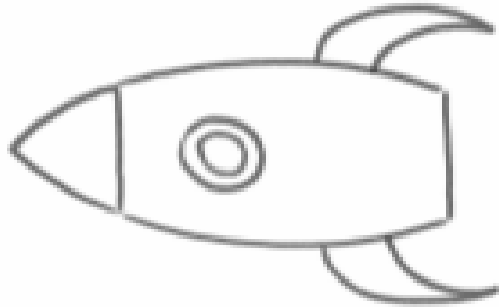
2



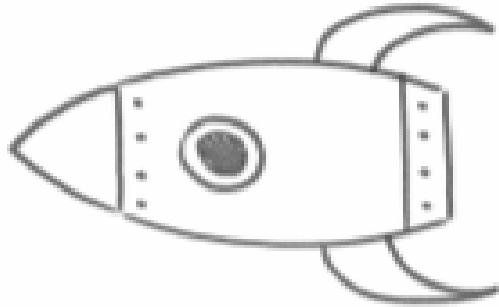
3




4




5



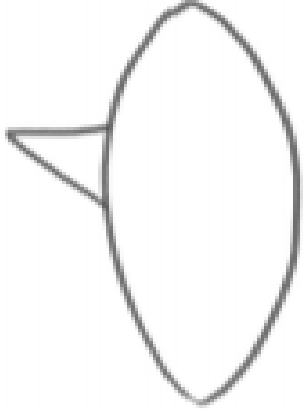
6



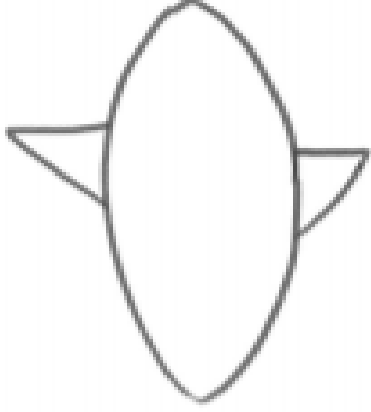
1



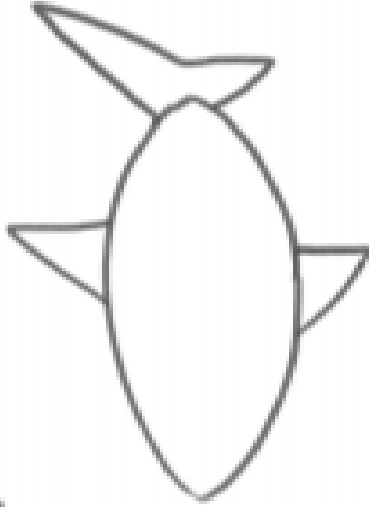
2



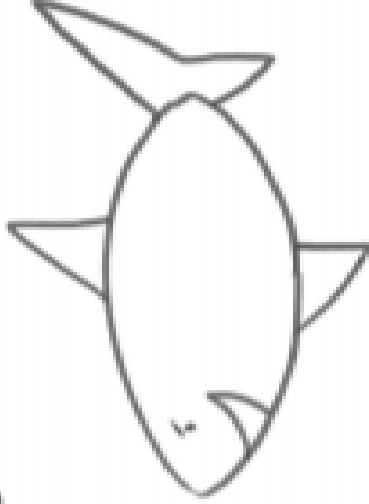
3



4



5




6



1



2



3




4



5



6





## Year 1 Common Exception Words

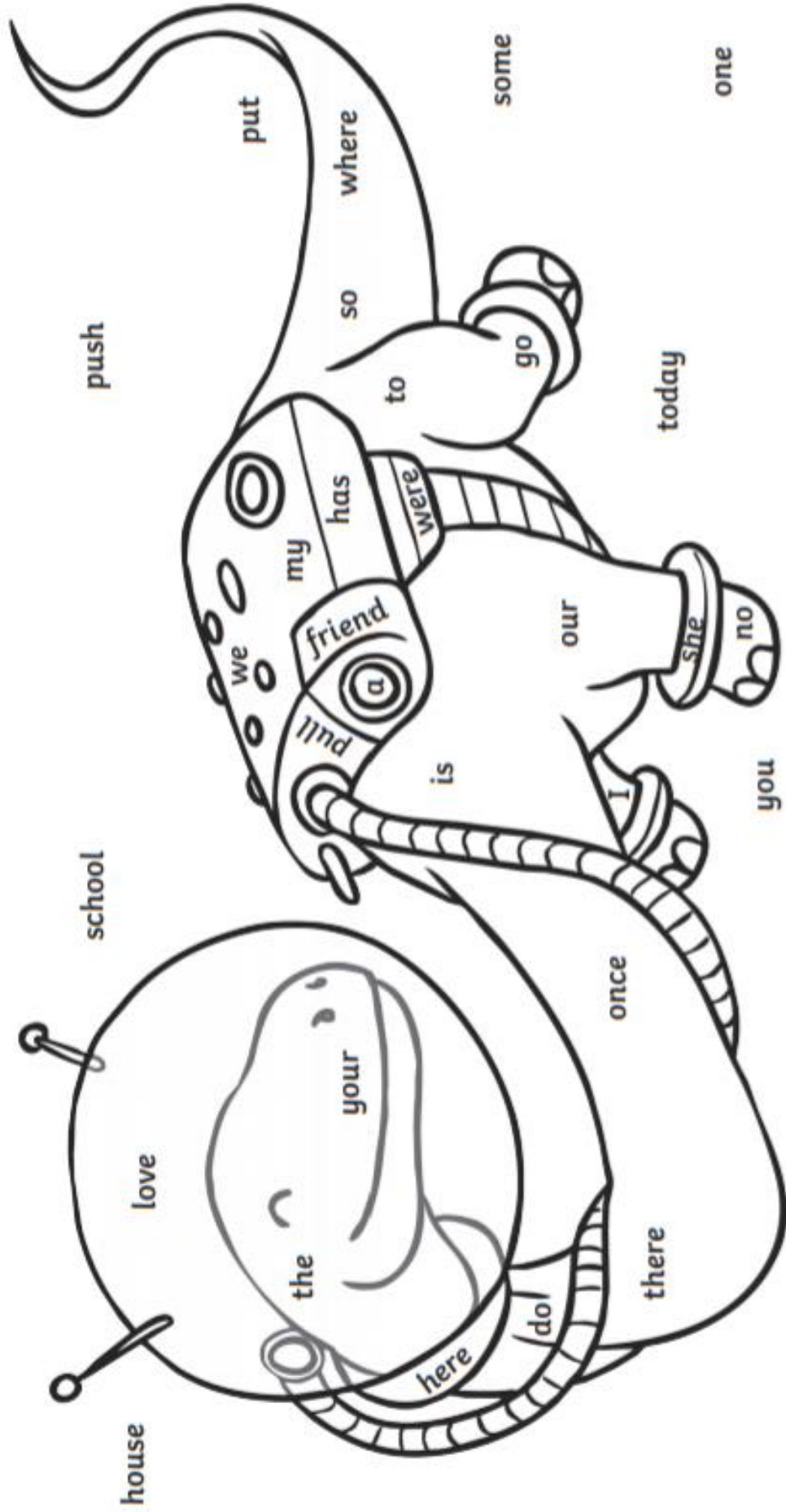
the  
a  
do  
to  
today  
of  
said  
says  
are  
were  
was

is  
his  
has  
I  
you  
your  
they  
be  
he  
me  
she  
we

no  
go  
so  
by  
my  
here  
there  
where  
love  
come  
some

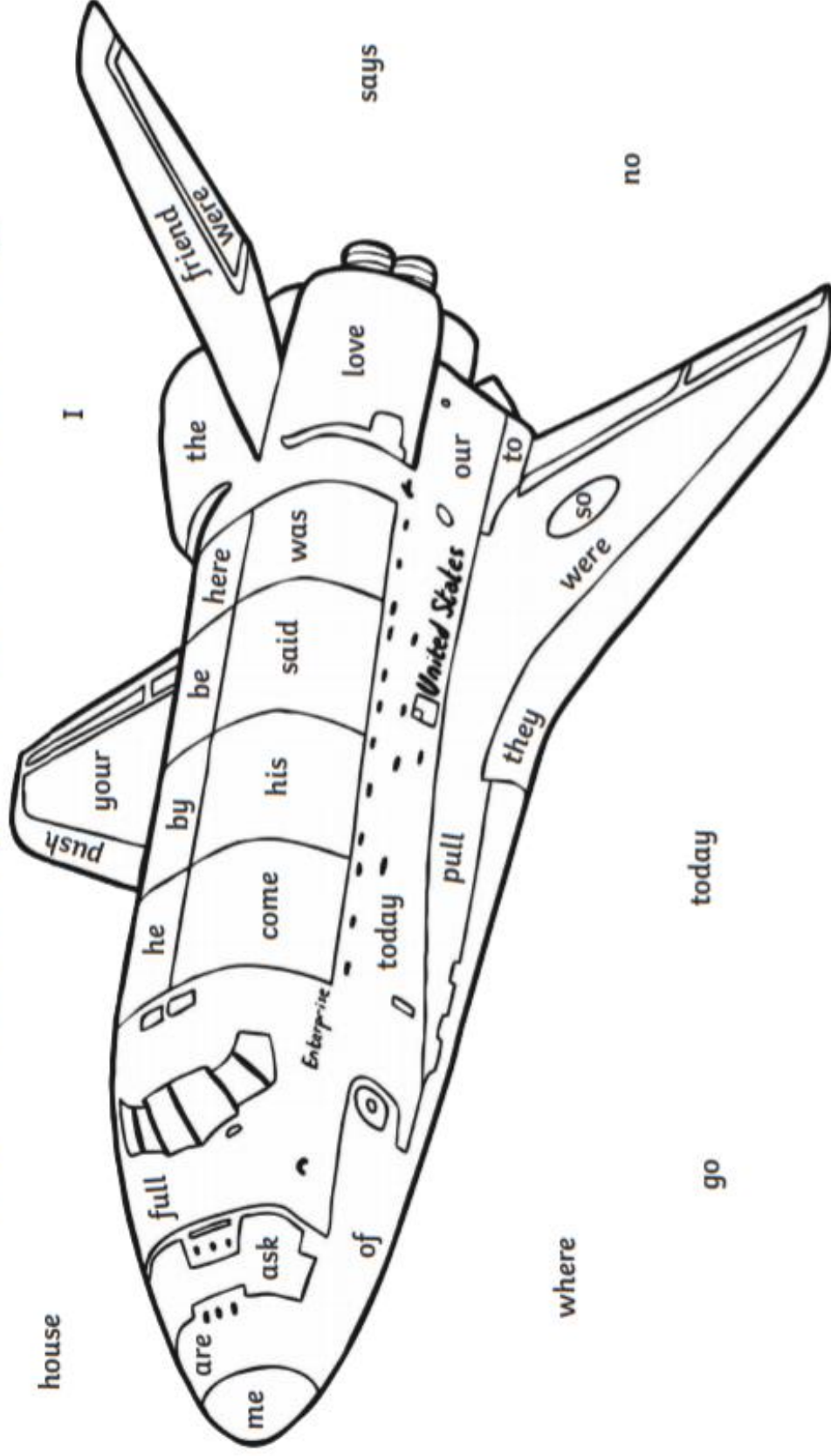
one  
once  
ask  
friend  
school  
put  
push  
pull  
full  
house  
our

# Common Exception Words Colouring




says

# Common Exception Words Colouring



# Common Exception Words Colouring





# Fact Families



Cut out the numbers and paste them to solve the four equations.

	+		=	
	+		=	
	-		=	
	-		=	

2	2	5	5	7	7
2	2	5	5	7	7

Name \_\_\_\_\_

# Family Time

3      10      7

<input type="text"/>	+	<input type="text"/>	=	<input type="text"/>
<input type="text"/>	+	<input type="text"/>	=	<input type="text"/>
<input type="text"/>	-	<input type="text"/>	=	<input type="text"/>
<input type="text"/>	-	<input type="text"/>	=	<input type="text"/>

Cut on the dotted lines

7	3	10	10	7	3
10	3	7	3	10	7



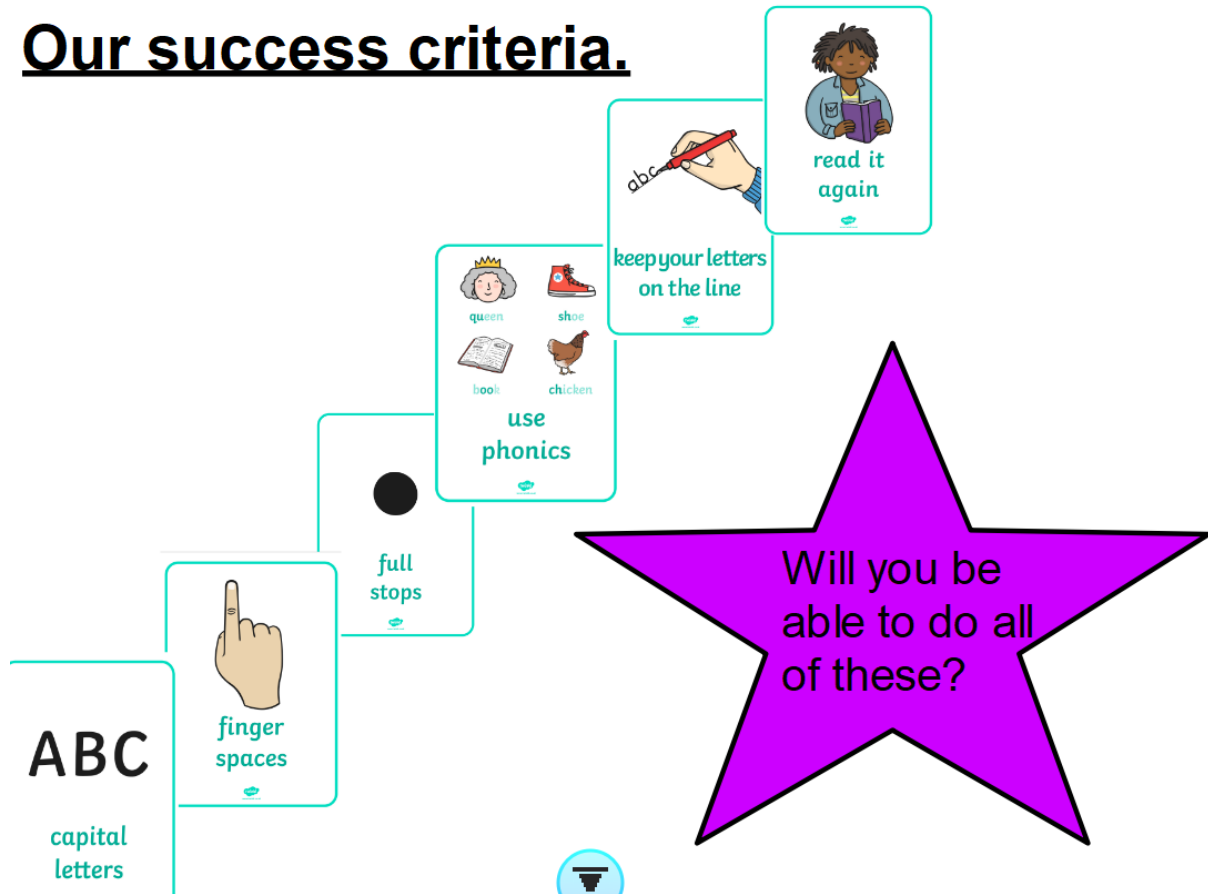
<b>1</b>	<b>2</b>	<b>3</b>	<b>4</b>	<b>5</b>	<b>6</b>	<b>7</b>	<b>8</b>	<b>9</b>	<b>10</b>
<b>11</b>	<b>12</b>	<b>13</b>	<b>14</b>	<b>15</b>	<b>16</b>	<b>17</b>	<b>18</b>	<b>19</b>	<b>20</b>
<b>21</b>	<b>22</b>	<b>23</b>	<b>24</b>	<b>25</b>	<b>26</b>	<b>27</b>	<b>28</b>	<b>29</b>	<b>30</b>
<b>31</b>	<b>32</b>	<b>33</b>	<b>34</b>	<b>35</b>	<b>36</b>	<b>37</b>	<b>38</b>	<b>39</b>	<b>40</b>
<b>41</b>	<b>42</b>	<b>43</b>	<b>44</b>	<b>45</b>	<b>46</b>	<b>47</b>	<b>48</b>	<b>49</b>	<b>50</b>
<b>51</b>	<b>52</b>	<b>53</b>	<b>54</b>	<b>55</b>	<b>56</b>	<b>57</b>	<b>58</b>	<b>59</b>	<b>60</b>
<b>61</b>	<b>62</b>	<b>63</b>	<b>64</b>	<b>65</b>	<b>66</b>	<b>67</b>	<b>68</b>	<b>69</b>	<b>70</b>
<b>71</b>	<b>72</b>	<b>73</b>	<b>74</b>	<b>75</b>	<b>76</b>	<b>77</b>	<b>78</b>	<b>79</b>	<b>80</b>
<b>81</b>	<b>82</b>	<b>83</b>	<b>84</b>	<b>85</b>	<b>86</b>	<b>87</b>	<b>88</b>	<b>89</b>	<b>90</b>
<b>91</b>	<b>92</b>	<b>93</b>	<b>94</b>	<b>95</b>	<b>96</b>	<b>97</b>	<b>98</b>	<b>99</b>	<b>100</b>

























0 1 2 3 4 5 6 7 8 9 10 11 12 13 14 15 16 17 18 19 20




# Our success criteria.



## Digraphs Sounds Mat

ay 	ou 	ie 	ea 	oy 	ir 	ue 	ue 
aw 	wh 	ph 	ew 	ew 	oe 	au 	ey 
a-e 	e-e* 	i-e 	o-e 	u-e 	u-e 		

\*even

 www.twinkl.co.uk

# Move at Home: Wacky Walks and Ways to Move Workout

Practise walking and moving in the different ways below.

Can you make up your own wacky walk and teach it to a family member?

Maybe you could have races moving in different ways?



## Tiptoes

- Try walking on your tiptoes at normal walking speed.
- Now go slowly.
- Try moving on your tiptoes quickly, taking small light steps.
- Can you move like a ballerina on your tiptoes?



## Monkey Walk

- Walk on all fours like a monkey moving forwards.
- Can you walk backwards on all fours too?
- What about moving side to side like a chimpanzee?



## Sidestep

- Move sideways in one direction with your feet facing forwards.
- Stay nice and light on the balls of your feet.
- Try sidestepping in the other direction as well.

## Jump

- Take off with two feet and land with two feet.
- Try jumping on the spot, making sure you land safely by cushioning with slightly bent knees and feet apart.
- Now try jumping forwards.
- How far can you jump?
- How quickly can you jump?



## Walk Backwards

- Walking backwards is harder than walking forwards.
- It also helps with balance.
- How quickly can you walk backwards?
- Remember to look behind you to see where you are going!



## Giant Steps

- Imagine you are a giant and take **massive** footsteps!
- How far can you go with one giant footstep?
- How many steps does it take you to get from one side of the room or garden to the other?





### Crab Walk

- This is a great workout for your whole body!
- Sit on the floor and put your hands on the ground behind you.
- Lift your hips up off the ground so that you are on all fours but with your tummy facing upwards.
- Now try moving on your hands and feet.
- Can you move forwards, backwards and side to side?



### Freestyle

Now make up your own interesting, weird and wonderful way to walk and teach it to a family member!









# Mindfulness Colouring

