







Zoom meeting links for 1A/1B				
Session	Time	Hyperlink	Meeting ID	Password
Maths	9.00 am	https://zoom.us/j/95179035093?pwd=RUV4dWhia1NaeS9vb1lCb0cxYm9HQTO9	951 7903 5093	4Dqs9D
English	10.30 am	https://zoom.us/j/93122529159?pwd=TE9TeERyYcWNTaGZLaTdGb1ZXNVFvdz09	931 2252 9159	aE9vtS
Storytime	2.45 pm	https://zoom.us/j/91222236106?pwd=TIFoRjJDeGZDcm9FYWVWta2ZaSUdMQTO9	912 2223 6106	Siz90i

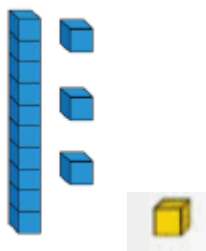
Monday

<p style="text-align: center;">Maths</p>  <p>L1: To know one more than a number.</p> <p>Equipment needed:</p> <p>You will need a pencil and paper.</p>  <p>Today we are going to be finding one more than a number. Firstly, to warm our brains up, watch this video and see if you can count all the way up to 100 by ones</p> <p>https://www.youtube.com/watch?v=JlWFygdXMM4</p> <p>We have looked at how to find one more before but today we are going to be</p>	<p style="text-align: center;">English</p>  <p>L1: To sequence a story.</p> <p>Equipment needed:</p> <p>You will need a pencil, paper, scissors and glue.</p>  <p>This term we are starting a new story called 'We're going on a Bear Hunt' by Michael Rosen.</p> <p>You can watch the story here, Michael Rosen is reading it himself for you. As you watch it try to remember all of the different places the characters go to.</p>	<p style="text-align: center;">RE</p>  <p>L1: To know how we celebrate special times.</p> <p>Equipment needed:</p> <p>You will need a pencil and paper.</p>  <p>What special times do you celebrate at home? How do you usually celebrate? Watch the video. What special things do they do to celebrate?</p> <p>https://www.bbc.co.uk/bitesize/topics/z478gwx/articles/zb33pg8</p>
---	--	--

doing this using dienes squares. Remember we had long stacks of ten and then we had cubes of one;



In this number we have 1 stack of ten and 3 ones so the number it represents is the number 13. If we wanted to find one more than this number we would add one more cube, like this



If we count the cubes now we still have 1 stack of ten but now we have 4 ones. So, one more than 13 is 14.

Using the Place Value Pieces game create your own numbers using dienes squares and then see if you can work out what one more than that number would be (to make it easier only go up to the number 20 today).

<http://www.ictgames.com/mobilePage/placeValuePieces/index.html>

Now see if you can complete the worksheet on the

<https://www.youtube.com/watch?v=Ogyl6ykDwds>

For today's lesson we are going to try and put the pictures in order to sequence the story. If you are not sure which part of the story comes next then go back to the video and check. You might even have the story at home to look at.

Try labelling the pictures with numbers so you can remember which order they go in. They are not in the right order on the sheet.

Please access the pictures on the resource document to help you with this task.

Link to zoom meeting:

Join Zoom Meeting

<https://zoom.us/j/93122529159?pwd=TE9TeERYcWNTaGZLaTdGb1ZXNVFvdz09>

Meeting ID: 931 2252 9159
Passcode: aE9vtS

Do your family tell stories about special times? What stories do they tell?

Now see if you can complete the worksheet on the resources page. Draw a picture of something you celebrate in the box; this could be birthdays, Christmas, Hanukkah, anything you like. Then write a sentence underneath saying what you celebrate and how you celebrate it.

resources page. Find one more than each set of dienes squares by drawing the dienes squares with one more in the box next to it. You could then write the numbers next to each box.

Link to zoom meeting:

Join Zoom Meeting

<https://zoom.us/j/95179035093?pwd=RUV4dWhia1NaeS9vb1lCb0cxYm9HQT09>

Meeting ID: 951 7903 5093
Passcode: 4Dqs9D

Tuesday

Maths



LI: To know one less than a number.

Equipment needed:

You will need a pencil and paper.



English



LI: To know the 'ph' sound.

Equipment needed:

You will need a pencil and paper.




Science



LI: To be able to ask simple questions and recognize that they can be answered in different ways.

Equipment needed:

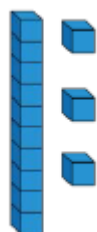


Paper, pencils.

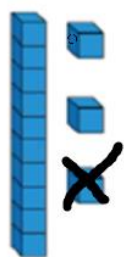
Yesterday we were finding one more than a number using dienes squares. Today we are going to be trying to find one less using the same method. Firstly, to warm our brains up, watch this video and see if you can count backwards from 100 by ones

https://www.youtube.com/watch?v=iwgJmW1uvg&list=PL8OcbSHKSLNuVcxp-225OAbaQS_bOWjnz

If you remember, yesterday we had some dienes squares and we were working out how many we had and then adding one more. Today we are going to use dienes squares to find one less.



If we use this number we have **1** stack of ten and **3** ones so the number it represents is the number **13**. If we wanted to find one less than this number we would need to cross one cube out, like this



If we count the cubes now we still have **1** stack of ten

For this lesson we will be learning the 'ph' sound. To warm up your brains see how many Phase 3 sounds you can remember by playing the Flashcard game



<https://www.phonicsplay.co.uk/resources/phase/2/flashcards-speed-trials>

Login: jan21
Password: home

Now let's learn our new sound. Today we are learning the 'ph' digraph. This can be found in words such as;

- Elephant
- Phone
- Phonics
- Dolphin

Watch the video below and see what words Geraldine the Giraffe will find with the 'ph' digraph in.

<https://www.youtube.com/watch?v=z1bseWOnl2k>

Once Geraldine has said the sound, pause the video and write the 'ph' sound as many times as you can in 2 minutes! They can be as big or as small as you want!

Once you have done this, continue with the video.

We have four seasons throughout the year. In the Autumn we looked at the weather and how it was changing. Can you remember what the different seasons are called and what the weather is like for each one? What order do the seasons come in?

Watch the video about seasons and how they change. While you are watching it think about the weather and the different things we see in each season.

<https://www.youtube.com/watch?v=HBhftNOBxS4>

Now see if you can complete the worksheet on the resources page. Cut out each picture and match them to the correct season. For example, we might have ice cream on a nice sunny day so the picture of the ice cream would be stuck on the picture of Summer.

but now we have 2 ones. So, one less than 13 is 12.

Using the Place Value Pieces game create your own numbers using dienes squares and then see if you can work out what one less than that number would be (to make it easier only go up to the number 20 today).

<http://www.ictgames.com/mobilePage/placeValuePieces/index.html>

Now see if you can complete the worksheet on the resources page. Find one less than each set of dienes squares by crossing out one of the dienes in the box and then drawing the amount left in the box next to it. You could then write the numbers next to each box.

Link to zoom meeting:

Join Zoom Meeting

<https://zoom.us/j/95179035093?pwd=RUV4dWhia1NaeS9vb1lCb0cxYm9HQTO9>

Meeting ID: 951 7903 5093
Passcode: 4Dqs9D

Follow along with Geraldine and write the words. Remember to add in your sound buttons with a line underneath the 'ph' digraph in each word.

Now have a game of Buried Treasure and see if you can read each 'ph' word and decide whether it's real or fake



<https://www.phonicsplay.co.uk/resources/phase/2/buried-treasure> (go to phase 5, ph)

Now you've practised the sound lots see if you can complete the word search and find all of the 'ph' words. This can be found in the resources section.

Link to zoom meeting:

Join Zoom Meeting

<https://zoom.us/j/93122529159?pwd=TE9TeERYcWNTaGZLaTdGb1ZXNVFvdzO9>

Meeting ID: 931 2252 9159
Passcode: aE9vtS

Wednesday

Maths

English


Music



L1: To compare groups of objects.

Equipment needed:

You will need a pencil and some paper.



Today we are going to look at comparing different groups of objects. To do this we are going to use three terms we have used before; 'greater than', 'less than' and 'equal to'. First of all, practice finding more than and less than with the Mucky Monsters game

<https://www.ictgames.com/mobilePage/muckyMonsters/>

Now let's compare different groups of objects. To do this we need to count each group of objects we have and work out if the first group has more, less or the same



L1: To know onomatopoeic words.

Equipment needed:

You will need a pencil and some paper.



Today we are going to learn all about a special type of word that we might see in some stories. Firstly, warm up your brains by practicing writing your name 5 times. Are all of your letters the right way around? Can you remember how to write your name in pre-cursive handwriting, with the lead in and lead out?

Sometimes the words we say are 'sound words' which means they sound like the word you are using. For example, 'squelch' sounds like the noise your shoe might make if you squelched in some sticky mud. Or if someone ran past you super-fast they might make the sound 'whoosh'. The posh word for this is a very tricky word indeed. It is onomatopoeia.



L1- To understand rhythm.

Equipment needed:

Some kitchen utensils such as pots, pans, wooden spoons or potato masher.



Mrs Moore and the music team have been making music around the house. Here is Mrs Moore trying out some rhythm using things she has found from her house. See if you can try to play and sing along. There is also some singing to join in with after the rhythm activity.

<https://www.youtube.com/watch?v=ViInYeVnYaO&feature=youtu.be>

amount as the second group. For example;



In the first group we have 11 circles, in the second group there are 12 circles. This means that the first group has **less than** the second group.



In this example the first group has 13 circles and the second group has 10. This means that the first group is **greater than** the second group.

If both groups had the same amount of circles the first group would be **equal to** the second group.

Now try using this method to work out if the first box of circles is **'greater than'**, **'less than'** or **'equal to'** the second box of circles on the worksheet. You can find this on the resources page.

Link to Zoom meeting:

Here is a video to explain:

<https://www.youtube.com/watch?v=9KsEUqEQft0>

Now try a Jack Hartmann video to practice your sound words.

<https://www.youtube.com/watch?v=FBQCgjo1QTU>

Can you think of any of these 'sound words' from the story 'We're going on a Bear Hunt'? For example, the swishy-swashy grass.

Now see if you can match the pictures to the sound they make using the worksheet on the resources page.

Link to zoom meeting:

Join Zoom Meeting

<https://zoom.us/j/93122529159?pwd=TE9TeERYcWNTaGZLaTdGb1ZXNVFvdz09>

Meeting ID: 931 2252 9159
Passcode: aE9vtS

<p>Join Zoom Meeting</p> <p>https://zoom.us/j/95179035093?pwd=RUV4dWhia1Na eS9vb1lCb0cxYm9HQTO9</p> <p>Meeting ID: 951 7903 5093 Passcode: 4Dqs9D</p>		
---	--	--

Thursday

Maths



LI: To solve problems involving groups of objects.

Equipment needed:

You will need a pencil and paper.




Let's start today by warming up our brains by watching this video and counting to 20. Then see if you can write the numbers from 1 – 20 down, making sure all of your numbers are facing the right way!

<https://www.youtube.com/watch?v=DOAjg682yrA>

Yesterday we began comparing different groups of objects. We did this by


English




LI: To know the 'ew' sound.

Equipment needed:

You will need a pencil and paper.




For this lesson we will be learning the 'ew' sound. Before we start, practise your Phase 3 sounds with the Time Challenge game. How many sounds can you say in 1 minute?



<https://www.phonicsplay.co.uk/resources/phase/2/flashca>

P.S.H.E



LI: To understand that we need to relax and be mindful.

Mrs Lotter has been making a mindfulness video every week. Watch one here:

<https://www.youtube.com/watch?v=GkZA37Pz6e8>

Can you use your voice to soothe and calm yourself?

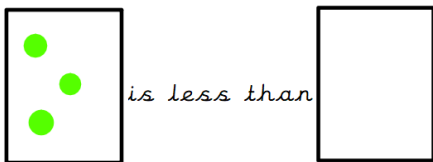
There will be a new video uploaded every Monday if you would like to watch them.

What do you think mindfulness means?

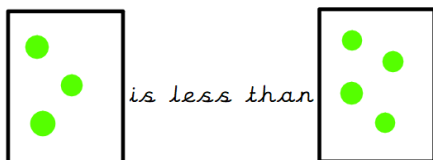
Why is it important to relax and 'chill out?' Speak to your grown-ups about it. How do you relax? How do they?

using the terms 'greater than', 'less than' and 'equal to'. We had to count each box carefully and work out if the first box had more, less or the same circles as the second box.

Today we are going to be drawing our own objects in one of the boxes. To do this we need to look at each problem carefully.

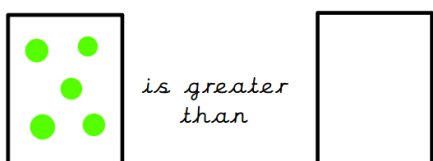


In this example we know the first box contains 3 circles. We also know that the first box has less than the second box. This means that we need to draw a number that 3 is less than, this could be 4, 5, 6 etc.



Now if I read this problem back it says that 3 is less than 4.

Let's try another example.



In this problem we can see the first box has 5 circles and that it is greater than the

[rds-time-challenge](#) (Phase 3)

Login: jan21
Password: home

Now let's look at our new sound. The digraph we are learning today is 'ew'. This is normally found at the end of words. Such as;

- Chew
- Stew
- Flew
- Screw
- Grew

To start learning the word, please watch the video below.

<https://www.youtube.com/watch?v=ZojmFjUAGh4>

Once Geraldine has said the sound, pause the video and write the 'ew' sound as many times as you can in 2 minutes.

Once you have done this, continue with the video.

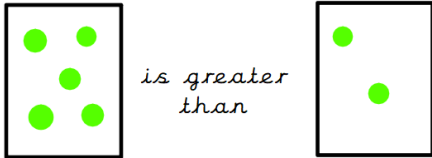
Follow along with Geraldine and write the 'ew' words. Can you write the words without it on the screen? Can you add in your sound buttons?

Can you think of a sentence using one of these words? Type your sentence into the game Writing Runway and see if you can remember

Now try the sheet in the resources pack about all the different things that make you happy. You could listen to some relaxing music while you complete it.

<https://www.youtube.com/watch?v=WUXEeAXywCY>

second box. So, we are going to need to draw any number of circles that 5 is **greater than**. This could be 4, 3, 2, 1 or 0.



If I read the problem back now it says that 5 is **greater than 2**.

See if you can complete the worksheet on the resources page by drawing in the correct number of objects in each empty box.

Remember, you are always reading the problem as '**the first box**' is less than / greater than / equal to the '**second box**'.

Link to Zoom meeting:

Join Zoom Meeting

<https://zoom.us/j/95179035093?pwd=RUV4dWhia1NaeS9vb1lCb0cxYm9HQOT09>

Meeting ID: 951 7903 5093
Passcode: 4Dqs9D

what order the words were in your sentence.



<https://www.ictgames.com/mobilePage/writingRunway/index.html>

Now see if you can complete the worksheet featuring the 'ew' sound on the resources page.

Link to zoom meeting:

Join Zoom Meeting

<https://zoom.us/j/93122529159?pwd=TE9TeERYcWNTaGZLaTdGb1ZXNVFvdz09>

Meeting ID: 931 2252 9159
Passcode: aE9vt5

Maths



Friday

English



L1: To recognise phase 5 tricky words.


P.E



L1: To solve addition problems within 20.

Equipment needed:

You will need a pencil and some paper.



Today we are going to practise our adding again. To warm your brains up watch this video on number bonds to 10 and see if you can write them all down as well.

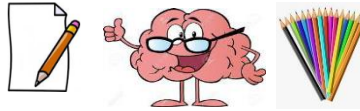
<https://www.youtube.com/watch?v=ID9tjBUiXs0>

Now let's go on to some addition sentences. When we write an addition sentence we use numbers and symbols; today we are going to need to use our + sign and our = sign.

Play the Mental Maths Train Game and choose addition up to 25. Try to work out the number sentences and answers using numberlines or 100 squares.

Equipment needed:

You will need a pencil, some paper and some colouring pencils.



Tricky words do just that, they trick us because we can't just use our sounds to sound them out and blend them back together.

Let's remind ourselves of some of our tricky words with some videos. Can you remember what these words say? See if you can write them down as well.

<https://www.youtube.com/watch?v=DbcZnb2iz1c>

https://www.youtube.com/watch?v=TvMyssfAUxO&list=R_DQMqWIWhp3ywaU&start_radio=1

Now let's try the tricky word truck game. Look at each word and see if you can remember what the word is.



<https://www.phonicsplay.co.uk/resources/phase/5/tricky-word-trucks> (Phase 5a)

L1: To persevere and challenge yourself.

The sports team at Garlinge are uploading videos to help with home learning.

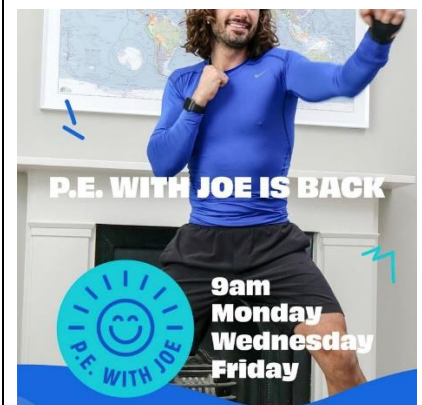
This week is all about agility and using the school value of perseverance to do your best.

See if you can join in the challenge!

<https://www.youtube.com/watch?v=Dd8NTULAkIE>

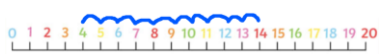
You could also do a Joe Wicks session to stay fit.

<https://www.youtube.com/watch?v=YvrtftiOOVw>





For example, this picture is asking us to add 4 and 10 together. We would write this as $4 + 10 = \underline{\quad}$. Now we need to find the answer so I would find the number 4 on my numberline and jump forward 10 jumps – remember to count the jumps and not the numbers!



I landed on the number 14 so my number sentence would be $4 + 10 = 14$.

Now see if you can complete the number sentences on the worksheet. You can find this on the resources page.

Link to zoom meeting:

Join Zoom Meeting

<https://us05web.zoom.us/j/5613789268?pwd=dmtENCtUUFloSEZvdjVzZjc1bVNCZz09>

Meeting ID: 561 378 9268

Now complete the worksheet in the resources pack. Can you colour in each of the tricky words the right colour to make a colourful bunch of balloons?

Link to zoom meeting:

Join Zoom Meeting

<https://zoom.us/j/93122529159?pwd=TE9TeERYcWNTaGZLaTdGbTZXNVFvdz09>

Meeting ID: 931 2252 9159

Passcode: aE9vt5

1A and 1B Home learning – Week commencing 22.2.21

Password: 5B3mAV

Resources for the week:

CBBC, BBC Two, BBC iPlayer and BBC Red Button will all be offering up lots of content for students including daily lessons which will be made available online too.

<https://www.bbc.co.uk/bitesize>

<https://www.phonicsplay.co.uk/>

<https://play.numbots.com>

<https://www.ictgames.com/>

<https://www.topmarks.co.uk/>

Health and Wellbeing Activities

<https://www.youtube.com/user/CosmicKidsYoga>

Get active with Joe Wicks



<https://www.youtube.com/user/thebodycoach1>

The PE team at Garlinge have been uploading PE lessons on to their Youtube channel! To access this simply click the link and go to the PE and Sports tab.

<https://www.garlingeprimary.co.uk/home-school-learning>

Email your teacher ...

Let us know how you have been getting on at home. It will brighten up our day and put a smile on our face. If you can, attach a photo to show us what you have been doing too! We'd love to see what you've been learning about.

Our emails are:

1A@garlinge.kent.sch.uk 1B@garlinge.kent.sch.uk

1C@garlinge.kent.sch.uk 1D@garlinge.kent.sch.uk