

Zoom meeting links for 1C				
Session	Time	Hyperlink	Meeting ID	Password
Maths	9:00 am	https://us05web.zoom.us/j/5613789268?pwd=dmtENCtUUFIOSEZvdjVzZjc1bVNCZz09	561 378 9268	5B3mAV
English	10:30 am	https://us05web.zoom.us/j/5613789268?pwd=dmtENCtUUFIOSEZvdjVzZjc1bVNCZz09	561 378 9268	5B3mAV
Storytime	2.45 pm	https://us05web.zoom.us/j/5613789268?pwd=dmtENCtUUFIOSEZvdjVzZjc1bVNCZz09	561 378 9268	5B3mAV


Monday

Maths – 9am



LI: LI- To subtract numbers within 20.

Equipment needed:
Pencil and paper.



To warm up our brains have a go at counting in 5's with this video:

https://www.youtube.com/watch?v=amxVL9KUmq8&ab_channel=JackHartmannKid&MusicChannel

Were you able to count all the way up to 100?

Today we will be looking at subtraction. Can you remember the symbol for subtraction? It looks like this:




English 10:30am



LI: To be able to write sentences with adjectives.

Equipment needed:
You will need a pencil, paper, scissors and glue.



We have been learning the story, 'We're Going on a Bear Hunt'. The children have been enjoying singing along to the song here: https://www.youtube.com/watch?app=desktop&v=Ogyl6ykDwds&ab_channel=WalkeRBooks

Science Story – 2:45pm



LI: To observe seasonal changes.

Equipment needed:
Pencil and paper.




This term we are looking at seasonal changes. We have looked at weather changes from season to season. We have talked about the different types of clothes we wear in each season and hot or cold each one is.

Please start this lesson by playing the seasons song here:

https://www.youtube.com/watch?v=ksGiLalx39c&ab_channel=PancakeManor-MusicforKids

Today we will be subtracting by crossing out.




The Bear starts with 20 cookies, he then eats 6 of them. How many does he have left?

Here is says the Bear starts with 20 cookies. He then eats of 6 of them. How many does he have left?

Firstly, count to check the Bear definitely has 20 cookies.

Once you have done that, cross out how many cookies he has eaten. This will be 6.



Now you have crossed out all the cookies the Bear has eaten, how many does have left?

Remember these are the cookies you haven't crossed out!

Once you know the answer you can have a go at writing it as a number sentence!

Remember we always start with the biggest number when subtracting. Our biggest number is 20.

For this lesson we are going to start by ordering the story. On the resource page you will find a sheet with the different places they go in the story. See if you can put them in the right order.



Once you have done that, look at the first two places. Can you remember the onomatopoeia words for these places? What adjectives can you think of?

Remember an onomatopoeia word is a word that imitates a sound. Here is a fun video for this: https://www.youtube.com/watch?v=FBQCgjo1QTU&ab_c hannel=JackHartmannKidsMusicChannel

An adjective is something that describes a person or object. This can be:

- What the colour is.
- How they feel.
- What it feels like.
- The size.

Once you have had a think, you are going to write sentences for these first two places of the story.

The first two places are the grass and river.

Once you have had a go at this, see if you can look outside your window and see what the weather looks like today.

- Is it raining?
- Cold?
- Windy?
- Sunny?
- Warm?
- Would you wear a coat?
- Your hat and gloves?
- Could you wear shorts?

Once you have had a think, look for this worksheet on the resource page:

Date: _____ Season: _____

Weather Today:

Word Bank:

sunny	cloudy	raining	storm	snowing	hailing	sleet	heavy	light	showers
windy	strong	light	wind	breeze	hot	warm	cold	foggy	misty

Word Bank:

Day	Monday	Tuesday	Wednesday	Thursday	Friday
Date					
Weather (symbol)					
Temperature (°C)					

How is the weather different to winter?

Have a go at filling the 'weather today' part today. Then throughout the week fill in what the weather was like each day!

Zoom link for story: <https://us05web.zoom.us/j/5613789268?pwd=dmtENCtUUFI0SEZvdjVzZjcibVN CZz09>

561 378 9268
5B3mAV

He then ate 6 and was left with 14. So our number sentence is:

20-6=14.

Have a go at the worksheet on the resource page and see if you can write number sentences for them!

Zoom link:

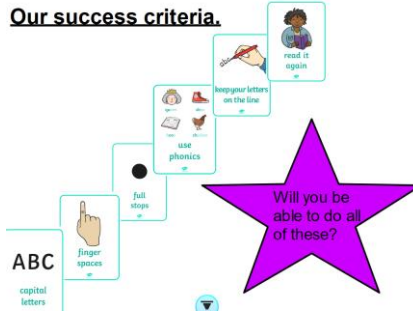
<https://us05web.zoom.us/j/5613789268?pwd=dmtENCtUUFIOSEZvdjVzZjc1bVNCZz09>

561 378 9268
5B3mAV



Remember to use your ladders of success! You can see this here:

Our success criteria.



Or find it bigger on our resource page.

Zoom link

<https://us05web.zoom.us/j/5613789268?pwd=dmtENCtUUFILOSEZvdjVzZjc1bVNCZz09>

561 378 9268
5B3mAV

Tuesday


Maths – 9am



LI: LI - To subtract numbers within 20

Equipment needed:

You will need a piece of paper and a pencil



Yesterday we looked at subtraction by crossing out.


English 10:30am



LI: To blend CCVC and CVCC words.

Equipment needed:

Pencil and paper.



To start today's phonic lesson please watch the jolly phonics song and write down all the sounds that appear. Can you say the


PSHE
Story – 2:45pm



Personal, Social, Health and Economic education

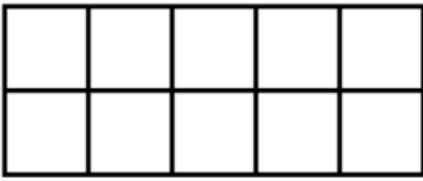
LI: To identify and respect differences and similarities between people.

Equipment needed:



Pencil and paper.

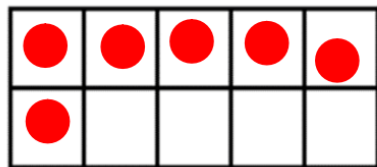
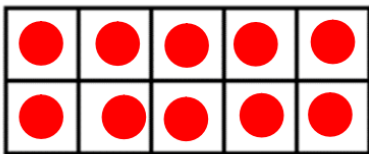
Today we will be looking at subtraction using ten frames.



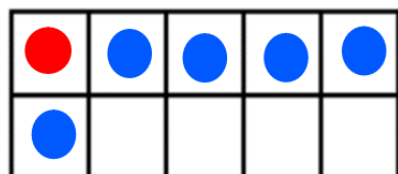
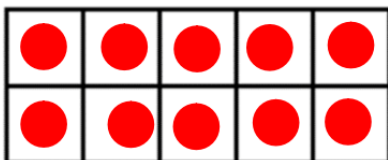
Let's do a subtraction story together.

The Bear has 16 sticks but he broke 5 of them. How many sticks does he have left?

Firstly, we need to give the Bear 16 sticks by doing dots in the tens frame. That looks like this:



We then need to change 5 of the red dots to blue to show he broke 5 of his sticks!



sound and do the action too?

https://www.youtube.com/watch?v=s-1sxzjPX8&ab_channel=JF

This term we have been learning phase 5 sounds. Sometimes these sounds the same as digraphs or trigraphs from phase 3 but are spelt differently! Test your knowledge on the speed trials test here:

<https://www.phonicsplay.co.uk/resources/phase/2/flashcards-speed-trials>

Select 'individual graphemes' and choose the same as these:



(the darker squares)

Now you have warmed up your brains its time to see if you can recognise and blend these sounds in words.

Please find 'Picnic on Pluto' and select phase 4. Then select your level of difficulty!



Have a go at blending the words and, for an extra challenge, put them into a

Everyone is different, those differences are what makes you special! It is important to know not everyone is the same. Not everyone likes the same things as you or looks the same. It is important to treat everyone with respect and kindness even if they are different to you.

For this lesson you will be thinking about yourself and a friend. You are your friend might be similar in some ways and different in another.

Before accessing the resource please watch this video by Bitesize:

https://www.youtube.com/watch?v=Jt1VFkQQXiw&ab_channel=BBCNorthernIreland

and then have a go at the worksheet on the resource page.

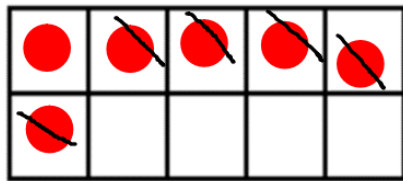
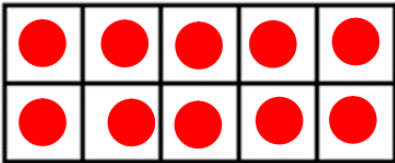
Zoom link for story:

<https://us05web.zoom.us/j/5613789268?pwd=dmtENCtUUFI0SEZvdjVzZjcibVN CZz09>

561 378 9268
5B3mAV

We now need to recount the red dots to show many sticks he still has!

Another way of doing this is crossing them out instead of changing them to blue, like this:



Now have a go at the worksheet on the resource page.

Zoom link:

<https://us05web.zoom.us/j/5613789268?pwd=dmtENCtUUFIOSEZvdjVzZjc1bVNCZz09>

561 378 9268
5B3mAV

sentence! Can you write your sentence?

Zoom link:

<https://us05web.zoom.us/j/5613789268?pwd=dmtENCtUUFIOSEZvdjVzZjc1bVNCZz09>

561 378 9268
5B3mAV

Wednesday

Maths – 9am



LI: To know subtraction facts.

Equipment needed:

You will need a piece of paper and a pencil and a number line.



English 10:30am



LI: To be able to write sentences with adjectives.

You will need a pencil and paper.



**Music
Story – 2:45pm**



LI- To learn how to write music.

Miss Mutton, Mr Cowan and Mrs Moore have created a fantastic youtube video on how to create your own music!

To start this lesson, have a go at playing 10 Green Bottles here:
<https://www.ictgames.com/mobilePage/bottleTakeAway/index.html>

Can you write number sentences while playing the game?

For example if you had 20 green bottles




And 5 fell down



How many do you have left?
 What would your number sentence look like?


Lets have a go at doing this using a tens frame.

We started with 20 green bottles:



We have been learning the story, 'We're Going on a Bear Hunt'. The children have been enjoying singing along to the song here:
https://www.youtube.com/watch?v=wcmXUxSbmQQ&ab_channel=TEAMGARLINGCHANNEL
https://www.youtube.com/watch?v=Ogyl6ykDwds&ab_channel=WalkerBooks

On Monday we looked at ordering the story. You were able to put these pictures into the right order.



Can you remember which place was first? Which was last?

You then had a go at writing sentences for the first two places, the grass and the river. Today we will be writing sentences for the next two places. Can you remember what these were?

The mud and the forest!



Can you remember the onomatopoeia words for



This week I am going to teach you how to start writing music.

You can find this on our school YouTube page here:

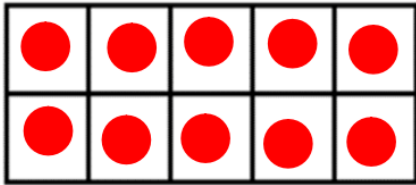
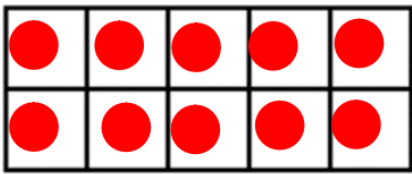
https://www.youtube.com/watch?v=wcmXUxSbmQQ&ab_channel=TEAMGARLINGCHANNEL

See if you can find a musical instrument around your house. If you haven't got one maybe you can create your own using objects in your home!

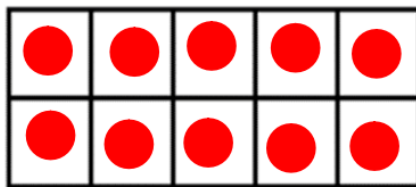
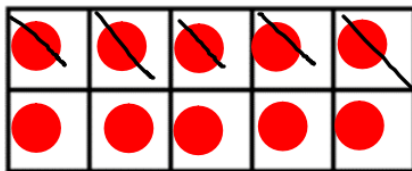
See if you can record your music by drawing shapes (like Miss Muttons) on a piece of paper!

Zoom link for story:
<https://us05web.zoom.us/j/5613789268?pwd=dmtENCtUUFIOSEZvdjVzZjcibVNCZz09>

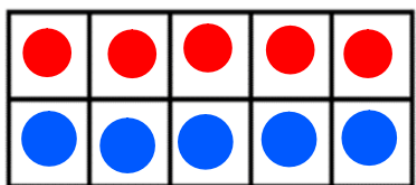
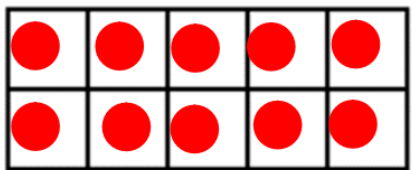
561 378 9268
 5B3mAV



And 5 fell down. Remember you can do these two ways, you can change the colour of the spots or cross them out. It can look like this:



Or like this:



How many are not crossed out / how many are still red?

Now have a go putting it into a number sentence. We started with 20. 5 fell down and we were left with 15.

these places? What adjectives can you think of for them?

Remember an onomatopoeia word is a word that imitates a sound.

An adjective is something that describes a person or object. This can be:

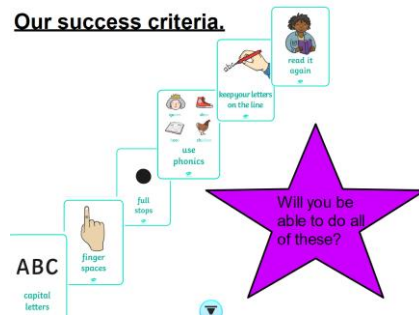
- What the colour is.
- How they feel.
- What it feels like.
- The size.

Here is a video for some adjectives:

https://www.youtube.com/watch?v=kVTjug9uaP4&ab_cchannel=SillySchoolEducation

Once you have had a think, you are going to write sentences for the mud and the forest.

Remember to use your ladders of success! You can see this here:



Or find it bigger on our resource page

Zoom link:
<https://us05web.zoom.us/j/5613789268?pwd=dmtENCtUUFlOSEZvdjVzZjc1bVNCZz09>
 561 378 9268
 5B3mAV

Remember we always start with the bigger number so our number sentence is:

$$20-5=15.$$

On the resource page there are ten frames. Please play the game and use the ten frames to create subtraction number sentences like shown above.

Zoom link:

<https://us05web.zoom.us/j/5613789268?pwd=dmtENCtUUFIOSEZvdjVzZjc1bVNCZz09>

561 378 9268
5B3mAV

Thursday

Maths – 9am



LI: To count in 2s.

Equipment needed:

You will need a piece of paper and a pencil and a number line.



To start this lesson please watch this counting in 2s:
https://www.youtube.com/watch?v=GvTcpfSnOMQ&ab_channel=ScratchGarden


English 10:30am



LI: To learn the 'ey' sound.

Equipment needed:

Pencil and paper.



This term we have been looking at phase 5 sounds. Have a go at testing your knowledge here:

<https://www.phonicsplay.co.uk/resources/phase/2/flashcards-speed-trials>

Select 'individual graphemes' and choose the

Art
Story – 2:45pm



LI: To make an Easter card.

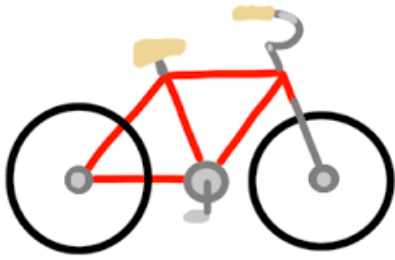
It is nearly Easter Sunday! This a great chance for you to have a go at making a fantastic Easter card for someone at home. On the resource page you will find different kinds of cards and decorations so you can make a fantastic Easter card!

Zoom link for story:

<https://us05web.zoom.us/j/5613789268?pwd=dmtEN>

Today we are going to use our amazing brains to count up in 2s.

Lets have a look at this bike:

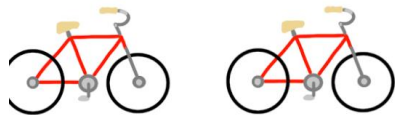
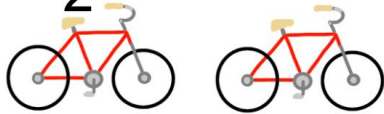


How many wheels does this bike have?

2!

We know we can count up in 2s when looking at bikes. Lets have a look at these bikes:

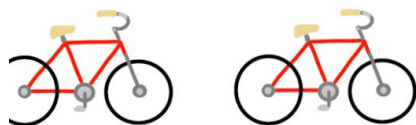

2



Now we can count up in 2s to count how many wheels the bikes have altogether.

2

4



What is next when counting in 2s?

That's right, 6!

same as these:



(the darker squares)

Today we will be looking at a new sound, the 'ey' sound.

Please click on the video here to see Geraldine the Giraffe help us learn this sound.

https://www.youtube.com/watch?v=XDruUMOtZw&ab_channel=MrT%27sPhonics

Pause the video once Geraldine has introduced the sound and see how many times you can write the digraph in 2 minutes.

Once you have done this continue with the video and see which words have the 'ey' sound in them. Once Geraldine gives a word, pause the video and see if you can write the word with the sound button. For an extra challenge, remove the word from the screen and see if you can write it on your own! Have a go at putting the word into a sentence!

Here is the list of words from the video:

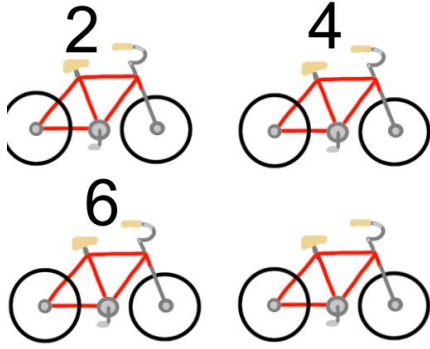
- Money
- Key
- Honey

Here are some more:

- Monkey
- Donkey

[CtUUFLOSEZvdjVzZjcbVN](https://www.youtube.com/channel/UCz09)
[CZz09](https://www.youtube.com/channel/UCz09)

561 378 9268
5B3mAV



See if you can do the last one!

Once you have done this, go to the resource page to find today's worksheet.

Zoom link:
<https://us05web.zoom.us/j/5613789268?pwd=dmtENCtUUFIOSEZvdjVzZjc1bVNCZz09>
561 378 9268
5B3mAV

- Turkey
- Chimney

On the resource page you will find some work for the 'ey' sound.

Zoom link:
<https://us05web.zoom.us/j/5613789268?pwd=dmtENCtUUFIOSEZvdjVzZjc1bVNCZz09>
561 378 9268
5B3mAV

Friday

Maths – 9am



LI: To count in 5s

Equipment needed:

You will need a piece of paper and a pencil.



Yesterday we were counting in 2s. Today we will be counting in 5s.

Please start by watching the video here:

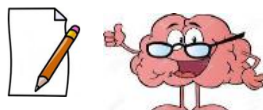
English 10:30am



LI: To spell the tricky words: Mr, Looked, Asked and could.

Equipment needed:

You will need a pencil and some paper.



Tricky words are words that don't sound the way they are written. These words we learn by writing and saying them.

P.E
Story – 2:45pm



LI: To use different movements.

The sports team at Garlinge have started to upload videos to help with home learning. Watch this dance video and see if you can dance along.


https://www.youtube.com/watch?v=EemjeA2Djjw&ab_channel=ScratchGarden

Now lets have a look at these strawberries:




How many do we have?

5



Lets now look at a few more and see if we can count up in 5s to see how many strawberries we have altogether.

5



What number is going to be next if we are counting up in 5s?

Here is a list of tricky words for Year 1:

Year 1 Common Exception Words			
the	is	no	one
a	his	go	once
do	has	so	ask
to	I	by	friend
today	you	my	school
of	your	here	put
said	they	there	push
says	be	where	pull
are	he	love	full
were	me	come	house
was	she	some	our
	we		

There is a bigger version of this on the resource page.

See how many of these tricky words you know. Can you put them into a sentence?

For this lesson we will be looking at the tricky words:

- Mr
- Looked
- Asked
- Could

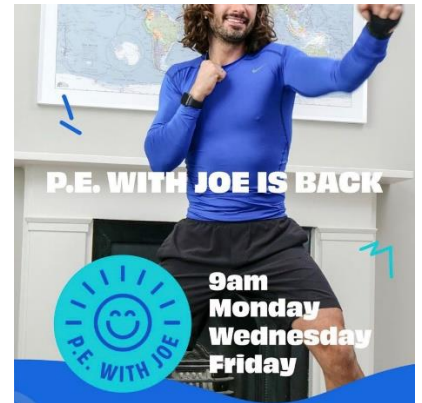
Have a practise at writing these words. How many times can you write each one in two minutes? Remember to say the word while you write it to help you remember it!

Once you have practised the words and thought of a sentence for each one, have a go at the worksheet on the resource page.

Zoom link:
<https://us05web.zoom.us/j/5613789268?pwd=dmtENCtUUFIOSEZvdjVzZjcibVNCZz09>

561 378 9268
 5B3mAV

You could also do a Joe Wicks session to stay fit.



<https://www.youtube.com/watch?v=hnOtrnh80hs>

Or have a go at a Cosmic Kids Yoga:



<https://cosmickids.com/watch/>

Zoom link for story:
<https://us05web.zoom.us/j/5613789268?pwd=dmtENCtUUFIOSEZvdjVzZjcibVNCZz09>
 561 378 9268
 5B3mAV

5



10



Now lets have a look at this:

5



10



20



What number are we missing between the 10 and the 20?

Now you have had a go at counting in 5s, have a go at the worksheet on the resource page.

Zoom link:

<https://us05web.zoom.us/j/5613789268?pwd=dmtENCtUUFIOSEZvdjVzZjc1bVNCZz09>

561 378 9268

5B3mAV

Resources for the week:

CBBC, BBC Two, BBC iPlayer and BBC Red Button will all be offering up lots of content for students including daily lessons which will be made available online too.

<https://www.bbc.co.uk/bitesize>

<https://www.phonicsplay.co.uk/>

<https://play.numbots.com>

<https://www.ictgames.com/>

<https://www.topmarks.co.uk/>

Health and Wellbeing Activities

<https://www.youtube.com/user/CosmicKidsYoga>

Get active with Joe Wicks



<https://www.youtube.com/user/thebodycoach1>

The PE team at Garlinge have uploaded their very first video PE lesson, with more to come! To access this simply click the link and go to the PE and Sports tab.

<https://www.garlingeprimary.co.uk/home-school-learning>