



Harry and the Bucketful of Dinosaurs

Home learning resources – 4th May 2020

The following are a collection of resources to support you in this week's home learning, surrounding the story of 'Harry and the Bucketful of Dinosaurs' and our new topic of dinosaurs!

These pages do not need to be printed out unless you wish to, you can simply view them your computer/phone or to give you an idea of how you can support your child's learning.

These pages have been put together from resources found on the Twinkl website. If you haven't already signed up to the free month they are offering then the link and code are as follows:

<https://www.twinkl.co.uk/offer> - UKTWINKLHELPS



Dinosaurs




Anchisaurus



Apatosaurus



Scelidosaurus



Stegosaurus



Triceratops



Tyrannosaurus



Aided Language Board



Harry



Nan



Sam



Mum



dinosaurs



bucket



library



dreams



train



lost



train station



happy






Stick Puppets








Stick Puppets





Stick Puppets





Monday - Descriptive Vocabulary Examples



excited



happy



clean




clever



forgetful




sad




loud



quiet



big



small



green



yellow



scaly



spiky


























horny





Sound Mat for Reception



s 	a 	t 	p 	i 	n 	m 	d 
g 	o 	c 	k 	ck 	e 	u 	r 
h 	b 	f 	ff 	l 	ll 	ss 	


My Phase 2 Sound Mat



Sound Mat for Reception



j



n




w



x



y



z



zz



qu



ch



sh



th



ng



ai



ee




igh



oa



oo



oo



ar




or




ur



ow




oi




ear



air



ure



er



My Phase 3 Sound Mat




Harry



Harry is happy.



Apatosaurus



The Apatosaurus
is big and long.



Wednesday - Writing Page





Thursday - Bucket




What's in My Bucket?





What's in My Bucket?

Blue spots



Long neck

Small feet

Purple skin

Happy face

2D Shape Word Mat



circle



rectangle



triangle



square



pentagon



hexagon



heptagon



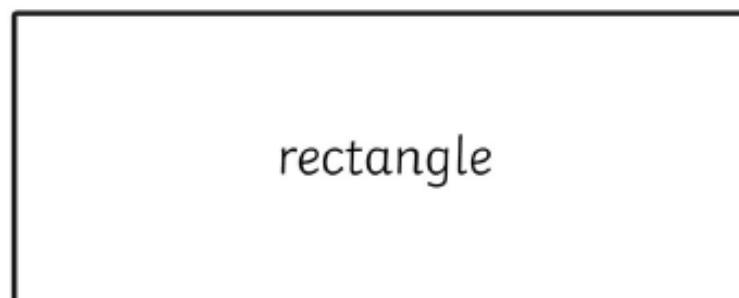
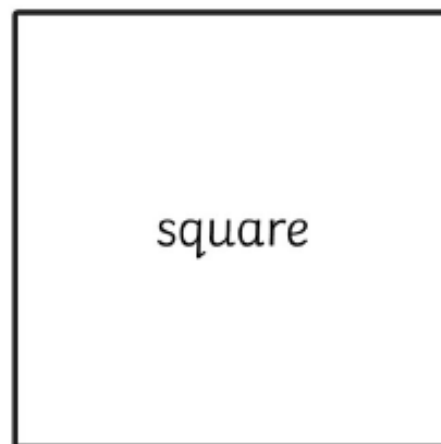
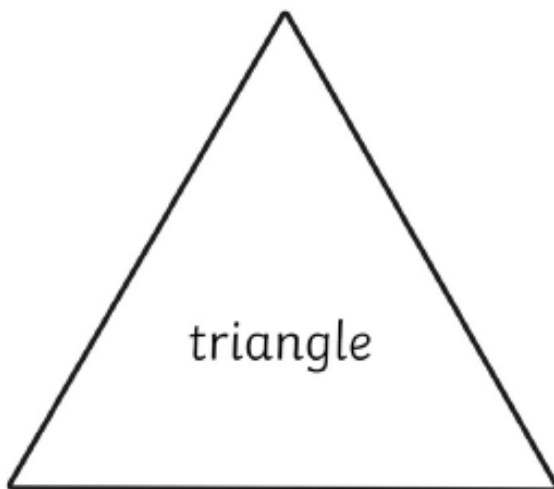
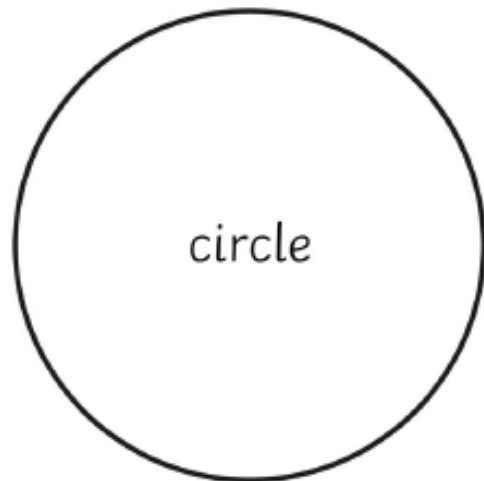
octagon



Shape Hunt

Colour the shapes as you see them





Which shape did you see the most?





Shape Hunt

Use a tally to count the shapes you see.

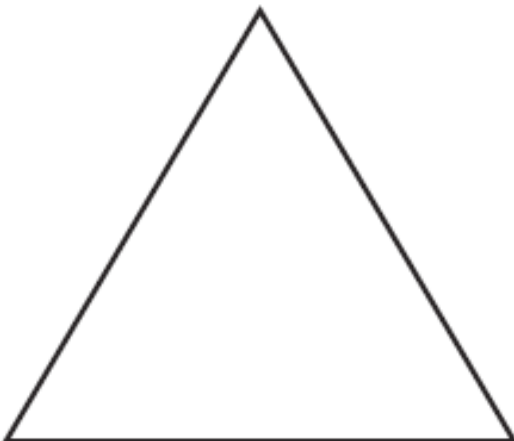
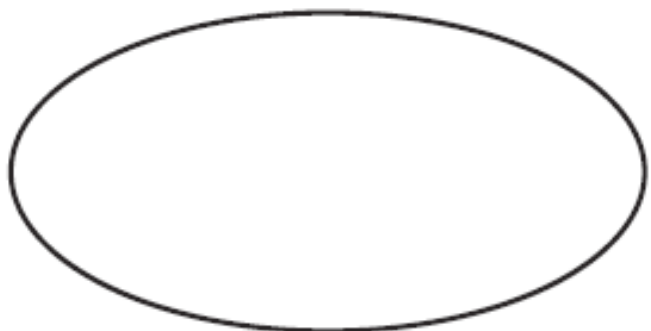
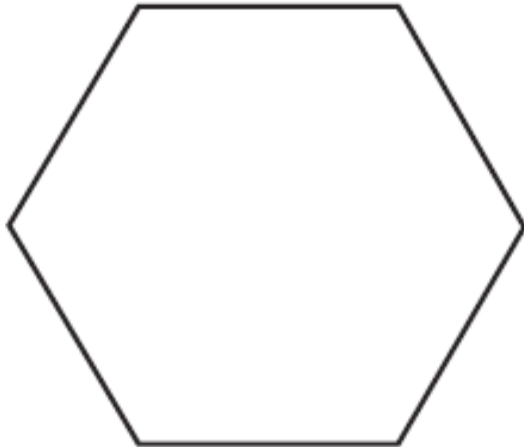
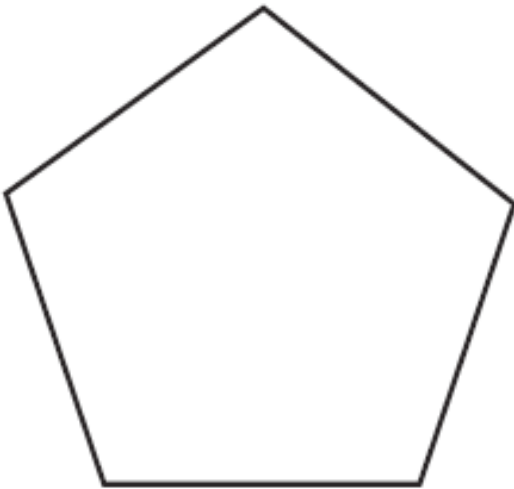


shape	Tally
	
	
	
	

Or you could draw a picture of the things you see that have our shapes!



Shape Hunt

Colour the shapes as you see them. Which shape did you see first?











Shape Hunt

Use a tally to count the shapes you see.

Which shape did you see the most?

Which shape did you see the least?






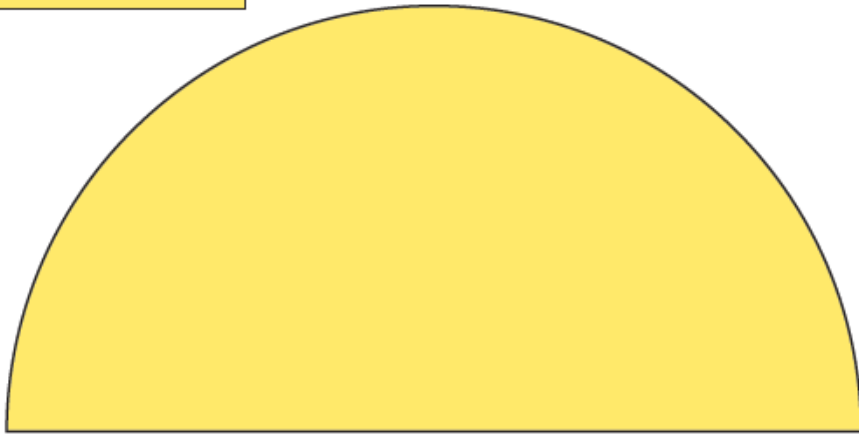

Shape	Tally
	
	
	
	
	
	



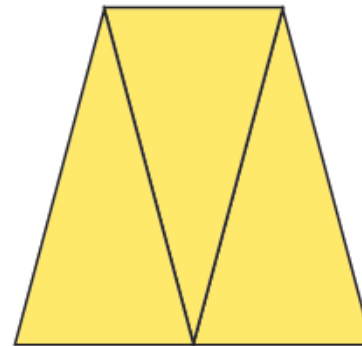

Wednesday - Using shapes



Build-a-Dino Activity



Cut out and use the shapes to build us!


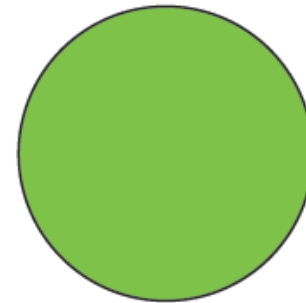






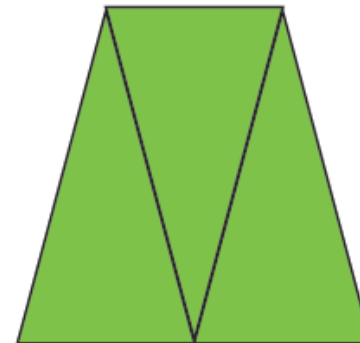
Wednesday - Using shapes



Build-a-Dino Activity

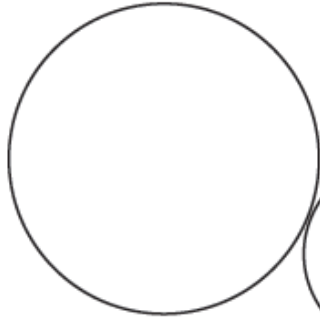


Cut out and use the shapes to build us!

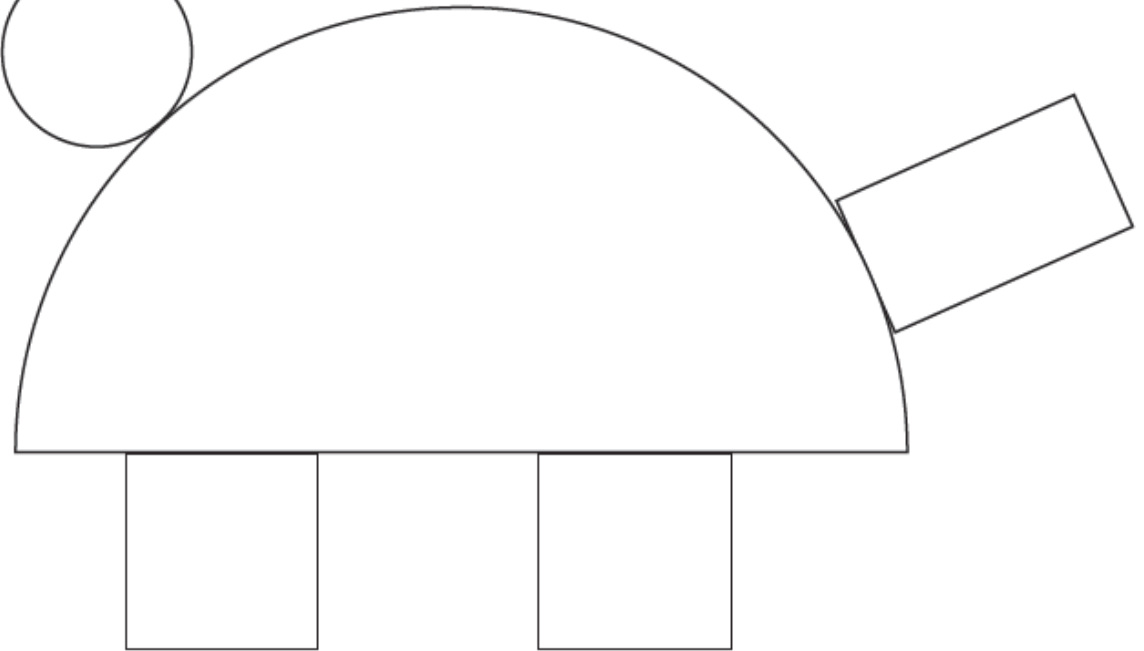





Wednesday - Using shapes



Build me!






Wednesday - Using shapes




Build me!

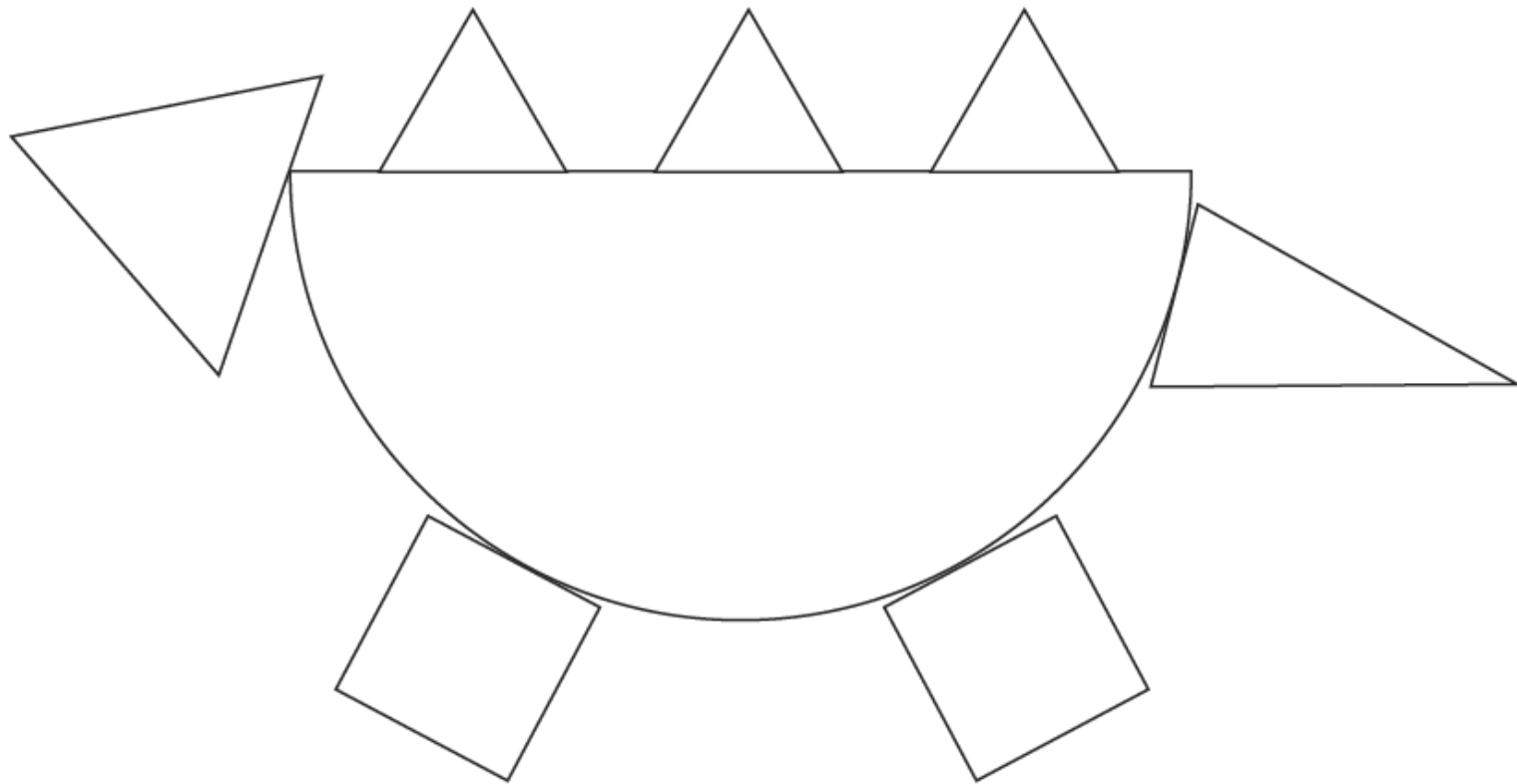




Wednesday - Using shapes




Build me!





Wednesday - Using shapes

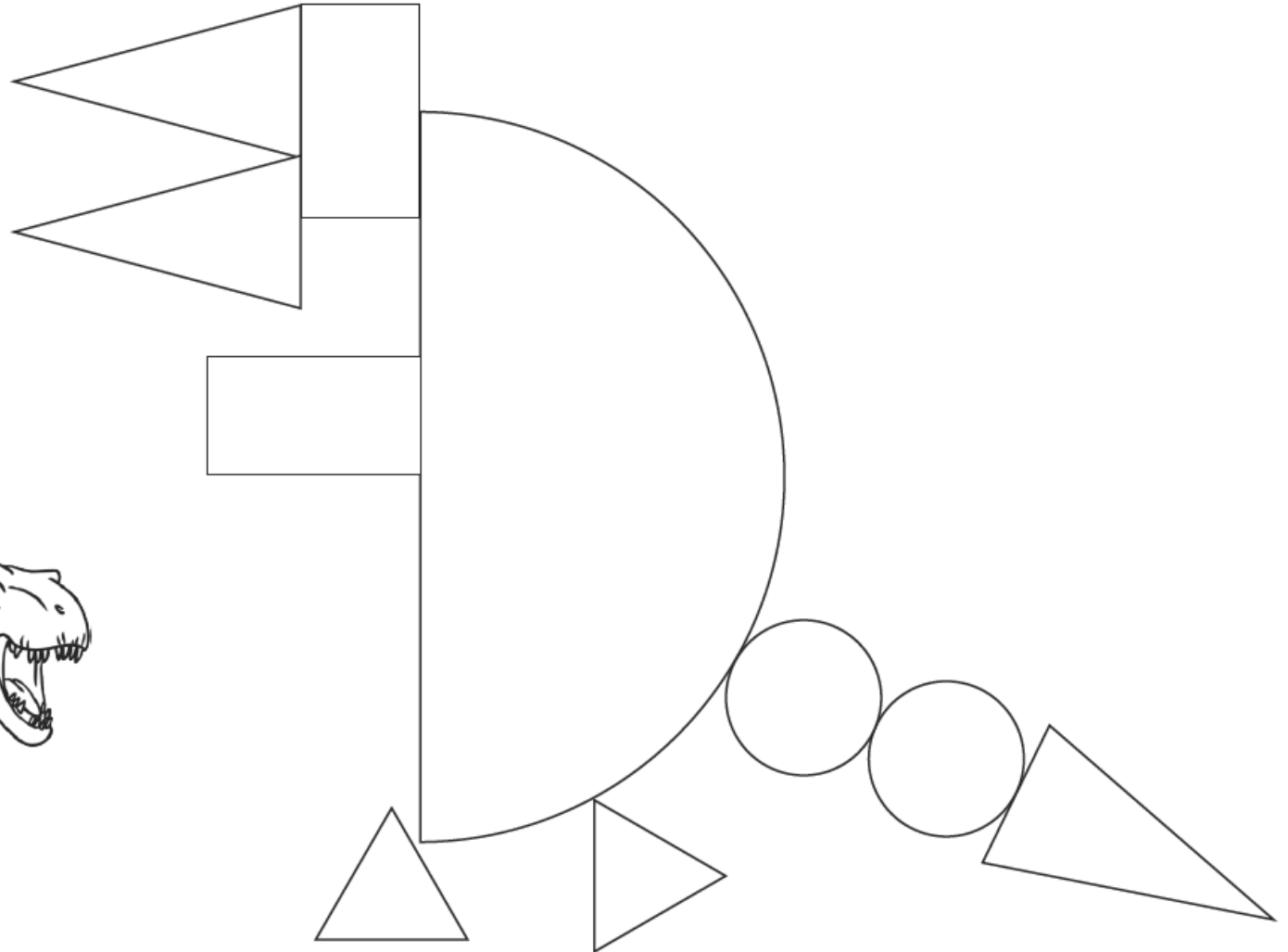




Wednesday - Using shapes




Build me!





Thursday - Colour by shape



- circle ○ = Green ●
- square □ = Orange ●
- triangle ▲ = Red ●
- rectangle ▭ = Yellow ●



Wednesday - Movement Cards



walking



running



leaping



hopping



jumping



tiptoeing



star jumps



skipping



pencil rolls



pencil jumps



forward rolls



tucked jumps



big steps

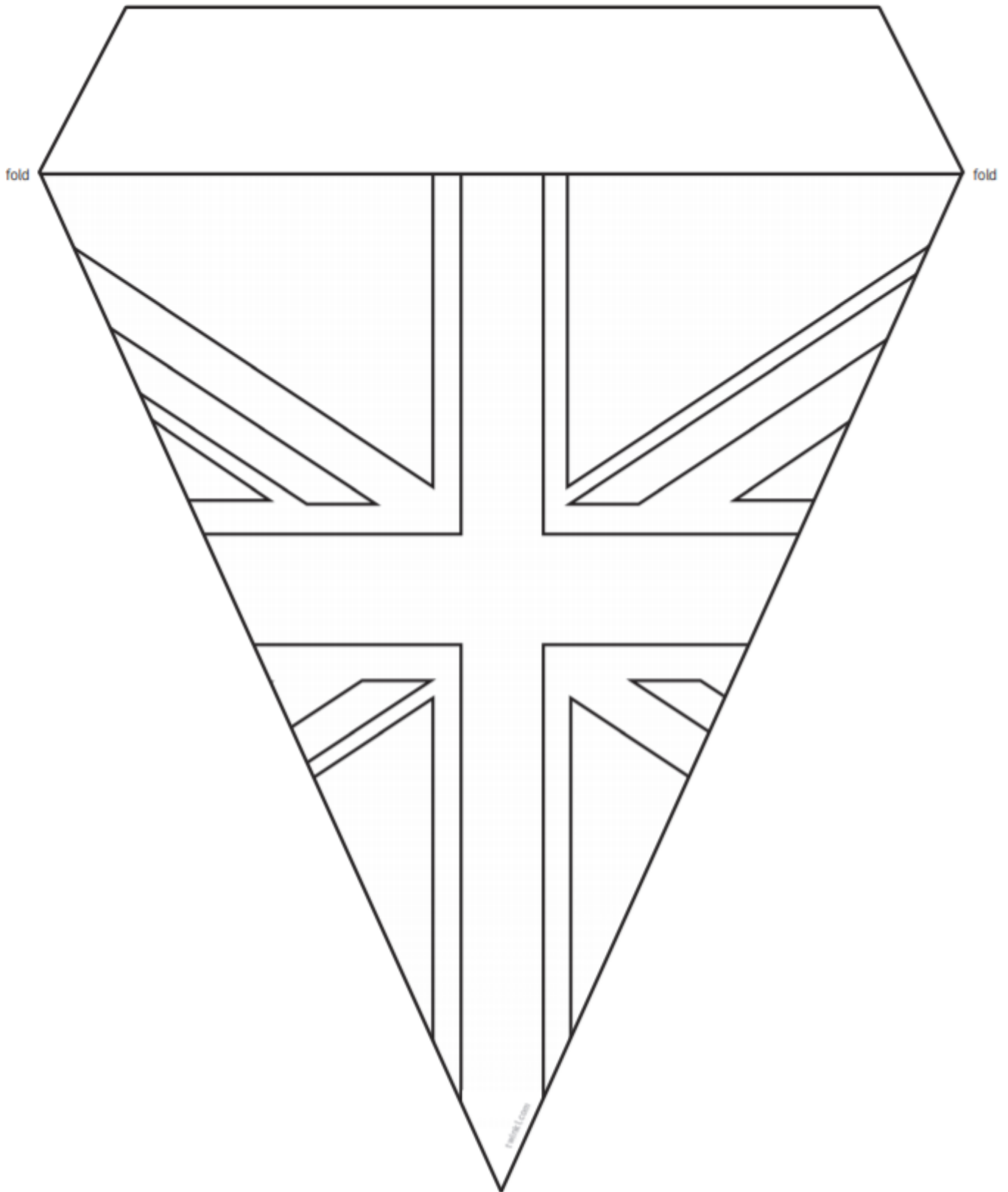


small steps





Bank Holiday


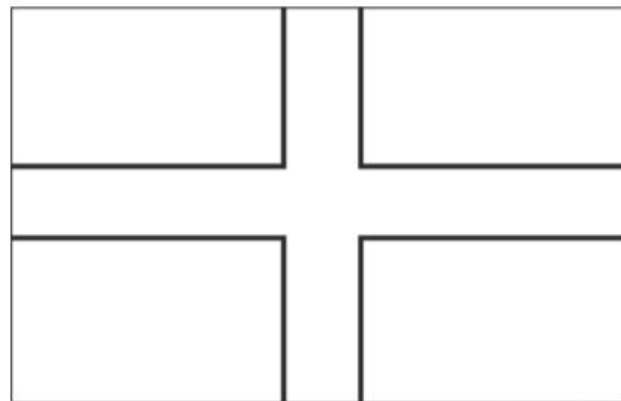


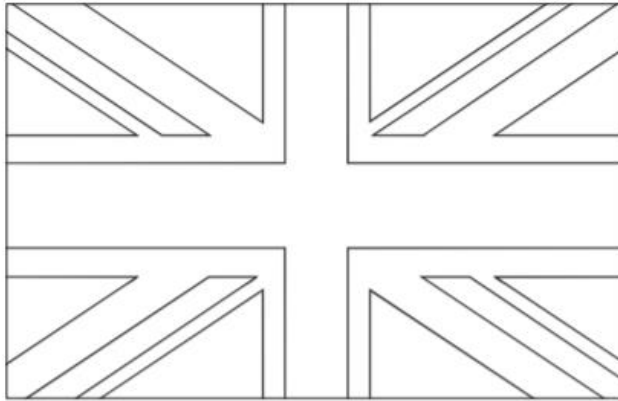




Bank Holiday




Colouring the UK Flags





Bank Holiday



A Message to Parents/Carers

Please remember that these are examples of the resources you can use. You can use these as examples to create your own resources for this week's home learning or you can print them out if you so wish.

We would love to hear from you and see what you and your children have explored with your home learning. You can email your child's teacher on the following emails:

Miss Kemp – Nursery: Nursery@garlinge.kent.sch.uk

Miss Stannard – RA: RA@garlinge.kent.sch.uk

Mr Bentley – RB: RB@garlinge.kent.sch.uk

Mrs Keegan – RC: RC@garlinge.kent.sch.uk

Miss Mutton – RD: RD@garlinge.kent.sch.uk

