

EYFS Self Isolation Home Learning

Day 1

Literacy Clever Hands

Home learning focus:

To use a controlled movement.

Explain to the children that today we are practising clever hands. We are exercising the muscles in our hands to help with our writing and drawing.

Whilst in your home or garden find something that you can make marks with. It could be a stick in mud or sand. Have a go at making lots of different shapes and patterns. Have a go at forming the different letters that you know. Draw a letter or shape and ask a grown up to guess what you have drawn. Can you write the letters in your name?



Maths Comparing Numbers

Home learning

Comparing numbers to 10

Complete the comparing numbers to 10 activity in the resources pack.

Comparing Numbers to 10

Count how many vehicles are on each side of the road and then write your answers in the boxes. Circle which one has more.

	<input type="text"/>	<input type="text"/>
	<input type="text"/>	<input type="text"/>
	<input type="text"/>	<input type="text"/>
	<input type="text"/>	<input type="text"/>
	<input type="text"/>	<input type="text"/>

Foundation Junk Modelling

Home learning focus:

To use materials for a purpose.

Make a junk model dinosaur.



Day 3

Literacy Turn Taking

Home learning focus:

LI - To be able to take turns.



Choose a game with your child where you need to take turns, if you have siblings in the house they can play as well. Explain to your child that we have to take turns when playing this game. We have to wait for other people to play before it is our turn. Model for your child how to do this correctly as well as modelling language during the game (eg it's your turn now, I think you might win, who's turn is it now). Try and encourage your child to use correct language back to you.

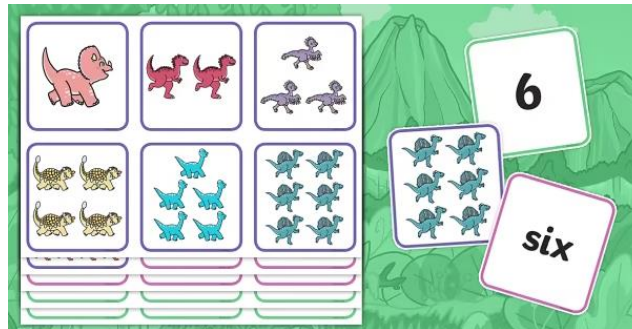
If your child is feeling confident why now try and create your own game where you need to take turns.

Maths Identifying Numbers

Home learning focus:

To know numbers up to 20

Play the dinosaur number matching game in the resources pack.



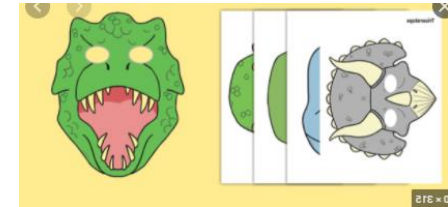
Foundation Making a mask

Home learning focus:

To construct with a purpose in mind using a range of resources.

Create your own Dinosaur mask.

You could cut out and colour the Dinosaur mask in the resources section or make your own.



Day 4

Literacy Using sounds

Home learning focus:

To write initial sounds.

Share the dinosaur pictures from the resource pack with your child. Can they think of words to describe each dinosaur eg – scary, big, fast, and dangerous?

Listen to the story 'Dinosaur Roar' and discuss the words used to describe each dinosaur.7

https://www.youtube.com/watch?v=zBa_rvNEqSw

Using their sounds ask your child to try writing down the words that they can think of.



Maths Written Addition


Home learning focus:

To order object by size.

Ask your children to gather a range of toys. Ask them which is the biggest/smallest? Take two toys and ask your child to compare them by asking which is bigger.

Challenge your child to order their toys from biggest smallest.

Have a go at the dinosaur ordering pack in the resources pack.



Foundation Role Play

Home learning focus:

- To use a storyline or narrative in play.

Using the mask they made yesterday (or their own toys) ask your child act out their own dinosaur story.

Take a picture of what you have created to share with your teacher.



Day 5

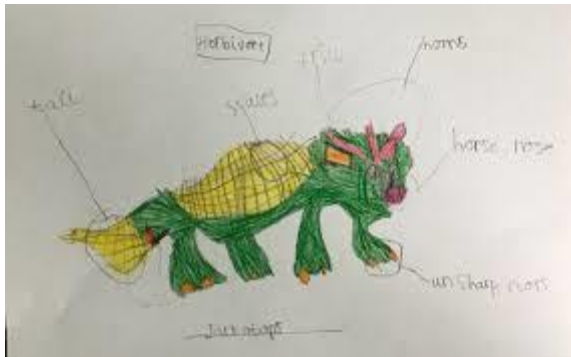
Literacy Reading for Pleasure

Home learning focus:

To use sounds in my writing.

Recap the learning from yesterday. Explain to your child that today you are going to design your own dinosaur. Discuss with your child if their dinosaur has horns, claws, wings, spikes etc.

Ask your child to draw a picture of their own dinosaur and use their sounds to write some words or sentences to describe their dinosaur.



Maths Writing Numbers

Home learning focus:

To write numerals

Take turns counting with your child to 20. Today we are going to practise writing our numerals accurately. There are many ways you can do this, and you can tailor the activity to your child's interests. You could chalk the numbers on the floor, you could get them to paint the numbers, or use a paint brush and water on concrete outside. You could get them to write using their finger in sand, rice, foam etc. Or you could use paper or our example sheet that can be found in the pack.

Here is a video you can share to support your child with their number formation:
<https://www.youtube.com/watch?v=DzKqCmjVXLI> (with the 9 we would normally form it like this: 9)

Foundation

Dinosaur Themed Food

Home learning focus:

To make observations and talk about change.

Spend some time in the kitchen creating your own dinosaur themed food. You could make biscuits, cakes, fruit or vegetables to make your own dinosaur food.

Take a picture of what you have created to show your teacher!



Day 6

Literacy

Reading for Pleasure

Home learning focus

To share and talk about a book.

Share a picture book with your child. Look at the cover with your child. What is the story called? What pictures are on the front? Talk with your child about what characters they can see on the front cover. Ask your child what they think this story will be about a why? Do you have a dinosaur book at home that you can read together?










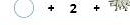












Maths

Dinosaur Addition

Home learning focus

To combine amounts

Using toys or other small objects practise adding two amounts together. Complete the dinosaur addition sheet in the resources pack.

Dinosaur Addition Write down the answer in the circle.	Dinosaur Addition Write down the answer in the circle.	Dinosaur Addition Write down the answer in the circle.
 +  = <input type="text"/>	3 +  = <input type="text"/>	 + 2 = <input type="text"/>
 +  = <input type="text"/>	1 +  = <input type="text"/>	<input type="text"/> + 2 +  = 4
 +  = <input type="text"/>	3 +  = <input type="text"/>	 + <input type="text"/> = 5
 +  = <input type="text"/>	5 +  = <input type="text"/>	1 + 3 +  = <input type="text"/>
 +  = <input type="text"/>	5 +  = <input type="text"/>	 + 5 = <input type="text"/>

ink saving Eco

Foundation

Dinosaur Diorama

Home learning focus

Use a small box like a shoe box to create your own dinosaur diorama.



Day 7

Literacy Clever Hands

Home Learning Focus

To use a controlled movement.

Use the recipe in the link to create your own play dough.

<https://www.bbcgoodfood.com/howto/guide/playdough-recipe>

Use your play dough to create your own dinosaur.




Maths 1 more/less

Home learning focus

Practise forwards and backwards up to 20 and 30 with your child. Show a number to your child and ask them to find 1 more/1 less. Use a number line or counters to support them if needed.

Have a go at the dinosaur egg one more and one less game. You can find this in your resource pack.



Foundation Dinosaur Dance

Home learning focus

Today have a go at learning the dinosaur stomp.

<https://www.youtube.com/watch?v=lmhi98dHa5w>



Day 8

Literacy

Tricky words

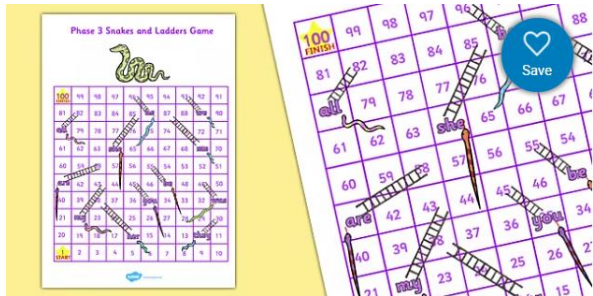
Home Learning Focus

To recognise tricky words

Remind your child that tricky words are words that we cannot use our sounds to read but are words that we need to learn. Recap tricky words using the tricky word trucks game.

<https://www.phonicsplay.co.uk/resources/phase/5/tricky-word-trucks>

Practise reading tricky words by having a game of tricky word snakes and ladders from the resource pack.



Maths

Counting

Home Learning Focus

To count accurately

Practise counting to 20 with your child. Explain to your child that today we are going to be practising counting. Can your child tell you the important rules to remember when counting?

- count slowly and carefully
- count and move each object one at a time
- only count when you move an object

Show your child a number. Ask them if they are able to tell you what it is. Support them to count out items to match the numeral. You can use anything in your house to count with, e.g. pebbles, buttons, Lego or the leaves that you may have collected yesterday. Support your child to follow the rules when counting to ensure that they are accurate.

Practise with more numerals within the range that they are comfortable with.

Foundation

Dinosaur Songs

Home learning focus

To join in with singing

Have a go at learning the song 'You're a dinosaur and you know it' in the resource pack.

Use the backing music in this link to sing along to - <https://www.youtube.com/watch?v=a3WUghQDbiw>



Other activities for the week		
<p>For more exciting activities to complete this week visit https://www.gosh.org/power-of-play</p> <p>Check out the Team Garlinge Youtube channel for more fun activities - https://www.youtube.com/channel/UCTpC1PieUTth2XOcddK16Ug/featured</p>		