


English

To summarise information.



Home learning focus

In this lesson, we are going to be summarising information from The Firework Maker's Daughter.

Equipment needed: You will need a piece of paper and a pencil.



This lesson includes:

- Spelling quiz
- Reading Skill of the day.
- Read the text.
- Answer summary question.

Please click on the link to access your learning:

<https://classroom.thenational.academy/lessons/to-summarise-information/>

Monday Maths

To compare and order millilitres and litres.

I can convert litres to millilitres.

Millilitres	Litres
1000	1
500	0.5
250	0.25
100	0.1



Home learning focus

In this lesson we will be learning how to compare millilitres and litres.

Equipment needed: You will need a piece of paper and a pencil.



This lesson includes:

- Quiz
- Star Words
- Recap – what do we know already about millilitre and litres.
- Doubling and halving amounts.
- Talk Task
- Compare and order amounts
- Independent task and review answers.
- Final lesson to see what you have learnt.

Please click on the link to access your learning:

<https://classroom.thenational.academy/lessons/to-compare-and-order-millilitres-and-litres/>

PSCHE

Playing together but apart



Home learning focus:

In today's lesson we will be adding something else to our time capsule (if you have started it). We will take the challenge of not being able to play some of our favourite games and create new ones or adapt existing ones. The key will be that they are safe and ensure a safe distance is maintained.

Equipment needed: You will need a piece of paper and a pencil.



This lesson includes:


- Quiz
- Time Capsule.
- A new world
- Playground Games
- Rules.
- Create a game for others.

<https://classroom.thenational.academy/lessons/playing-together-but-apart-4e7276/>

Tuesday

English

The Firework Maker's Daughter:
To retrieve information.



Home learning focus:

In this lesson, we are going to be retrieving information from The Firework Maker's Daughter.

Equipment needed: You will need a piece of paper and a pencil.



This lesson includes

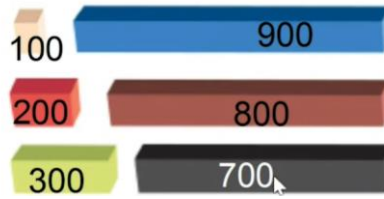
- Spelling
- Reading skills of the day
- Read text
- Answer retrieval questions

Please click on the link to access your learning:

<https://classroom.thenational.academy/lessons/to-retrieve-information>

Maths

To use known number bonds and derive related facts to 1000, using the context of measures



Home learning focus

In this lesson we will be using number bonds and derived facts relating to 1000.

Equipment needed: You will need A piece of paper and a pencil.



This lesson includes:

- Quiz to test your knowledge
- Star words
- Recap- Millilitres and litres
- Explore different number bonds to 1000
- Talk task
- How do we solve word problems?
- Independent task and review answers
- Final quiz to see what you have remembered

Please click on the link to access your learning:

<https://classroom.thenational.academy/lessons/to-use-known-number-bonds-and-derive-related-facts-to-1000-using-the-con>

RE

Where do Jews worship today?



shutterstock.com • 1067809295

Home Learning

In this lesson we will learn all about the place where Jews worship; synagogues. We will learn the key features of a synagogue, and what a common Jewish service looks like.

Equipment needed: You will need a pencil and a piece of paper.



This lesson includes:

- Quiz
- Different branches of Judaism.
- Famous synagogues.
- Features of a synagogue.
- What is it like inside a synagogue?
- End of lesson quiz.


Please click on the link to access your learning:

<https://classroom.thenational.academy/lessons/where-do-jews-worship-today/>

Wednesday

English

To identify and use expanded noun phrases




Home learning focus:

In this lesson, you will learn how to identify and use expanded noun phrases. This will help you with when you come to write a character description in Lesson 5.

Maths

To solve word problems about capacity and volume



Home learning focus:

In this lesson we will be solving word problems about capacity and volume.

Equipment needed: You will need a pencil and a piece of paper.



RE


What is the Torah?



Home learning focus

In this lesson, we will learn all about the Torah, the Holy Text of Judaism. We will learn who Jews believe wrote the Torah, as well as what the books contain.

Equipment needed:



Equipment needed: You will need a piece of paper and a pencil.



This lesson includes

- Spelling
- Understanding expanded noun phrases
- Identifying expanded noun phrases
- Practice expanded noun phrases

Please click on the link to access your learning:

<https://classroom.thenational.academy/lessons/to-identify-and-use-expanded-noun-phrases-503195>

This lesson includes:

- Quiz to test your knowledge
- Star words
- Recap- What do we already know about measure?
- How to answer word problems
- Talk task
- Answer word problems
- Independent task and review answers
- Final quiz to see what you have remembered

Please click on the link to access your learning:

<https://classroom.thenational.academy/lessons/to-solve-word-problems-about-capacity-and-volume>

This lesson includes:

- Quiz
- Where did the Torah come from?
- What are the five books of the Torah?
- What is the Shema prayer?
- What are mitzvot?
- End of lesson quiz


Please click on the link to access your learning:

<https://classroom.thenational.academy/lessons/what-is-the-torah/>

Thursday

English

To identify the key features of a character description



Home learning focus

In this lesson, we will be identifying the features of a character description.

Equipment needed:

You will need a piece of lined paper and a pencil.



This lesson includes:

- Spellings.
- Look at features of a character description
- Identify the features of a character description
- Independently identify features

Please click on the link to access your learning:

<https://classroom.thenational.academy/lessons/to-identify-the-key-features-of-a-character-description-990d5b/>

Maths

To solve word problems about capacity and volume - part two

I can convert litres to millilitres.

Millilitres	Litres
1000	1
500	0.5
250	0.25
100	0.1

Home learning focus

In this lesson we will be solving word problems about capacity and volume.

Equipment needed:

You will need a piece of lined paper and a pencil.



This lesson includes:

- Quiz to test your knowledge
- Star words
- Recap- What do we already know about how to solve word problems?
- Bar models
- Talk task
- Answer word problems
- Independent task and review answers
- Final quiz to see what you have remembered



Please click on the link to access your learning:

<https://classroom.thenational.academy/lessons/to-solve-word-problems-about-capacity-and-volume-part-two>

Science

What is space?



Today we are going to be starting a new unit all about space. In this lesson, we will learn about what can be found in space. We will also learn how scientists gather information about space.

Equipment needed: You will need a piece of lined paper and a pencil.




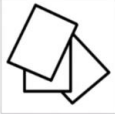





This lesson includes:

- Quiz
- Introduction to space.
- Objects you might find in space.
- How do we find out about space?
- End of lesson quiz.



Please click on the link to access your learning:

<https://classroom.thenational.academy/lessons/what-is-space/>

English	Maths	Art
<p style="text-align: center;"><u>To write a character description</u></p> <p>Home learning focus In this lesson, you will be writing your own character descriptions of the Goddess of the Lake.</p> <p>Equipment needed: You will need a piece of lined paper, a pencil and your work from yesterday.</p>  <p>This lesson includes:</p> <ul style="list-style-type: none"> • Spelling quiz. • Features of a character description • Star words. • Write character description <p>Please click on the link to access your learning: https://classroom.thenational.academy/lessons/to-write-a-character-description-7e8f59</p>	<p style="text-align: center;"><u>Consolidation and application</u></p> <p>Home learning focus: Today's lesson will be slightly different, as we are going to be consolidating and reviewing the unit.</p> <p>Equipment needed: You will need a piece of paper and a pencil.</p>  <p>This lesson includes:</p> <ul style="list-style-type: none"> • Quiz – to test your knowledge • Recap learning • Independent task and review answers • Final quiz to see what you have remembered <p>Please click on the link to access your learning: https://classroom.thenational.academy/lessons/consolidation-and-application</p>	<p style="text-align: center;">Art</p>  <p>Home learning focus: Today we will be studying a spectacular artist called Wassily Kandinsky. He was a Russian artist known for using lots of colours and shapes in his artwork. We will be recreating our own Kandinsky-inspired artwork.</p> <p>Equipment needed: You will need a piece of paper, coloured pencils and a pencil.</p> <div style="display: flex; justify-content: space-around;"> <div data-bbox="1082 817 1197 974"> <p>Paper</p>  </div> <div data-bbox="1212 817 1340 974"> <p>Coloured paintpens</p>  </div> <div data-bbox="1356 817 1481 974"> <p>Pencil</p>  </div> </div> <p>This lesson includes:</p> <ul style="list-style-type: none"> • Recap types of colours. • Introduction to today's artist. • Shades and tints. • Instructions for the task. • Review of your artwork. <p>Please click on the link to access your learning: https://classroom.thenational.academy/schedule-by-year/year-2/</p>
Other fun activities for the week...		
<div style="display: flex;"> <div data-bbox="143 1489 486 1736" style="flex: 1;">  </div> <div data-bbox="502 1489 1476 1825" style="flex: 2;"> <p><u>Create a Seagull fact booklet</u></p> <p>Try taking a photograph of a seagull and drawing it. Can you label the features?</p> <p>Research some facts about seagulls and create an information booklet: What do they eat? What is their habitat? How do they make their nests?</p> <p>Try making your own seagull art by cutting out bits of white paper or paper you've coloured grey and stick them together to make feathers.</p> </div> </div>		

Postcard from your island

Last week you designed a treasure island, this week have a go at writing your teacher a postcard from your island. Use your imagination to write about all the adventures you might have; what's the weather like, what activities are there to do, what animals have you met on your island?



Junk model space rocket

Try making your own junk model space rocket out of cardboard boxes, yogurt pots, milk cartons and other items that are packaging that is going into the recycling. You could even try making your own planets!

PHSE and Wellbeing

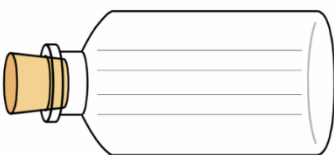
Go on a pebble hunt to find a smooth pebble to paint. Draw a happy face on your pebble and give it a name! Your worry pebble is happy to hear all your worry and will help to cheer you up, keep your pebble with you in a pocket or your bag so it's close by when you need it.



Garden Art

Create a frame using paper or card or even sticks and then see what different kinds of pictures you can make with things you've found around the garden.

Send a picture of your favourite one to your teacher!



Message in a bottle

Send a message in a bottle to be rescued from your desert island. What do you most want them to bring you when they come and rescue you? Your favourite teddy? A big chocolate cake?

Reading Challenge

How many books can you read in a week?

Email your teacher on Friday with the number of books you have read this week and find out if you were the class winner!



Email your teacher ...

Let us know how you have been getting on at home. It will brighten up our day and put a smile on our face. If you can, attach a photo to show us what you have been doing too! We'd love to see what you've been learning about.

Our emails are:

2A@garlinge.kent.sch.uk 2B@garlinge.kent.sch.uk 2C@garlinge.kent.sch.uk 2D@garlinge.kent.sch.uk