

# Weekly Home Learning Timetable

## Year 6 15.06.20

### Monday 15<sup>th</sup> June

#### English Comprehension



Read through the text 'Refugee Week' which is included in this pack. Answer the questions that follow the text.

Extension: Look up the words 'oppression' and 'ignorance' then write their definitions. Are there any other words which may be new to you?

#### Maths



**Forming and solving two step equations**

On the BBC Bitesize Year 6 Home Learning Page, work through **15<sup>th</sup> June**.

<https://www.bbc.co.uk/bitesize/tags/zncsscw/year-6-and-p7-lessons>

Watch the videos and complete the activities, using your home learning book if needed.

#### Topic

Refugee Week



SIMPLE ACTS

**This week is Refugee Week, leading to World Refugee Day on Saturday 20<sup>th</sup> June.**

Refugee Week is a UK-wide festival, celebrating the contribution of refugees to our communities, through arts, cultural and educational events.

Take a look at the website to view loads of different events this week which you can be part of.

<https://refugeeweek.org.uk/events/?date=2020-06-15#>

Also, you can carry out some of their 'Simple Acts' which can be done from home.

<https://refugeeweek.org.uk/simple-acts/>

### Tuesday 16<sup>th</sup> June

#### English



**Using commas in a sentence.**

On the BBC Bitesize Year 6 Home Learning Page, work through **10<sup>th</sup> June**.

<https://www.bbc.co.uk/bitesize/tags/zncsscw/year-6-and-p7-lessons>

You will need to watch the videos, complete the online quiz and then create some sentences with commas, using the snorkeling clip as a stimulus.

#### Maths



**Using substitution to find possible values of a pair of variables**

On the BBC Bitesize Year 6 Home Learning Page, work through **16<sup>th</sup> June**.

<https://www.bbc.co.uk/bitesize/tags/zncsscw/year-6-and-p7-lessons>

Watch the videos and complete the activities, using your home learning book if needed.

#### Topic / PSHE



**Learn about a refugee child**

Look at the information sheet in this pack about Israa – a Syrian girl who had to escape the destruction of war where she lived.

Write out some comparisons between her daily life and yours. Perhaps afterwards, you could reflect on the things that are important to you and keep you safe.

### Wednesday 17<sup>th</sup> June

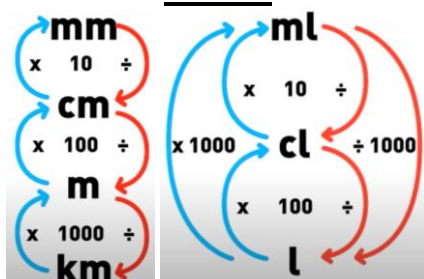
#### English

My cat, which enjoys sunbathing, spent all day outside.

**Using commas around extra detail in a sentence.**

In the resources attached, there is a 6-slide discussion on how and where to use commas around a subordinate clause. Read through this then complete the question sheet afterwards.

#### Maths



**Converting metric measures.**

Watch these videos and have a go at answering the questions. There are also some more included in the attached resources.

<https://www.youtube.com/watch?v=NcspE6KarQA>

<https://www.youtube.com/watch?v=GT hm0-YyKU4>

#### Geography



**Rio Olympics 2016**

Click on this link to take you to a brochure on Oddizzi about the Rio Olympics.

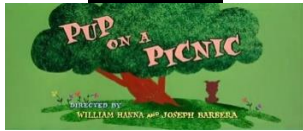
<https://www.oddizzi.com/wp-content/uploads/2017/05/EX-KS2-ODDIZZI-READY-GET-SET-GO-TO-RIO-BROCHURE-Learning-Zone.pdf>

If you cannot access the link, log on to Oddizzi using 'Garlinge' for the password and user > Learning Zone > KS2, then click on 'Ready, get set, go!'

Answer the questions all about organising the Olympics and how the city of Rio had to make changes in preparation for the event.

## Thursday 18<sup>th</sup> June

### English



#### Pup on a Picnic

<https://www.youtube.com/watch?v=1WlxmMqE8C8>

Watch this clip from a 1955 Tom and Jerry episode. As you watch, answer these questions:

- What unfortunate events happen to Tom?
- What fruit is on the tree branch?
- Why does the branch shake?
- How would Jerry be feeling at different times in the clip?

Discuss what other events could have happened in this cartoon. For example, Jerry could put a trap in the picnic basket, which would close on Tom's finger! Pick an idea and plan out the main events.

- Where does the event happen?
- How will you break it into parts?
- How are characters feeling?

Include some time connectives and other conjunctions where possible.

Now write up your idea into a couple of paragraphs, giving clear sentences with conjunctions.

### Maths

Convert between miles and kilometers



On the BBC Bitesize Year 6 Home Learning Page, work through **18<sup>th</sup> June**.

<https://www.bbc.co.uk/bitesize/tags/zncsscw/year-6-and-p7-lessons>

Watch the videos and complete the activities, using your home learning book if needed.

**Here is a link to a self-marking quiz:**

<https://www.transum.org/Maths/Activity/Units/Mileometer.asp>

### International Picnic Day



**Today is International Picnic Day – a chance to celebrate and enjoy being outdoors whilst enjoying some delicious food!**

If you can, why not eat outside today? Check the weather first!

- Plan a picnic – what food, items etc. will you need?
- How much will it cost?
- Draw a plan of your picnic spread.
- Look up local places where you could go out to eat.

There are resources in this pack to help give you ideas.

**FACT: Did you know that the largest picnic took place on 20<sup>th</sup> June 2009, in Lisbon, Portugal. Over 22,000 people attended!**

## Friday 19<sup>th</sup> June

### English



Yesterday, you wrote out an idea for an event which could happen in 'Pup on a Picnic'. Finish writing this out if you haven't already.

You can now break your event down into eight parts and create a comic strip / storyboard for it.

Remember each picture will need a short caption to help explain the picture.

When you are done, colour them in and why not send your teacher a photo of your work! We would love to put it on the school website and on display in the classroom!

### Maths

## Friday Challenge

#### Maths Challenge

<https://whiterosemaths.com/homelearning/year-6/>

Friday is Challenge Day! Click on **Week 8, Friday Challenge**. Solve the questions in your home learning book

### Art



Since tomorrow will be The Summer Solstice, create some day and night inspired artwork. Look at the examples attached for ideas, and this link will break down the process into simple steps.

<http://tabithaannthelostsock.blogspot.com/2015/10/hot-sun-cool-moon.html>

### Science



**Saturday 20<sup>th</sup> June will be The Summer Solstice – The 'longest day' of the year.**

Click the link to watch and learn about why we have solstices.

<https://www.youtube.com/watch?v=SVzkVsWQBR8&t=68s>

On this day, people gather at Stonehenge to welcome the sun rise. Take a look at this video to see why Stonehenge is so special on this day.

<https://www.youtube.com/watch?v=em-P7MUt5Bk>

Some activities which you can do:

- Research Stonehenge – Who built it? Why is it there? What was its purpose?
- Create a model Earth and Sun to help show how and why we have seasons.
- Make your own model Stonehenge. This could be out of clay, Lego or something else!
- Why not try and wake up for sunrise tomorrow (04:47) and take a picture!

## Other activities for the week – see below




- Practice your times tables <https://trockstars.com/>
- Top games and quizzes <https://www.tate.org.uk/kids/games-quizzes>
- **Geography – The Lake District** - Log on to BBC Bitesize and view this lesson.
- **Computing – Should I trust everything I read online?** Log on to BBC Bitesize and view this lesson.

## Resources:

### Maths Challenge Questions (Answers at back)

<b>Monday 15<sup>th</sup> June</b>	<div style="border: 1px solid green; padding: 10px; margin-bottom: 10px;"> <p>The length of a rectangle is <math>2x + 3</math>              The width of the same rectangle is <math>x - 2</math>              The perimeter is 17 cm</p> <p>Find the area of the rectangle.</p> </div> <div style="border: 1px solid green; padding: 10px;"> <p>Katy has some algebra expression cards.</p> <div style="display: flex; align-items: center;"> <div style="display: flex; gap: 10px;"> <div style="border: 1px solid orange; padding: 5px; background-color: #fff9c4;"><math>y + 4</math></div> <div style="border: 1px solid orange; padding: 5px; background-color: #fff9c4;"><math>2y</math></div> <div style="border: 1px solid orange; padding: 5px; background-color: #fff9c4;"><math>3y - 1</math></div> </div> </div> <p>The mean of the cards is 19              Work out the value of each card.</p> </div>
<b>Tuesday 16<sup>th</sup> June</b>	<div style="border: 1px solid purple; padding: 10px; margin-bottom: 10px;"> <div style="border: 1px solid green; padding: 5px; text-align: center; margin-bottom: 10px;"> <math>x = 2c + 6</math> </div> <p>Joe says,</p> <div style="display: flex; align-items: center;"> <div style="border: 1px solid blue; padding: 5px; background-color: #e1f5fe;"> <math>x = 12</math> because <math>c</math> must be equal to 3 because it's the 3<sup>rd</sup> letter in the alphabet                 </div> </div> <p>Is Joe correct?</p> </div> <div style="border: 1px solid purple; padding: 10px;"> <p>Derek says,</p> <div style="display: flex; align-items: center;"> <div style="border: 1px solid green; padding: 5px; background-color: #e8f5e9; margin-right: 10px;">                     When <math>c = 5</math> the answer is 31                 </div> </div> <p>Is Derek correct?</p> </div>
<b>Wednesday 17<sup>th</sup> June</b>	<div style="border: 1px solid orange; padding: 10px;"> <p>Put these capacities in order, starting with the smallest.</p> <div style="display: grid; grid-template-columns: 1fr 1fr; gap: 10px;"> <div style="border: 1px solid orange; padding: 10px; background-color: #fff9c4; text-align: center;">3 litres</div> <div style="border: 1px solid green; padding: 10px; background-color: #c8e6c9; text-align: center;">3,500 ml</div> <div style="border: 1px solid purple; padding: 10px; background-color: #e1bee7; text-align: center;">0.4 litres</div> <div style="border: 1px solid blue; padding: 10px; background-color: #bbdefb; text-align: center;">0.035 litres</div> <div style="border: 1px solid red; padding: 10px; background-color: #ffe0b2; text-align: center;">450 ml</div> <div style="border: 1px solid yellow; padding: 10px; background-color: #fff176; text-align: center;">330 ml</div> </div> </div>

<p><b>Thursday 18<sup>th</sup> June</b></p>	<div data-bbox="456 156 951 465" style="border: 2px solid red; padding: 10px;"> <p>The distance between Cardiff and London is 240 km.</p> <p>A car is travelling at 60 mph.</p> <p>How long will it take them to get to London from Cardiff?</p> </div> <div data-bbox="1008 98 1423 465" style="border: 2px solid red; padding: 10px;"> <p>Mo cycles 45 miles over the course of 3 days.</p> <p>On day 1, he cycles 16 km.</p> <p>On day 2, he cycles 10 miles further than he did on day 1</p> <p>How far does he cycle on day 3?</p> <p>Give your answer in miles and in kilometres.</p> </div>
<p><b>Friday 19<sup>th</sup> June</b></p>	<div data-bbox="456 474 970 945" style="border: 1px solid black; padding: 10px;"> <p><b>7</b> Josh and Fraser have 112 books in total.</p> <p>Josh and Emma have 86 books in total.</p> <p>Fraser has twice as many books as Emma.</p> <p>How many books does Josh have?</p> </div> <div data-bbox="976 474 1481 945" style="border: 1px solid black; padding: 10px;"> <p><b>8</b> On Monday Jen bought 12 doughnuts for 70p each</p> <div data-bbox="1161 564 1305 667" style="text-align: center;">  </div> <p>On Tuesday there was a sale on and doughnuts were on sale for 50p each.</p> <p>Jen buys 18 doughnuts on Tuesday.</p> <p>How much money would she have saved if she had bought all the doughnuts on Tuesday?</p> </div>



# Refugee Week

## What is Refugee Week?

Refugee Week is a UK-wide programme of arts, cultural and educational events and activities that celebrate the contribution of refugees to the UK. It aims to promote a better understanding of why people seek sanctuary. It is usually celebrated around the 20th June each year. Anyone can be involved by organising, attending or taking part in activities.

## What does being a refugee mean?

A refugee is someone who has had to leave their own country because they are being persecuted or are in fear of being persecuted. This means that they are afraid of being killed because of their religious beliefs, political opinions or their race. People are often forced to become a refugee due to war, political oppression or natural disasters.



## Did you know?

Refugees often come from very different countries compared to the UK. They speak different languages, have a different culture, foods, traditions, religion, artistic and creative skills, and much more. We can learn a lot from people with different experiences to our own.

## When did Refugee Week begin?

Refugee Week began in 1998 because there was a lot of incorrect information and ignorance about refugees. People read in the newspapers that refugees were here for financial benefits and 'free housing', and there was a lot of negative behaviour towards refugees.

Refugee Week organisers state:

**"Our ultimate aim is to create better understanding between different communities and to encourage successful integration, enabling refugees to live in safety and continue making a valuable contribution"**

## What happens during Refugee Week?

Refugee Week is an exciting time of arts festivals, exhibitions, film screenings, theatre and dance performances, concerts, football tournaments and public talks. It is important that children are involved, as their opinion matters and they will make decisions about worldwide issues like refugees in the future. Schools are invited to have creative and educational experiences to gain more understanding of refugees in the world.

If you want to know how you can get involved, check out this website:

<http://refugeeweek.org.uk/>



### Did you know?

- In 2014, over 300 Refugee Week events took place.
- Over 100,000 people attended an event.
- Over 200 people organised an event, whether it was in a group or as an individual.

# Questions About Refugee Week

1. Explain in your own words what you understand a refugee to be.

---

---

2. Why was Refugee Week started?

---

---

3. Explain what '**sanctuary**' means.

---

---

4. What word tells us that people already living in the UK did not show refugees much understanding?

---

---

5. What surprises you about the facts from the 2014 Refugee Week?

---

---

---

6. What do the organisers of Refugee Week ultimately want for refugees?

---

---

---

7. How do you think refugees contribute to the UK? Explain your ideas.

---

---

---

---

---

---



## ISRAA'S STORY

Change lives. **For good.**  
**actionaid**

Israa is 13 and is originally from Syria

"We couldn't bring anything with us, just one change of clothes and one pair of shoes each. We left everything else behind. Mum says everything we left is gone forever."

Israa is 13-years-old and is from Syria. She lives with her mum, dad and five younger brothers and sisters.

Israa and her family were forced to flee Syria in March 2011 after the civil war started there. It was too dangerous for them to stay. Israa says:

"Before the war started we spent our time playing outside the house but after it started we had to stay in all the time."

Despite everything, Israa still hopes to return to Syria in the future:

"When we return to Syria, we will live in a tent while we rebuild our house. We lost our house but we have our lives."



### Syria: Country fast facts

Full name: Syrian Arab Republic  
Capital: Damascus  
National symbol: Hawk  
Population: 22.5 million (2013 estimate)  
Official language: Arabic  
Money: 1 Syrian pound = 100 piasters  
Life expectancy: men = 74 years, women = 78 years  
Climate: Hot, dry summers and mild, rainy winters

(source: <https://www.cia.gov/library/publications/the-world-factbook/>)



Israa helps her family by doing things like collecting water and doing the washing. She also draws and loves to read with her family.



Israa has five younger brothers and sisters. Before the war they lived normal lives, but when the fighting started, everything changed.



## Commas

We know that we can use commas for separating items in lists.

However, today, we are going to use them to add detail to sentences.

## Definitions

- Phrase – a bit of a sentence that doesn't make sense on its own e.g. my friend. It doesn't have a verb in it.
- Clause – a bit of a sentence that make sense on its own e.g. I love apples. It has a verb in it.
- Main Clause – the most important part of the sentence.
- Subordinate Clause/Phrase – the part that is of lesser importance.

## Commas

Every sentence has a minimum of one clause, a bit that makes sense on its own e.g.

I walked down the street.

However, many sentences have other phrases or clauses.

To write these sentences correctly we need to use commas.

## Example 1

Bob walked down the street.

This is a sentence, it makes sense on its own.

If we add detail to it using commas we might write:

Bob, the young man, walked down the street.

The part added is called the subordinate phrase.

## Example 2

The man tripped over a dog.

This is a sentence, it makes sense on its own.

If we add detail to it using commas we might write:

The man, not looking where he was going, tripped over a dog.

The part added is called the subordinate clause.

## Example 3

The man couldn't reach the shelf.

This is the main sentence, it makes sense on its own.

If we add detail we might write:

The man who was very short couldn't reach the shelf.

Where should the commas go?  
Which part is the subordinate part?  
Is it a subordinate clause or phrase?

# Commas for Extra Detail

## Section 1:

Create sentences with extra information separated by commas.

<del>Miss. Mann,</del>	my best friend,	likes catching mouse.
Sam,	my uncle and aunt,	went to the supermarket.
Tom and Julie,	<del>our headmistress,</del>	<del>enjoys playing the piano.</del>
Mr. Adams,	my black cat,	snores through the wall.
Midnight,	our headmaster,	takes assemblies.
Mrs Black,	my next-door neighbour,	can run very fast.

Example: Miss. Mann, our headmistress, enjoys playing the piano

1. \_\_\_\_\_
2. \_\_\_\_\_
3. \_\_\_\_\_
4. \_\_\_\_\_
5. \_\_\_\_\_

## Section 2:

Put a comma on each side of the subordinate part.

1. The man clutching his bag tightly shouted at the thieves.
2. A tree swaying violently in the wind suddenly fell on the roof.
3. Henry an experienced cyclist found the route easy.
4. Millions of people even old ones are learning to use computers.
5. My last thought just before I fell asleep was how much I was dreading tomorrow.
6. An enormous creature covered in mud and dripping with water appeared out of the mist.
7. The kitten a beautiful tabby was quite enchanting.
8. Judy my mother and Tom my father went to visit Granddad.
9. Laura my older sister and Jane my best friend played a game of snap.

## Section 3:

Fill in the blanks with a subordinate part, remember to include the commas.

1. Lucy \_\_\_\_\_ went to the police station.
2. The man \_\_\_\_\_ shouted at the thieves.
3. The girl \_\_\_\_\_ didn't catch the bus.
4. Tabby \_\_\_\_\_ caught a mouse in the hall.
5. My Uncle \_\_\_\_\_ and my Cousin \_\_\_\_\_ went to a big theme park.

## Extension:

Write sentences of your own that add detail by using commas.

---

---

---

---

# Planning the Best Picnic Ever!

Picnics make fantastic lunches on days out! Whether you are in the garden, at the park, at the beach or in a forest, you can easily plan a great picnic with delicious food and fun activities.

## What do you need?

What foods would you like in your perfect picnic? Use the planning sheet below to help you decide what foods, drinks and activities you will need for the perfect picnic.



**Number of people at picnic:** \_\_\_\_\_

**Food! Make a list of all the food you wish to take – sandwiches, sausage rolls, salad – all your favourite picnic foods.**

**Drinks. Make a list of the type of drinks you'd like to take.**

**Biscuits, cakes and chocolates – what sweet treats will you take?**

**Games and Activities at the Picnic**



# Picnic Budget Planning

Have you been given a budget for your perfect picnic? Use this planning sheet to calculate the total cost of your picnic. Use your local supermarket's website to check the prices of all the items that you wish to buy for your picnic and add them to the table.

Item	Price

Item	Price

Total cost of picnic: \_\_\_\_\_

If your picnic is more than the budget you have been given, which items could you remove from the list to make it come within budget?

## Friday



## Maths Challenge Answers

Monday 15 <sup>th</sup> June	$6x + 2 = 17$ $6x = 15$ $x = 2.5$ Length = 8 cm Width = 0.5 cm Area = 4 cm <sup>2</sup>	$6y + 3 = 57$ $6y = 54$ $y = 9$ Card values: 13 18 26
Tuesday 16 <sup>th</sup> June	No Joe is incorrect. $c$ could have any value.	No Derek is incorrect, he has just put the 2 and 5 together to make 25 instead of multiplying them.
Wednesday 17 <sup>th</sup> June	0.035 litres 330 ml 0.4 litres 450 ml 3 litres 3,500 ml	
Thursday 18 <sup>th</sup> June	240 km $\approx$ 150 miles $150 \div 60 = 2\frac{1}{2}$ hours Or 60 miles $\approx$ 96 km $240 \div 96 = 2\frac{1}{2}$ hours	On day 1 he cycles 16 km / 10 miles.  On day 2 he cycles 32 km / 20 miles.  On day 3 he cycles 24 km / 15 miles.
Friday 19 <sup>th</sup> June	Josh = 60, Fraser = 52, Emma = 26 30 Doughnuts costing £21 if bought on Monday, or £15 if bought on Tuesday. She could have saved £6.	

# Questions About Refugee Week

## Answers

1. Explain in your own words what you understand a refugee to be.

**Own response - A refugee is a person who has had to leave their own country because they are in fear of their life. They are frightened that they might be killed because of their beliefs, race or religion, or because they are victims of a natural disaster.**

2. Why was Refugee Week started?

**Refugee Week was started because there was a lot of negativity about refugees and people in the UK thought they were just coming here for the financial benefits and housing.**

3. Explain what 'sanctuary' means.

**Sanctuary means a safe place or refuge.**

4. What word tells us that people already living in the UK did not show refugees much understanding?

**The word 'ignorance' tells us that people living in the UK did not show refugees much understanding.**

5. What surprises you about the facts from the 2014 Refugee Week?

**Own response**

6. What do the organisers of Refugee Week ultimately want for refugees?

**The organisers want to 'create better understanding between different communities and to encourage successful integration'.**

7. How do you think refugees contribute to the UK? Explain your ideas.

**Refugees could introduce people in the UK to different foods, a different language, artistic or design ideas and skills. They can teach us about the traditions in their country and different religious beliefs.**

8. How do you think a refugee might feel when arriving in a new country?

**A refugee might feel frightened, confused, scared, unwelcome or homesick when getting to a different country. Own responses also accepted.**

9. Why do children need to learn about refugees?

**Children need to learn about refugees because they will make decisions about important issues like refugees in the future, when they are grown up. They need to have a good understanding of refugees for everyone to live together in harmony.**

10. How would you like to get involved in Refugee Week?

**Own response**