


EYFS Home Learning Timetable – Week starting 8.2.21



Monday

Maths Number

Home learning focus:

To match object and numeral correctly

Warm up for today's session by practising your child's counting with this song:

<https://www.youtube.com/watch?v=HkkYaj0m6cg>

<https://www.topmarks.co.uk/learning-to-count/teddy-numbers>

Today we are going to be working on recognising numerals and finding the corresponding amount of objects. Teddy needs our help to eat the right number of cakes! Remember to look carefully at the numeral and to count each object carefully – say one number name for each cake.



[Nursery 11am](#)

Activity

Your challenge today is to help Jack collect the right number of beans by colouring in the amount that matches the numeral. Or you can use some real beans and the number cards in our pack.

Related resources for this lesson can be found in the resources section of Foundation Stage home learning.

Literacy Phonics

Home learning focus:

To begin to recognise rhyming words

We are going to continue thinking about rhyming words this week – the repetition of similar sounds in two or more words, for example the 'at' sound in cat, hat and rat. Encourage your child to listen for the end sounds in words.

Warm up your listening ears by playing this guess the sound game

<https://www.youtube.com/watch?v=VdTzAVSnY1w>

We are going to listen to a rhyming story today – encourage your child to call out "rhyme" if they hear words that rhyme.

<https://www.youtube.com/watch?v=knVKlo6DTI0>



Activity

Can you match the rhyming pairs?

Related resources for this lesson can be found in the resources section of Foundation Stage home learning.

Foundation

Physical Development – Clever Hands

Home learning focus:

To use a controlled movement

Today we are going to take part in Clever Hands activities. Ask your child if they can tell you what Clever Hands is and what it is for.

We do Clever Hands to build the strength and control in our fingers so we can do lots of different things with our hands.

If you have playdough, use this video as a warm up to the session:

<https://youtu.be/aAo2h36DVfA>

You can find additional activities in our resource pack for this week on the home learning section of the website. Here you can also find recipes for making your own playdough.



Please join me for a story at the end of the day. I look forward to seeing you 😊



[Nursery 2.15pm](#)

Tuesday

Maths

Shape, Space and Measure


Home learning focus:

To continue a repeating pattern

Today we are going to thinking about patterns and the shapes, colours or objects within them. A repeating pattern is one where the things in the pattern repeat themselves over and over again according to a rule eg red, blue, red, blue or green square, yellow triangle, green square, yellow triangle.

<https://www.topmarks.co.uk/ordering-and-sequencing/shape-patterns>

Start with level one and see if you can complete the pattern – look carefully at the shape and the colour.



Activity

Jack has got all his coloured beans in a mess and he needs your help to sort them all into repeating patterns. Can you find the next bean in the pattern? Look carefully and say out loud what the pattern is to help you work out the next coloured bean.

Make up your own pattern for your grown up to continue.

Related resources for this lesson can be found in the resources section of Foundation Stage home learning

Literacy

Jack and the Beanstalk

Home learning focus:

To use describing words

Share the story of Jack and the Beanstalk. If you do not have the book at home you can find it here:

https://youtu.be/Lcmc_AAJZA

Encourage your child to talk about what happened first, next and last in the story. Share a picture from the story and ask your child what is happening in it. Support them to speak in full sentences to talk about the picture.



[Nursery 11am](#)

Activity

Share another picture with your child, or they can draw their favourite part, and support them to say what is happening. Grownups can scribe the sentence your child says below the picture.

Related resources for this lesson can be found in the resources section of Foundation Stage home learning.

Foundation

Understanding the World


Home learning focus:

To talk about similarities and differences

Today we are going to be planting our very own beanstalk! If you don't have beans for a beanstalk you could use any seeds you have to hand – or the pips from apples!

Ask your child what they think a seed would need to grow? What do we need to grow? Encourage your child to think about all of the things we need to grow and the things that a seed needs. Are they similar?

E.g. a safe place – pot
food – soil
water
sunlight
warmth



Once you have planted your seed your child can complete the plant growth sequencing activity that can be found in our resource pack.

Related resources for this lesson can be found in the resources section of Foundation



Please join me for a story at the end of the day. I look forward to seeing you 😊



[Nursery 2.15pm](#)

Wednesday

Maths Number

Home learning focus:

To begin to recognise numerals

<https://www.twinkl.co.uk/resource/interactive-pdf-winter-themed-number-recognition-to-10-activity-t-m-33567>

Today we are going to be exploring recognising the written representation of numbers. Carefully count the objects on the cards and then click on the circle under the number that matches the amount of objects. Ask your grown up to help you recognise the numerals if you are not sure.



[Nursery 11am](#)

Activity

Our activity today is to make a number beanstalk for Jack to climb up to the Giant – say the numbers out loud to help you put them in the right order. Ask your grownup to help you if you are not sure which number comes next.

Related resources for this lesson can be found in the resources section of Foundation Stage home learning.

Literacy Jack and the Beanstalk

Home learning focus:

To use describing words

Today we are going to read an alternative version of Jack and the Beanstalk – Fee Fi Fo Fum

<https://www.twinkl.co.uk/resource/t-l-53902-fee-fi-fo-fum-ebook>

As you read the book ask your child if they can recognise any characters from other traditional tales?

Activity

Imagine a giant beanstalk has grown in your garden – tell your grownup what you would like to find at the top of the beanstalk. You could draw pictures of the items or cut them out of magazines/print them out

Foundation

Understanding the World

Home learning focus:

To talk about changes

Today we are going to be exploring a wider range of gardening. The following is a link to lots of different winter gardening activities you can undertake with your child.

<https://growinghealthykids.co.uk/winter-gardening-activities-for-kids/>



There are lots of different ideas for gardening indoors and outdoors, as well as using materials or leftovers that you have to hand.

Support your child to talk about how things change as they grow. How will they know what they have planted has started to grow? What might they see? What do they need to make sure their seed/bulb has so that it will grow?

I would love to see some photos of what you have planted!



Please join me for a story at the end of the day. I look forward to seeing you 😊



[Nursery 2.15pm](#)

Thursday

Maths Number

Home learning focus:

To count objects accurately

Warm up your counting brain with some physical activity.
Can you do one turn in a circle, two hops, three toe touches, four claps and five jumps.

Today we are going to continue working on our counting skills – select matching and numbers that your child is comfortable working with.

<https://www.topmarks.co.uk/learning-to-count/ladybird-spots>



Activity

Have the Jack and the Beanstalk counting sheet on your computer or printed off – ask your child how many of each of the following items they can see - harps, hens, beans, eggs, cows, axes, clouds and Giants they can count. Encourage your child to write the numerals next to words you have written out.

Related resources for this lesson can be found in the resources section of Foundation Stage home learning.

Literacy

Jack and the Beanstalk

Home learning focus:

To sequence a story

Share the story of Jack and the Beanstalk. If you do not have the book at home you can find it here:

https://youtu.be/Lcmc_AAJiZA

Encourage your child to say what happens at the beginning, in the middle of and at the end of the story.



[Nursery 11am](#)

Activity

Using the story sequencing cards in the resource pack, share them with your child and discuss where in the story each event happens and see if your child can sequence the story – you can use these or draw out your own pictures to sequence.

Related resources for this lesson can be found in the resources section of Foundation Stage home learning.

Foundation

Expressive Art and Design

Home learning focus:

To join in with singing

Share this version of the Jack and the Beanstalk story and encourage your child to join in with the dancing and singing.

<https://www.youtube.com/watch?v=pf9cVnfyhjM>



Can they make up their own dances for the parts where there aren't any moves to copy?

I would love to see some photos of your dances!



Please join me for a story at the end of the day. I look forward to seeing you 😊



[Nursery 2.15pm](#)

Friday

Maths Shape, Space and Measure

Home learning focus:

To order objects according to height

<https://www.twinkl.co.uk/resource/tg-ga-75-beanstalk-height-ordering-game>

Today we are going to be helping Jack to put his beanstalks in order - using some special maths words shortest and tallest. Model an example for your child using the beanstalk game. You can use signs to help to reinforce the concepts. Discuss how when we measure objects we need to start from the same place each time.



[Nursery 11am](#)

Activity

You will need your toys for this activity – can you order your toys from shortest on the left to tallest on the right? Get some new toys and order them from tallest on the left to shortest on the right. Please send me some photographs, I would love to see your height ordering.



Literacy Phonics

Home learning focus:

To begin to recognise rhyming words


Recap what a rhyming word is

<https://www.phonicsplay.co.uk/resources> and select Phase 1

Cake Bake

Username: jan21

Password: home



Activity

Today we are going to be making a rhyming soup! You will need a selection of objects that rhyme eg a jar of jam, a packet of ham and a picture of Fireman Sam.

Use a bowl and spoon as props to act out the song. Ask your child to choose an object to put in the soup and place in the bowl. After each turn, stir the soup and sing the following song to the tune of 'Pop, goes the Weasel' to recite the growing list of things that end up in the soup.

I'm making lots of silly soup, I'm making soup that's silly, I'm going to cook it in the fridge, To make it nice and chilly.

In goes...a jar of jam...a packet of ham...and Fireman Sam...

Foundation Physical Development

Home learning focus:

To move in a range of ways

Today we are going to be joining the Garlinge PE team for some dancing with Miss Bailey!

<https://www.youtube.com/watch?v=ovu-YzLVIRE>

Watch and copy Miss Bailey as she introduces you to our new Team Garlinge dance. Dance along to the song 'September' by Justin Timberlake and remember I would love to see your videos of you learning our new Team Garlinge dance. Have fun!



Please do send me some pictures or a video! 😊



Please join me for a story at the end of the day. I look forward to seeing you 😊



[Nursery 2.15pm](#)

Other activities for the week