

Nursery Home Learning Timetable – Week starting 27.04.20

Monday

Literacy Life Cycle of a Butterfly

Home learning focus:

- To find out about the life cycle of a butterfly.

Use the story of the Very Hungry Caterpillar (<https://www.youtube.com/watch?v=75NQG-Sm1YY>) to talk about the life cycle of a butterfly. With your child try to retell and act out the lifecycle of a butterfly remembering the correct order. Encourage your child to talk through what happens in each stage using their own words.

Key vocabulary – egg, caterpillar, chrysalis, butterfly

Related resources for this lesson can be found here:

<https://www.garlingeprimary.co.uk/website-content/eyfs-butterfly-life-cycle-home-learning-pack-1587372331.pdf>

Maths Counting to 10

Home learning focus:

- To practise counting up to 10

With your child practise counting with them up to 10.

Work together to complete the counting caterpillar activity found in the related resources. Pg 7 of the pack.

Related resources for this lesson can be found here:

<https://www.garlingeprimary.co.uk/website-content/eyfs-butterfly-life-cycle-home-learning-pack-1587372331.pdf>

Foundation

Bug Hunt

Home learning focus:

Today we are going to explore different insects that live in our environment. During your daily walk, or whilst you are in your garden, have a look to see what insects you can find, just like the very hungry caterpillar.

- What do they look like?
- What colour are they?
- Do they have wings?
- How many legs have they got?

See if you can take a photo or draw a picture of what you find to share with your teacher.



Tuesday

Literacy Life Cycle of a Butterfly

Home learning focus:

- To retell the life cycle of a butterfly.

Recap the story of the Very Hungry Caterpillar ((<https://www.youtube.com/watch?v=75NQK-Sm1YY>))

With your child complete your own life cycle of a butterfly using the related resources to help you.

Related resources for this lesson can be found here:

<https://www.garlingeprimary.co.uk/website-content/eyfs-butterfly-life-cycle-home-learning-pack-1587372331.pdf>

Maths Ordering and Writing Numbers to 10 and 20

Home learning focus:

- To practise ordering numbers

Practise counting with your child like they did yesterday.

On the wall, floor or piece of paper. Ask your child to create their own number line to 10 (challenge is to 20.) Keep counting out loud as you make the number line. You can use the number cards below or design your own.

<https://www.twinkl.co.uk/resource/t-n-1048-number-flashcards>



Foundation



Create a Caterpillar

Home learning focus:

- To construct with a purpose in mind using a range of resources.

Create your own Very Hungry Caterpillar using things you have at home.

You could make a caterpillar paper chain, a playdough caterpillar or a chalk picture on the ground. Don't forget to take lots of photos.



Wednesday

Literacy The Lifecycle of a Butterfly



Home learning focus:

- To use a pencil with increasing control

Related resources for this lesson can be found here:

<https://www.garlingeprimary.co.uk/website-content/eyfs-butterfly-life-cycle-home-learning-pack-1587372331.pdf>

Practise your handwriting patterns on the butterfly (Pg 12 of the pack) – don't forget to use your pinchy fingers to hold your pencil.



Maths Recognising numerals

Home learning focus:

- To begin to recognise numerals

Have a look at your number line you made yesterday – when your grown up calls out a number can you point to it on your number line.

On Pg4 of the pack, colour in the caterpillar and butterfly with the correct colours to match the numerals.

Related resources for this lesson can be found here:

<https://www.garlingeprimary.co.uk/website-content/eyfs-butterfly-life-cycle-home-learning-pack-1587372331.pdf>

Foundation

Colour

Home learning focus:

- Use tools and techniques for a purpose.

Related resources for this lesson can be found here:

<https://www.garlingeprimary.co.uk/website-content/eyfs-butterfly-life-cycle-home-learning-pack-1587372331.pdf>

Using some of the ideas from the resources above. Draw and colour their own butterfly. Encourage your child to take care when holding their pencil and talk about what colours they would like to use for their butterfly.

Email Miss Kemp a picture of your butterfly.

Thursday

Literacy

The Lifecycle of a Butterfly

Home learning focus:

- To use adjectives to describe

Recap the story of the Very Hungry Caterpillar ((<https://www.youtube.com/watch?v=75NQK-Sm1YY>))

Look at a picture of the Very Hungry Caterpillar with your child. What does he look like? What does he do? What words can you think of to describe him?

Fat, greedy, hungry, green, long, wriggly?

Draw a picture of the Caterpillar and get your grown up to write down any words you used to talk about the caterpillar.

Related resources for this lesson can be found here:

<https://www.garlingeprimary.co.uk/website-content/eyfs-butterfly-life-cycle-home-learning-pack-1587372331.pdf>

Maths

Matching objects to numerals

Home learning focus:

- To count objects to match numerals

Recap the order numbers come in, remember we always start counting from 0.

Use paints or felt pens to dot the right number of pieces onto the caterpillar's body – Pg 8 of the resource pack.

Related resources for this lesson can be found here:

<https://www.garlingeprimary.co.uk/website-content/eyfs-butterfly-life-cycle-home-learning-pack-1587372331.pdf>

Foundation

Create a Butterfly

Home learning focus:

- To construct with a purpose in mind using a range of resources.

Using the resource pack for ideas, create your own butterfly using a range of materials and resources.

Take a picture of what you have created to show Miss Kemp!

Related resources for this lesson can be found here:

<https://www.garlingeprimary.co.uk/website-content/eyfs-butterfly-life-cycle-home-learning-pack-1587372331.pdf>



Friday

Literacy Favourite Foods

Home learning focus:

- To use familiar vocabulary and talk in simple sentences

Recap the story of the Very Hungry Caterpillar ((<https://www.youtube.com/watch?v=75NQG-Sm1YY>))

As you watch the story look out carefully for the foods the caterpillar eats – talk to your grown up about your favourite foods – which ones would you eat on each day?

You could draw your favourite foods onto a paper plate or cut them out of a magazine.



Maths Matching objects to numerals

Home learning focus:

- To count objects to match numerals

Have a go at this game – select matching and then try a level with numbers you are confident with.

<https://www.topmarks.co.uk/learning-to-count/ladybird-spots>

Foundation

Caterpillar fruit kebabs

Home learning focus:

- To show an understanding of good practices relating to good health

Use the resource below to make your own fruit caterpillars or butterflies – send me a picture of your creation.

<https://www.twinkl.co.uk/resource/t-t-19822-caterpillar-fruit-kebabs-eyfs-adult-input-plan>



Other activities for the week

For more exciting activities to complete this week visit <https://www.gosh.org/power-of-play>

Thank you Miss Mutton for this link.

Don't forget to email Nursery@garlinge.kent.sch.uk to show me all your brilliant work and any other things you have been doing.