

EYFS Home Learning Timetable – Week starting 4.5.20

Monday

Literacy

Harry and the Bucketful of Dinosaurs

Home learning focus:

To retell a story

Today we will be sharing the story – ‘Harry and the Bucketful of Dinosaurs’.

You can find the video of the story here:

<https://www.youtube.com/watch?v=uWoopkMgLqM>

However if you have your own, please feel free to share that.

Throughout the story, pause for moments to ask questions:

- Do you like Harry's dinosaurs?
- Who do you think Sam is?
- What activity do you think the dinosaurs enjoyed the most? Why?
- How do you think Harry felt when he left his bucket behind?
- Will Harry get the dinosaurs back?
- How does Harry feel when he gets his dinosaurs back?

Talk about the key characters in the story (Harry, Nan, the dinosaurs etc.). With your child, can you draw the characters to make puppets? Use the puppets to retell the story. Encourage your child to talk about each event in the story.

Hang on to your puppets for tomorrow's session!

Nursery Phonics - ‘Sound Starter’ on Phonics Play

Reception Phonics – Use your yellow sound cards to practise sounds with your child as well as creating your own words for them to sound out.

Related resources for this lesson can be found here in the resources section of Foundation Stage home learning.

Maths

2D shapes

Home learning focus

To identify shapes

This week we are going to be looking at the different 2D shapes and their properties.

Can you and your child go on a shape hunt around your home or whilst out on your daily exercise route? Talk about the number of sides that they have.

Which shapes can you see the most of? Can you take some photos of the shapes that you see?

You can play this game and encourage your child to name each shape as they move them to the right shape monster.
<https://www.topmarks.co.uk/early-years/shape-monsters>

Foundation

Expressive Arts and Design

Home learning focus

To move rhythmically.

Today we are going to explore dinosaurs through dance!

Below are a couple of links to some dinosaur dances that you can do with your child.

Do the Dino - <https://www.dailymotion.com/video/x5xivrz>
14 minutes long

The Dinosaur Dance - <https://www.youtube.com/watch?v=58E4Q91uRKE>
Just under 2 minutes long

Check out Thursday's activity so you can get prepared!



Tuesday

Literacy

Harry and the Bucketful of Dinosaurs

Home learning focus:

To use describing words.

Recap/reread – ‘Harry and the Bucketful of Dinosaurs’.


You can find the video of the story here:

<https://www.youtube.com/watch?v=uWoopkMgLaM>

Encourage your child to use their puppets alongside.

Recap the characters, getting your child to identify and name their puppets. Talk about the characters and dinosaurs, explain that we are using ‘adjectives’- describing words to talk about what they are like. Make a mind map using your puppets and get your child to use their sounds write some describing words next to each characters (adult to scribe for **Nursery** children).

Keep your mind map for tomorrow!



Mind map →

Nursery Phonics - On your daily walk, what sounds can you hear?

Reception: Phonics – Go through your yellow sound cards and recap your tricky words. On your daily walk, can your child spot any tricky words or any of their new digraphs/trigraphs? Can they write down the ones they see?

(digraphs are sounds that have two letters, trigraphs are sounds that have 3 letters, like ‘igh’)

Related resources for this lesson can be found here in the resources section of Foundation Stage home learning.

Maths

2D shapes

Home learning focus

To identify shapes

Recap the 2D shapes that we looked at yesterday. Talk about how they are different because they all have different sides. Can they count how many sides each shape has?

Share this song with your child.

<https://www.youtube.com/watch?v=pfRuLS-Vnjs>

Can they draw and name one of the shape characters from the song and say how many sides it has?

Foundation

Exploring and Using Media and Materials

Home learning focus

To construct with a purpose in mind

Today we will be crafting. There are a variety of dinosaur crafts that can be found online. Whilst making your craft, encourage your child to talk about what they are doing and why, and what their end result will be like.

Here is a dinosaur craft that we liked that you could create, although feel free to choose your own!

<https://www.activityvillage.co.uk/dinosaur-feet-craft>



Keep your feet somewhere safe for tomorrow!
Grown-ups – feel free to make your own too!

Wednesday

Literacy

Harry and the Bucketful of Dinosaurs

Home learning focus:

To write a simple sentence / To talk in simple sentences.

Look over your mind map of the characters and their descriptions, talking about each one in turn.

Can your child identify a favourite? Can they think of any more words to describe their favourite?

Support your child to draw a big picture of their favourite and say a simple sentence about them, using the describing words.

e.g. Harry is happy. OR. The Apatosaurus is big and long.
Explain that we are going to write that as a sentence – remember capital letters, finger spaces, sounding out and full stops.

Nursery – support your child to talk in simple sentences, can they count how many words are in their sentence? Adult to scribe.

Nursery Phonics - 'What Sound Do These Animals Make' – Phase 1 Phonics Home Learning pack – Aspect 1 – page 4.

Reception Phonics – Recap your child's sounds and tricky words. Support your child with their blending by playing this dragon phonics game (it's close to a dinosaur!)
<https://new.phonicsplay.co.uk/resources/phase/2/dragons-den>

Start with Phase 2 words, and if your child is confident with their blending you can move onto Phase 3 (we have only covered the sounds up to and including 'oi')

Related resources for this lesson can be found here in the resources section of Foundation Stage home learning

Maths

2D shapes

Home learning focus

To use shapes for a purpose

Share this song with your child.

<https://www.youtube.com/watch?v=pfRuLS-Vnjs>

Recap the 2D shapes explored previously. Talk about the different things that you saw that were all different shapes.

Today we are going to see if you can use these shapes to make your own picture.

You can use the resource on the website and cut out the shapes, or you can find or make your own shapes to make a picture. Can you make a dinosaur?

If you are unable to find or make shapes, can your child make a dinosaur by drawing the different shapes?

Encourage your child to identify the name and properties of the shapes that are used in their picture.

Foundation

Moving and Handling

Home learning focus

To move with confidence in a range of ways

Today we are going to be exploring different movements as dinosaurs! You can use the feet you made yesterday during this activity if you wish to.

Below are a range of different movements that you and your child can explore as dinosaurs.

*Which one is the easiest? Which one is trickier?
Which one would a dinosaur do lots? Which one would a dinosaur **never** do?*



Thursday

Literacy

Harry and the Bucketful of Dinosaurs

Home learning focus:

To use story language

Recap/reread – ‘Harry and the Bucketful of Dinosaurs’.

You can find the video of the story here:

<https://www.youtube.com/watch?v=uWoopkMgLaM>

Encourage your child to use their puppets alongside if you still have them.

Can your child remember the characters in the story?

Where is the setting? Where does the story take place?

Talk through the key events in the story, what happens first, next and last?

Support your child to complete the story writing frame by drawing pictures and using their sounds.

Nursery – adult to scribe.

Nursery Phonics – ‘What Different Sounds Can You Make With Your Body?’ – Phase 1 Phonics Home Learning pack – Aspect 3 – page 7

Reception Phonics – Say some simple CVC words – can your child use their yellow sound cards to find the initial sound? If they are confident with that, can they build them with all the sounds?

e.g. cat, dog, cap, bag, dig, log, fit, man, hen

Afterwards, they can practise writing them down, copying the yellow sound cards and the letter formation.

Related resources for this lesson can be found here in the resources section of Foundation Stage home learning.

Maths

2D shapes

Home learning focus

To identify shapes and their properties

Play this game and encourage your child to name each shape as they move them to the right shape monster.

<https://www.topmarks.co.uk/early-years/shape-monsters>

Recap the 2D shapes explored previously. Can your child talk about the properties of each shape?

Support your child to complete a colour by shape dinosaur – can they identify and name the different shapes?

(If you do not have access to a printer, you can always put your drawing skills to the test!)

Foundation

The World

Home learning focus

To talk about the things that they have observed

Share with your child the dinosaur trapped in the ice. Encourage your child to talk about how you can get it out of the ice.

- *What needs to happen to the ice to free the dinosaur?*
- *What can we do to help that happen?*
- *Is there anything you can do to free the dinosaur more quickly?*
- *Could you put anything on the ice to help it to melt?*

Support your child to talk about the changes that they see.



For more information, check out this link:


<https://littlebinsforlittlehands.com/frozen-dinosaur-eggs-ice-excavation-sensory-play/>

Friday


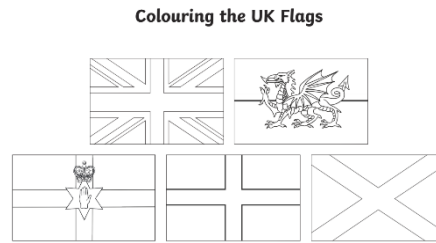
BANK HOLIDAY

Here are some activities you can complete for VE day:

Bunting colouring:



Flag colouring:



You can find printables in the learning pack on the Foundation resource section on our website. However, you do not need to print these out. They can be created on scrap paper, or even with chalk or paints outside or inside.

Other activities for the week

For more exciting activities to complete this week visit:

Power of Play: <https://www.gosh.org/power-of-play>

Dinosaur colouring in online: <https://www.thecolor.com/Category/Coloring/Dinosaur.aspx>

Dinosaur puzzles: <https://www.thelearningapps.com/dino-puzzle-game-for-kids/>

Story Bot Songs: <https://www.youtube.com/watch?v=9EbfqQzdJOQ>

Reception Phonics: There are daily phonics sessions funded by the DfE for Reception at 10am on the following YouTube channel:



https://www.youtube.com/channel/UCP_FbjYUP_UtldV2K_-niWw/videos