

EYFS Home Learning Timetable – Week starting 18.5.20

Monday

Literacy Clever Hands

Home learning focus:

To use a controlled movement

Today we are going to take part in Clever Hands activities. Ask your child if they can tell you what Clever Hands is and what it is for.

We do Clever Hands to build the strength and control in our fingers so we can do lots of different things with our hands.

If you have playdough, use this video as a warm up to the session: <https://www.youtube.com/watch?v=KSBO8N4ctJg>

You can find additional activities in our resource pack for this week on the home learning section of the website. Here you can also find recipes for making your own playdough.

Nursery Phonics – We are going to be thinking about sounds in this session. Ask your child if they can think of any sounds they like / don't like? Can they explain why?
E.g. I like the sounds of birds tweeting because I like animals and nature. I don't like the vacuum cleaner because it is too loud.

Reception Phonics – Recap your child's sounds and tricky words. Share some pictures (these can be found in the pack) and support your child to build the word with their sounds. Can they write the word themselves?
Can they think of a sentence with the word in it?

Related resources for this lesson can be found in the resources section of Foundation Stage home learning.

Maths Time

Home learning focus:

To talk about the daily routine

This week we are going to learn about time. We are going to start off today by talking about our daily routine. We understand that things are a bit different at the moment, so we are going to focus on the usual activities that we undertake in the **morning, afternoon, evening** and **night**. Support your child to explore and use the above vocabulary as well as **first, next** and **last**.

Can they name some activities that they do at each time of the day? Can they draw a picture of each of their activities?

Example of activities include: *wake up, breakfast, brush teeth, get dressed, learning, play, lunch time, games, TV, singing, dancing, dinner time, story, bath time, bed time, sleep.*

Related resources for this lesson can be found in the resources section of Foundation Stage home learning. Here you can also find a visual timetable that we use at school that you can recreate at home to support your home routine.

Foundation

Personal, Social and Emotional Development

Home learning focus:

To take turns

Today's session will be dedicated to turn-taking. Play a game with your child and support/encourage good turn-taking and continued engagement and focus when it is not their turn.

You can play board games, snakes and ladders, connect 4, matching games. If you do not have board games you can take turns with ball games, taking it in turns to throw a ball at a target, or seeing how many times you can bounce the ball before you drop it and then it is the next person's turn.

You can also share this story today. It is another adventure for Harry's dinosaurs! We will be exploring our favourite story on Thursday.

Harry and the Dinosaurs First Sleepover
<https://www.youtube.com/watch?v=QegqD7tTeZY>

Be sure to have a quick look at Thursday's sessions to ensure you are prepared! 😊

Tuesday

Literacy

Harry and the Bucketful of Dinosaurs

Home learning focus:

To retell a story

Today we will be sharing another story from our favourite dinosaurs – ‘Harry and the Dinosaurs at the Museum’.

You can find the video of the story here:

<https://www.youtube.com/watch?v=8DaHra2UmXc>

However if you have your own, please feel free to share that.

Throughout the story, pause for moments to ask questions:

- Have we been to a museum before?
- What else do you think might be at a museum?
- Have you ever been bored and acted silly?
- Have you heard of the Egyptians? Do you know what they were good at building?
- What can you do if you feel bored?
- What can you do if you get lost somewhere?

Talk about the key characters in the story (Harry, Nan, the dinosaurs etc.). With your child, can you draw the characters to make puppets? Use the puppets to retell the story. Encourage your child to talk about each event in the story.

Nursery – adult to scribe.

Nursery Phonics – Play follow the leader. Sit in a quiet area with your child. When you make a noise, can your child listen and copy it? *E.g. Pat your knees twice and your child copies it, clap your hands loudly, can they copy? Clap your hands quietly, can they copy?*

Reception Phonics – Recap your child’s sounds and tricky words. Play Tricky Word Trucks. You can practise with Phase 2, Phase 3 or Phase 2 and 3 together.

<https://new.phonicsplay.co.uk/resources/phase/2/tricky-word-trucks>

Support your child to build the tricky words with their yellow sound cards (Phase 2 – *the, to, l, no, go*). Can they copy the word? Once they have it written, can they cover it and have a go at writing it by themselves?

Related resources for this lesson can be found in the resources section of Foundation Stage home learning.

Maths

Time

Home learning focus:

To learn the days of the week

Can your child tell you about our Maths Meetings at school? We sing a song to help us with our days of the week. Ask your child to share it with you.

Here are the lyrics to use as a prompt if needed:

Monday, Tuesday, Wednesday, Thur-urs-day, Friday, Saturday, Sunday too.

1, 2, 3, 4, 5, 6, 7 days,

Each day different,

And every day new.

Can your child remember the signs to go with it?

Today we are going to make our very own days of the week spin wheel that your child can use to help them learn the days of the week. You can draw your own on plain paper, or if you are able to, you can print out a template from our online pack to go with the learning for this week on the resources section. Support your child to talk about **today, tomorrow** and **yesterday**.

Your child can colour in the sections for the days of the week. Our visual time table uses the following colours:

**Monday Tuesday Wednesday Thursday Friday
Saturday Sunday**

Related resources for this lesson can be found in the resources section of Foundation Stage home learning

Foundation

Understanding the World

Home learning focus:

To interact with age-appropriate software

Today we are going to be using technology to create our own dinosaur picture. Encourage your child to interact with the game to create their own dinosaur picture. Continue to support them as needed.

You can find the activity here:

<https://www.bbc.co.uk/cbeebies/makes/andys-prehistoric-adventures-make-a-picture>

Can they tell you what they are doing?

Can they talk about what each of the buttons does?

Can they correct themselves if they make a mistake?



You can also share this story today. It is another adventure for Harry’s dinosaurs! We will be exploring our favourite story on Thursday.

Harry and the Dinosaurs say ‘Raahh!’

<https://www.youtube.com/watch?v=eyTF2FyIP78>

Wednesday

Literacy

Harry and the Bucketful of Dinosaurs

Home learning focus:

To know you can get information from computers

Today we thought we would send you on your own adventure to the museum! Follow the hyperlink to take you on a virtual tour of the [Natural History Museum](#).

You can find a map of the museum on our resources pack. With your child, see if you can navigate your way around the museum. Support your child to explore the museum and encourage them to talk about what they can see.

What area do they like the most?

What is their favourite exhibit?

What do they find the most impressive?

Nursery Phonics – Today we are going to be focusing on careful listening to sounds. Share some music with your child and encourage them to tap along to the beat. Is it fast? Is it slow?

Reception Phonics – Recap your child's sounds and tricky words. Explain that there are words that we see lots in our reading and that we are going to practise reading them today. Click on the link to access the game.

<https://www.ictgames.com/mobilePage/dinosaurEggsHF/index.html>

Click on activity 2. (You can repeat activity 1 if needed)

Related resources for this lesson can be found in the resources section of Foundation Stage home learning.

Maths

Time

Home learning focus:

To learn and explore the seasons

Today we are going to be learning about the different seasons: Spring, Summer, Autumn and Winter. You can either download a PowerPoint from here: <https://www.twinkl.co.uk/resource/t-t-5234-seasons-video-powerpoint>

Or if you do not have access to the program you can watch the video here: <https://youtu.be/HcNI1A8uydQ>

Encourage your child to engage with the video/PowerPoint, ask them the questions and allow them time to answer.

Can they tell you which season we are currently in?

Which season would be next?

Which season have we just had?

Support your child to create the four different trees which symbolise each of the seasons, encouraging them to talk about why the trees look so different and what happens during each season.

Related resources for this lesson can be found in the resources section of Foundation Stage home learning.

Foundation

Understanding the World

Home learning focus:

To show care and concern for living things

Today is World Bee Day! It is a special day dedicated to spreading awareness of the importance of bees.

You can share this video with you child which will tell them about how bees help us and the problems that they face:

<https://www.youtube.com/watch?v=6CxCTyxRFh0>

Your child can use today to choose how they want to celebrate bees.

They can use their daily exercise to look out for bees and see if they can identify them using the chart in our resources pack.

They can make a poster to display in your window or to share on our school website.

They can make their own representation of a bee, using whatever you have to hand (*pencils, paper, pens, paint, junk modelling, chalk or even twigs and leaves you might find on your walks.*)



You can also share this story today. It is another adventure for Harry's dinosaurs! We will be exploring our favourite story on Thursday.

Harry and the Dinosaurs United

<https://www.youtube.com/watch?v=HJ2gbaPX390>

Thursday

Literacy

Harry and the Bucketful of Dinosaurs

Home learning focus:

To write / talk in simple sentences

Talk about the stories that have been shared about Harry and his Bucketful of dinosaurs. You can use the puppets to support recall of the different adventures that they have been on.

Can your child identify which one is their favourite story? Why? Support your child to talk in short simple sentences about their favourite story.

E.g. I like Harry and the Dinosaurs United because they did good teamwork.

Nursery – adult to scribe.

Reception – encourage your child to use their sounds to write in simple sentences.

If they are confident in their writing, can they add more details about their favourite part of the story?

Nursery Phonics – Today we are going to be exploring using our own voice to make the sounds of different things.

Encourage your child to use their voice to make the noise of a car / dog / train / bubbles underwater.

Can they make any other sounds with their voices?

Reception Phonics – This game is called Tell a T-Rex. Support your child in reading the simple question and answering yes or no.

<http://www.ictgames.com/mobilePage/tellATRex/index.html>

Click on the CVCC CCVC activity.

Related resources for this lesson can be found in the resources section of Foundation Stage home learning.

Maths

Time

Home learning focus:

To measure time in simple ways

Today we are going to move onto measuring time on a smaller scale, so you are going to need a timer/stopwatch! If you don't have one, then you can use the clock app on your mobile phone and you can find a timer/stopwatch on there.

The activities your child will undertake today will help them to develop a concept about how time works.

1. How many jumps/hops/skips can you do in 15 seconds?
2. How many jumps/hops/skips can you do in 30 seconds?
3. How many jumps/hops/skips can you do in 1minute?

Talk about how they can do more because there is more time, they have longer to do it in.

4. Time how quickly they can get dressed. Can they beat that time?
5. How long does it take them to tidy up? Wouldn't it be great if they could beat that time?!
6. How many times can they write their name in one minute? Can they practise it and get even quicker?

Foundation

Expressive Arts and Design

Home learning focus:

To explore materials and techniques

Today we are going to be making our very own dinosaur fossils!

You can share this short video which explains what a fossil is: <https://www.youtube.com/watch?v=3rkGu0BItKM>

There are two ways in which you can do this (and possibly many more online!). One of the ways is a challenge fossil – where you prepare it beforehand for your child to investigate.

Another way is to make them together. Or you can do both!



Please look on our resources pack for this week to find the instructions for both fossil activities.

You can also share this story today. It is another adventure for Harry's dinosaurs!

Harry and the Dinosaurs Make a Splash
<https://www.youtube.com/watch?v=cYv5-O8hLE&t=1s>

Friday

Literacy Reading

Home learning focus:

To blend phonemes to read / To share stories with interest

Nursery – Share a story with your child. Ask them to tell you what they think might happen next and why? Can they identify the main character? Ask them to identify something in the picture. Can they tell you what happened in the story when it is finished? What was their favourite part?

Reception – During this session you can use your child's reading book from school or find a new one using the following link:
<https://www.oxfordowl.co.uk/for-school/oxford-owl-ebook-collection>

Please ensure that you stay within their current book band so that they can build their confidence in reading to you. You can ask the key questions from above.

Nursery and Reception – you can find additional stories read by some famous faces here:
<https://www.bbc.co.uk/iplayer/episodes/b00jdlm2/cbeebies-bedtime-stories>

Nursery Phonics – Today we are going to play a rhyming game.
<https://www.roythezebra.com/reading-games/words-that-rhyme-with-at.html>

Let your child click on the apples and read them out to them. Can your child identify if they rhyme?

Reception Phonics – Phonics Bingo!

You can download the sheet, find it in our resources pack and copy the words to make your own bingo sheets for everyone to join in with this game. Support your child to use their sounds to blend to read the words. Have they got it on their sheet?

<http://www.ictgames.com/mobilePage/bingoOriginal/index.html>

Click on Game 2.

If your child is confident with this, you can try Game 6.

Maths Challenge Day

We have decided to dedicate today to a 'Challenge Day'.

In the EYFS learning pack on the resources tab of the home learning section, you can find a set of challenge cards. Alternatively, you can find them on the video link here:
<https://youtu.be/aG0aWFmjDZs>

Read the challenges to your child, can they solve them? Time how long it takes for your child to complete the challenges. Can they do it even faster?

Related resources for this lesson can be found in the resources section of Foundation Stage home learning.

Foundation


Understanding the World

Home learning focus:

To show care and concern for living things

Today is World Turtle Day! It is a special day dedicated to learning about sea turtles and how we can help them as their biggest problem right now is all the plastic that makes its way into the ocean. You can find out about sea turtles in this short video clip:

<https://www.youtube.com/watch?v=E1ffdbFZMPQ>



Today is also Elmer Day!

If you'd like, you can join in the fun from home. There are also some activities that you can take part in if you so wish:

<https://www.elmer.co.uk/elm-er-day/>

We thought it would be fun to mash up the two special days, so today's challenge is to create your very own colourful turtle.

It is up to you and your child how you would like to complete this. You can use chalks, paints, materials, junk modelling, technology etc.

We can't wait to see what you come up with!

Here is an example of a model turtle:

<https://www.youtube.com/watch?v=J8OEIS7y3kk>

Other activities for the week

For more exciting activities to complete this week visit <https://www.gosh.org/power-of-play>

You could revisit our dino dances :

Do the Dino - <https://www.dailymotion.com/video/x5xivrz>

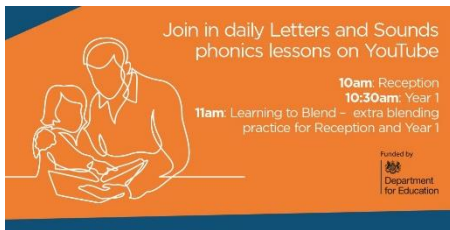
14 minutes long

The Dinosaur Dance - <https://www.youtube.com/watch?v=58E4Q91uRKE>

Just under 2 minutes long

Revisit the shape song: <https://www.youtube.com/watch?v=pfRuLS-Vnjs>

Reception Phonics: There are daily phonics sessions funded by the DfE for Reception at 10am on the following YouTube channel:



https://www.youtube.com/channel/UCP_FbjYUP_UtldV2K_-niWw/videos


Make your own volcano!



You can find the instructions for this activity in the home learning pack for this week.



Fizzy Dinosaur Eggs! - <https://www.pre-kpages.com/dinosaur-eggs-fizzy-science-experiment/>



You could also make your very own dinosaur world!