

Year 1 Weekly Home Learning Timetable 6/7/20

Monday

English

To be able to identify 'doing words', or verbs, in sentences and use them in your own writing.



A verb is also known as a 'doing word'. Verbs describe an action, state or occurrence.

Watch the short video to find out more.

Equipment needed: You will need a piece of paper and a pencil.



This lesson includes:

- A video about verbs
- Three activities to do at home

Please click on the link to access your learning:

<https://www.bbc.co.uk/bitesize/articles/z3y9vwx>

Maths

Learn how to count from 1 to 100 using a number grid.

Here is a 100 square.

You can use it to count from 1 to 100.

1	2	3	4	5	6	7	8	9	10
11	12	13	14	15	16	17	18	19	20
21	22	23	24	25	26	27	28	29	30
31	32	33	34	35	36	37	38	39	40
41	42	43	44	45	46	47	48	49	50
51	52	53	54	55	56	57	58	59	60
61	62	63	64	65	66	67	68	69	70
71	72	73	74	75	76	77	78	79	80
81	82	83	84	85	86	87	88	89	90
91	92	93	94	95	96	97	98	99	100

Let's use the 100 square to help us count.

If it's useful, you can trace your finger along each square as you count up.

You can use the 100 square to count back, as well as count up.

Equipment needed:



1	2	3	4	5	6	7	8	9	10
11	12	13	14	15	16	17	18	19	20
21	22	23	24	25	26	27	28	29	30
31	32	33	34	35	36	37	38	39	40
41	42	43	44	45	46	47	48	49	50
51	52	53	54	55	56	57	58	59	60
61	62	63	64	65	66	67	68	69	70
71	72	73	74	75	76	77	78	79	80
81	82	83	84	85	86	87	88	89	90
91	92	93	94	95	96	97	98	99	100

This lesson includes:

- One video
- Three activities
- Free Twinkl work sheets

Please click on the link to access your learning:

<https://www.bbc.co.uk/bitesize/articles/z2xfxbk>

Topic

Design and Technology/Science: Learn the basics of food and nutrition.



The Eatwell Guide is the UK government's healthy eating model.

It is divided into **five sections** - these sections show how much food from each **food group** is needed to have a well-balanced, healthy diet.

The following video talks about each of these groups in a bit more detail.

Equipment needed:



This lesson includes:

- Two video clips demonstrating the food groups and tips for healthy eating
- Two activities to try at home

There is a print out to use at the end of this planning.

Please click on the link to access your learning:

<https://www.bbc.co.uk/bitesize/articles/z7yb42p>

Tuesday

English

To understand what comprehension is and be able to write sentences and answer questions based on what text you've read.



Having good comprehension means to be able to understand something.

When you're reading a piece of text you need to use your comprehension skills in order to understand what is happening.

Watch the short video to find out more.

Equipment needed: You will need a piece of paper and a pencil.



This lesson includes:

- A video about comprehension
- Three activities to do at home
- A comprehension sheet for The Three Billy Goats Gruff

Please click on the link to access your learning:

<https://www.bbc.co.uk/bitesize/>

Maths

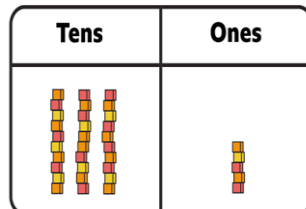
Learn how to partition numbers into tens and ones using a place value chart and a part-whole model.

First, watch this video below from **BBC Bitesize** for a reminder about tens and ones.

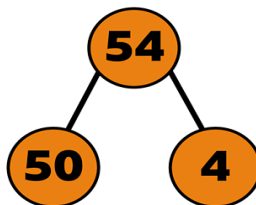
Here are some numbers under 100. Can you partition them into tens and ones?

43, 61, 89, 35

Let's see how many tens and ones are in each number. We can use a place value chart to help us.



You can also use a **part-whole diagram** to show the tens and ones in each number.




Equipment needed:



1	2	3	4	5	6	7	8	9	10
11	12	13	14	15	16	17	18	19	20
21	22	23	24	25	26	27	28	29	30
31	32	33	34	35	36	37	38	39	40
41	42	43	44	45	46	47	48	49	50
51	52	53	54	55	56	57	58	59	60
61	62	63	64	65	66	67	68	69	70
71	72	73	74	75	76	77	78	79	80
81	82	83	84	85	86	87	88	89	90
91	92	93	94	95	96	97	98	99	100

Topic

French: Learn the basics of talking about food and drink in French.



In this lesson your child can learn French words for different foods and be able to say what they like and don't like.

Equipment needed:



This lesson includes:

- One short film demonstrating how to talk about food and drink
- Two activities to try at home
- A link to a free Twinkl worksheet

Please click on the link to access your learning:

<https://www.bbc.co.uk/bitesize/articles/zqhb4j>

[articles/z942kty](#)

This lesson includes:


- One video
- Three activities
- Free Twinkl work sheets

Please click on the link to access your learning:

<https://www.bbc.co.uk/bitesize/articles/zncq4xs>

Wednesday

English Phonics



Learn the different ways to read and spell the same sound.

This week your child can learn the different ways to use the ue, ew and u_e sounds. Please help your child to read and/or write different words with these sounds in them.

Please see the worksheet at the end of this planning.

Equipment needed: You will need a piece of paper and a pencil.



This lesson includes:

- A video to watch
- A game to play
- A writing opportunity

Please click on the link to access your learning:

<https://www.youtube.com/watch?v=spiH4piN3yc>

<https://www.ictgames.com/mobilePage/bingoOriginal/index.html>

Maths



Learn to compare different numbers of objects to 100

In this lesson you will learn to compare different numbers of objects to 100 using the less than (<) and more than (>) signs.

In this lesson we will compare different numbers using **counting**. You will use a **number line** to help your thinking.

A number that comes first on the number line is smaller than the numbers that come after.

Equipment needed:



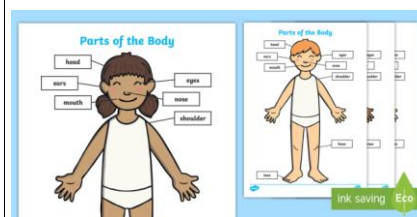
This lesson includes:

- Two videos
- Two activities
- A link to a free work sheet

Please click on the link to access your learning

<https://www.bbc.co.uk/bitesize/articles/zwbwr2p>

Topic Science: Parts of the body and senses



In this lesson your child can learn more about the 5 senses and the different parts of the body

Equipment needed:



This lesson includes:

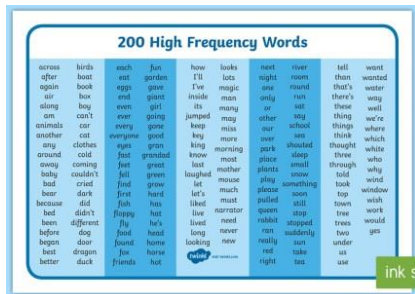
- Eight videos about your body and senses
- Four activities to enhance your learning
- Two Twinkl print outs about the parts of the body and the senses

Please click on the link to access your learning:

<https://www.bbc.co.uk/bitesize/articles/z8xjr2p>

English

To practise sight words and understand how to identify and write questions correctly.



Sight words are also known as high-frequency words. They are words that appear a lot in writing so it is important to be able to use them. For example, school, two and want are all sight words.

There is a list of sight words to print out at the end of this planning.

Question sentences are easy to spot because they end with a question mark.

Questions can often start with words like **Who, What, Where, When and Why.**

Equipment needed:



This lesson includes:

- An introduction to questions
- A game on sight words
- Three activities to do at home

Please click on the link to access your learning:

<https://www.bbc.co.uk/bitesize/articles/zkg6wnb>

Maths



Learn to compare different numbers to 100.

In this lesson you will learn to compare different numbers to 100 using the less than (<) and more than (>) signs. In this lesson we will revise the less than (<) and more than (>) signs and think about how to remember which is which.

You will learn to compare numbers by thinking about the tens first, then the ones if we need to. We will use a 100 square to help our thinking.

Equipment needed:



1	2	3	4	5	6	7	8	9	10
11	12	13	14	15	16	17	18	19	20
21	22	23	24	25	26	27	28	29	30
31	32	33	34	35	36	37	38	39	40
41	42	43	44	45	46	47	48	49	50
51	52	53	54	55	56	57	58	59	60
61	62	63	64	65	66	67	68	69	70
71	72	73	74	75	76	77	78	79	80
81	82	83	84	85	86	87	88	89	90
91	92	93	94	95	96	97	98	99	100

This lesson includes:


- Two videos
- Two activities
- A link to a free work sheet

Please click on the link to access your learning:

<https://www.bbc.co.uk/bitesize/articles/z3cm8hv>

Art

Repeat pattern making



When thinking about **shape** in your designs, don't just think about the shape of the end product.

Shapes can be used **decoratively** for a lot of products too.

Tessellation is when shapes fit together in a pattern with no gaps or overlaps.

The following short film gives an explanation of tessellation and shows it working, or not working, with different shapes.

Equipment needed:

Colouring pencils, pens or paint.



This lesson includes:

- Two video clips demonstrating tessellation and screen printing

- Two activities to try at home
- A free Twinkl print out about tessellation

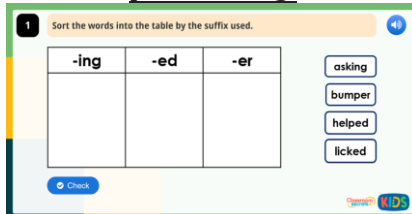
Please click on the link to access your learning

<https://www.bbc.co.uk/bitesize/articles/z47dqp3>

Friday

English

To understand what suffixes are, be able to identify them in words and start using them in your writing.



A suffix is a letter or group of letters that goes on the end of a word and changes the word's meaning.

Sometimes they also change the original word's spelling. When adding a suffix, you might have to double the last letter. For example, when adding **ed** to drop you also double the p so it becomes dropped.

Some suffixes have specific uses. For example:

Adding **ing** can change a noun into a verb, like garden to gardening.

Using the suffix **ed** can turn a verb to the past tense, like jump becomes jumped.

Watch the video to find out more.

Equipment needed:



This lesson includes:

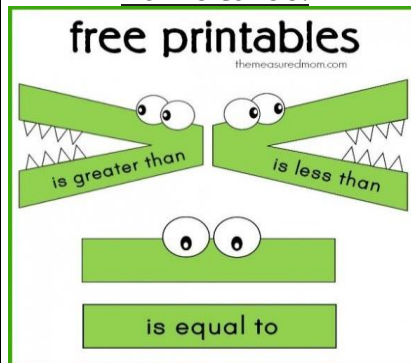
- A video explaining suffixes
- Three activities to do at home

Please click on the link to access your learning:

<https://www.bbc.co.uk/bitesize/articles/z66nv82>

Maths

Learn how to order numbers from 0 to 100.



The aim of this lesson is to show you how to order numbers from smallest to largest and largest to smallest.

Throughout the video, there are a number of questions for you to answer. You will need to pause the video at these points and allow time to answer.

Equipment needed:



1	2	3	4	5	6	7	8	9	10
11	12	13	14	15	16	17	18	19	20
21	22	23	24	25	26	27	28	29	30
31	32	33	34	35	36	37	38	39	40
41	42	43	44	45	46	47	48	49	50
51	52	53	54	55	56	57	58	59	60
61	62	63	64	65	66	67	68	69	70
71	72	73	74	75	76	77	78	79	80
81	82	83	84	85	86	87	88	89	90
91	92	93	94	95	96	97	98	99	100

This lesson includes:

- One video
- Two activities
- A link to a free work sheet

Please click on the link to access your learning

<https://www.bbc.co.uk/bitesize/articles/z7m8bqt>

Geography

Cities, towns and villages



Learn about different types of settlements - cities, towns and villages.

Humans have built many different kinds of **settlements**.

Watch this short film to find out more about what a settlement is.

You can go on a field trip to explore your local area as an outdoor learning experience.

Equipment needed:



This lesson includes:

- One short film about cities, towns and villages
- A list of key words to help describe settlements
- Three activities to help build knowledge
- A free Twinkl print out to help exploring your local area

Please click on the link to access your learning

<https://www.bbc.co.uk/bitesize/articles/zy2hqfr>

Other activities for the week



Reading: You can read free e-books with your child using Oxford Owls website. You do need to register, but it is free.

<https://home.oxfordowl.co.uk/books/free-ebooks/>

Reading Challenge

How many books can you read in a week?

Email your teacher on Friday with the number of books you have read this week and find out if you were the class winner!



PE: Your child may like to join in with Cosmic Yoga.

<https://www.cosmickids.com/>

Mindfulness: There are a lot of Mindfulness activities over at cosmic kids.

<https://www.cosmickids.com/mindfulness-activities-kids/>

Well Being


Spread a smile around the world with secret message stones

<https://classroom.thenational.academy/lessons/the-world-around-us-secret-stones-primary>



Maths and English: There are many good games to play and learn from over at ICT Games.

<http://www.ictgames.com/>



Music: Learn about Body Percussion with Bitesize.

<https://www.bbc.co.uk/bitesize/articles/zb9djhv>

1	2	3	4	5	6	7	8	9	10
11	12	13	14	15	16	17	18	19	20
21	22	23	24	25	26	27	28	29	30
31	32	33	34	35	36	37	38	39	40
41	42	43	44	45	46	47	48	49	50
51	52	53	54	55	56	57	58	59	60
61	62	63	64	65	66	67	68	69	70
71	72	73	74	75	76	77	78	79	80
81	82	83	84	85	86	87	88	89	90
91	92	93	94	95	96	97	98	99	100

Number Line 0-10



Teacher Resources

Number Line 0-20



Teacher Resources

Phase 5

ew	ue	u-e

Put the words in the right column:

blue cute grew clue mule
blew glue tune new rescue

Write 3 sentences, each time use a different ew/ue/u-e

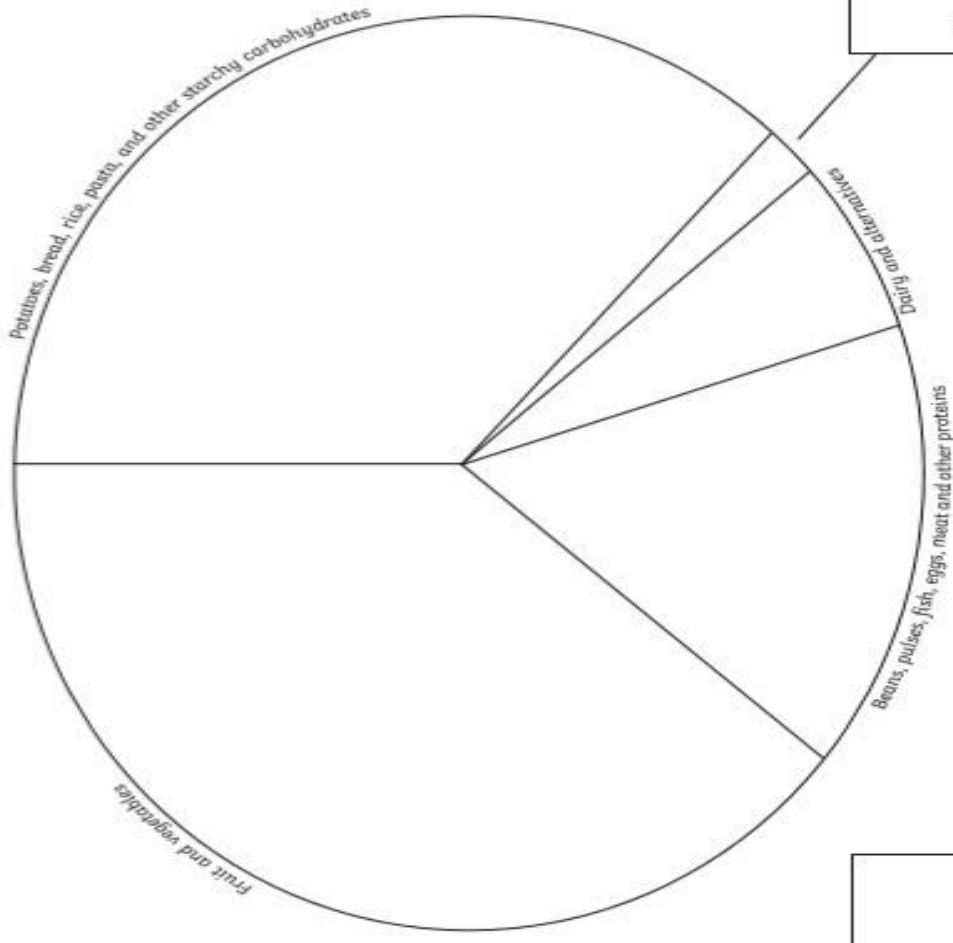
Year 1
common exception words

a	I	school
are	is	she
ask	love	so
be	me	some
by	my	the
come	no	there
do	of	they
friend	once	to
full	one	today
go	our	was
has	pull	we
he	push	were
here	put	where
his	said	you
house	says	your

Year 1
common exception words

a	I	school
are	is	she
ask	love	so
be	me	some
by	my	the
come	no	there
do	of	they
friend	once	to
full	one	today
go	our	was
has	pull	we
he	push	were
here	put	where
his	said	you
house	says	your

Healthy Eating Meal



High in fat, salt and sugar

Oils and spreads

