

## Monday

### English Funnybones



Home learning focus:

To be able to match characters to what they said and retell the events of a story.

**Equipment needed:** You will need a piece of paper and a pencil.



This lesson includes:

- Two video clips of the story FunnyBones.
- A matching activity to help comprehension.
- Sequencing words such as 'first' and 'finally'.
- The opportunity for self-assessment.

Please click on the link to access your learning:

<https://www.bbc.co.uk/bitesize/articles/z6djqp3>

### Maths

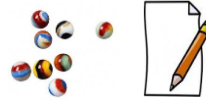
#### To order numbers



Home learning focus

To be able to order numbers to 50 in ascending and descending order.

**Equipment needed:** You will need a piece of paper and a pencil. Groups of objects such as straws, marbles or pencils.



This lesson includes:

- Two videos on ordering numbers.
- Two activity sheets.

Please click on the link to access your learning:

<https://www.bbc.co.uk/bitesize/articles/zr6q7nb>

### Topic

#### What is Australia like?



Home learning focus

To learn different facts about the continent of Australia.

**Equipment needed:** You will need a piece of paper and a pencil.



This lesson includes:

- Introductory quiz
- Facts about Australia such as population, currency and animals that live there.
- An exit quiz.

Please click on the link to access your learning:

<https://www.thenational.academy/year-1/foundation/what-is-australia-like-year-1-wk2-1>

## Tuesday

## English

### St. George and the Dragon



Home learning focus:

To be able to remember key characters and events of a story.

**Equipment needed:** You will need a piece of paper and a pencil.



This lesson includes:

- A focus on different characters in the story.
- Lists of people / events.
- The opportunity for self-assessment.

Please click on the link to access your learning:

<https://www.thenational.academy/year-1/english/saint-george-and-the-dragon-year-1-wk3-1>

## Maths

### To use number bonds



Home learning focus:

To find different ways of making number bonds of 10 and 20.

**Equipment needed:** You will need some paper, a pencil and a number line.



This lesson includes:

- A learning summary.
- Two videos explaining number bonds.
- Three activities to complete.

Please click on the link to access your learning:

<https://www.bbc.co.uk/bitesize/articles/zh8m6v4>

## Spanish

### Introducing yourself in Spanish



Home learning focus:

To learn how to introduce yourself in Spanish

**Equipment needed:** You will need a piece of paper and a pencil.



This lesson includes:

- An introductory quiz.
- Re-cap on how to say the alphabet and numbers in Spanish.
- How to greet people in Spanish.
- How to introduce yourselves in Spanish.

Please click on the link to access your learning:

<https://www.thenational.academy/year-1/foundation/introducing-yourself-in-spanish-year-1-wk2-2>

## Wednesday

### English

#### St. George and the Dragon




Home learning focus:

To commit a story to memory.

**Equipment needed:** You will need a piece of paper, a pencil and some colouring pencils / pens.

### Maths

#### Number facts



Home learning focus

To find out about the connection between addition and subtraction.

**Equipment needed:** A piece of paper, a pencil and a number line.

### Art

#### Textures in Art



Home learning focus:

To learn about the artist Max Ernst and an artistic technique called frottage.



This lesson includes:

- A breakdown of the story of George and the Dragon.
- The opportunity to re-tell the story.
- The opportunity for self-assessment.

Please click on the link to access your learning:

<https://www.thenational.academy/year-1/english/to-commit-a-story-to-memory-year-1-wk3-2>



This lesson includes:

- Two videos to help explain the connection between addition and subtraction.
- Three activities to complete.

Please click on the link to access your learning:

<https://www.bbc.co.uk/bitesize/articles/zkd98xs>

**Equipment needed:** You will need a pencil and some paper.



This lesson includes:

- Instructions for the task.
- Introduction to today's artist.
- Star words.
- Adjectives describing different textures.

Please click on the link to access your learning:

<https://www.thenational.academy/year-1/foundation/to-go-on-a-texture-treasure-hunt-year-1-wk2-5#slide-1>

## Thursday

### English St. George and the Dragon



Home learning focus:

To describe a character's appearance using various adjectives.

**Equipment needed:** You will need a piece of plain paper, a pencil and some colouring pens / pencils.




This lesson includes:

- An opportunity to discuss various adjectives and nouns.
- The chance to label an object.
- The opportunity for self-assessment.

Please click on the link to access your learning:

<https://www.thenational.academy/year-1/english/to-describe-a->

### Maths Addition



Home learning focus:

To revise how to add two numbers together.

**Equipment needed:** You will need a piece of paper, a pencil and a number line.



This lesson includes:

- A learning summary.
- A video to explain addition.
- Three activities to complete.

Please click on the link to access your learning:

<https://www.bbc.co.uk/bitesize/articles/zvk7mfr>

### Geography

#### What is Africa like?



Home learning focus:

To learn different facts about the continent of Africa.

**Equipment needed:** You will need some paper and a pencil.



This lesson includes:

- Retrieval practice – quiz
- Various facts about Africa including population, size and what food is grown there.
- Exit quiz.

Please click on the link to access your learning:

[characters-appearance-year-1-wk3-3](https://www.thenational.academy/year-1/foundation/what-is-africa-like-year-1-wk2-4#slide-1)

<https://www.thenational.academy/year-1/foundation/what-is-africa-like-year-1-wk2-4#slide-1>

## Friday

### English Phonics



Home learning focus:

To refresh phonics knowledge and use this to write unfamiliar words in sentences.

**Equipment needed:** You will need a piece of paper and a pencil.



This lesson includes:


- A refresher of the different phonics sounds.
- The opportunity to sound out unfamiliar words and apply phonic knowledge.

Please click on the link to access your learning:

<https://www.bbc.co.uk/bitesize/articles/zvgj7nb>

Don't forget you can also share your beautiful work with your class teacher by emailing them at school!

### Maths Maths challenge



Home learning focus:

To solve practical problems.

**Equipment needed:** You will need a piece of paper, a pencil and some objects to count such as marbles or straws.



This lesson includes:

- Two challenges.
- Different uses of mathematical language.

Please click on the link to access your learning:

<https://www.bbc.co.uk/bitesize/articles/zhmbrj6>

Don't forget you can also share your beautiful work with your class teacher by emailing them at school!

### Science Weather



Home learning focus:

To understand how the weather changes across the seasons.

**Equipment needed:** You will need a piece of paper, a pencil and your weather drawing from last week.



This lesson includes:

- An introductory quiz.
- A look at what scientists do.
- An explanation how the weather changes across the seasons.
- A look at different types of weather.
- An exit quiz.

Please click on the link to access your learning:

<https://www.thenational.academy/year-1/foundation/how-does-the-weather-change-across-the-seasons-year-1-wk2-3#slide-1>


Don't forget you can also share your beautiful work with your class teacher by emailing them at school!

## Other activities for the week

**Here are some other ideas for the week:**

## Mindfulness:

It is more important than ever for children and adults alike to take the time to control our emotions and focus our attention. The Cosmic Kids website has a huge bank of children's Yoga videos all based around favorite children's stories such as 'We're Going on a Bear Hunt' and 'Alice in Wonderland'.



<https://www.youtube.com/user/CosmicKidsYoga>

## P.E:

Get your child's day off to a great start by joining in with Joe Wickes' daily P.E sessions. They start at 9am every morning and are sure to wake your child up!



<https://www.youtube.com/user/thebodycoach1>

## Art

Create your very own colourful jellyfish that you can hang from the ceiling or in your windows so passersby can marvel at your aquatic masterpieces! You just need a paper plate, some paint and some colourful string.





### Maths:

When you're out for your walk try collecting a variety of shells which, when washed, you can turn into a fun maths game. Simply write different numbers on the underside of the shell, turn them over and try to match the numbers. This could be done with the digit (10) and word (ten), or by adding the two numbers up to make number bonds of 10, 20 and beyond!



### Phonics:

Instead of recycling any empty plastic bottles you have why not turn them into a fun Phonics bowling game? Simply choose the sound you want to focus on, for example 'ai' and tape different words with this sound in to each bottle. Set them up like bowling pins and roll a pair of balled up socks at them. Any bottle you knock over you have to read the attached to it and for every one you get right you get a point. This could be used for tricky words too!



### Makaton signing:

Why not learn how to sign some of your favorite songs and nursery rhymes? The YouTube channel 'Singing Hands' has a variety of different songs that you can use in order to learn how to sign the lyrics. There are also various Makaton signed stories available which you could learn to sign along to!



<https://www.youtube.com/user/SingingHandsUK>

## Weekly Home Learning Timetable