


Monday  
Maths

English

To write sentences



Home learning focus

In this lesson we will focus on our sentence writing.

You will need: You will need a piece of paper and a pencil.



This lesson includes:

- One video
- One activity

<https://www.youtube.com/watch?v=tChuU2owaOI>

After watching the video. Can you write 4 sentences about Bob – What do we know? What is he like? What does he do?

To count in 2's from 0- 50



Home learning focus

This week will be looking at counting in 2's 5's, 3's and learning about arrays and grouping.

Equipment needed: You will need a piece of paper and a pencil.



This lesson includes:

- one video
- three activities

Please click on the link to access your learning:

<https://www.bbc.co.uk/bitesize/articles/z693rj6>

Geography

Where are the world's oceans?



Home learning focus

Today, we will be learning about the 5 oceans on our earth and the location of them in relation to the 7 continents. We will be looking at which continents surround the oceans. We will then compare the difference between an ocean and a sea.

You will need: You will need a piece of paper and a pencil.



This lesson includes:

- Recap the 7 continents
- Locations of the oceans
- What is a map?
- Size of the sea
- Compare a sea to an ocean


Please click on the link to access your learning:

<https://classroom.thenational.academy/lessons/where-are-the-worlds-oceans-chk3jc?activity=video&step=2>

Tuesday

English

To use commas in lists



Home learning focus

In this lesson we will learn about how to use commas in lists. You will have already done this in class. What will Bob take with him onto the moon?

You will need: You will need a piece of paper and a pencil.



This lesson includes:

- Two videos
- One activity

Watch this video about how to write a list using commas.

<https://www.youtube.com/watch?v=mzxIBb1F4w>

Re-watch the story of Bob.

<https://www.youtube.com/watch?v=Rt5zQ1UO6rE>

Can you write sentences about what Bob takes with him using commas in the list?

Maths

To learn how to count in 5's from 0 to 50



Home learning focus

In this lesson we will learn how to count in steps of 5.

Equipment needed: You will need A piece of paper and a pencil.



This lesson includes:

- One video
- three activities

Please click on the link to access your learning:

<https://www.bbc.co.uk/bitesize/articles/zkvhscw>

PSHCE

Looking after our environment.



Home learning focus

In this lesson we will learn how we could look after our environment.

Equipment needed: You will need a piece of paper and colouring pencils.



Can you go on a learning walk (if you are walking a pet) with your adult and look at the environment? What do you see? How could we look after our environment more?

If not please use these links:

<https://www.bbc.co.uk/cbbc/findoutmore/help-me-out-going-green>

<https://youtu.be/s39DjCdseAA>

Can you please create a poster to show different ways we could look after our environment?

Wednesday

English

To use adjectives



Home learning focus

This lesson we will be focussing on using adjectives effectively.

This lesson includes:

Maths

To learn some different methods for counting up and down by 3.

Music

To learn about pulse



Home learning focus

In this lesson we will be learning about pulse, how to find it and how to move our body in time to the beat.

- one video
- one activity

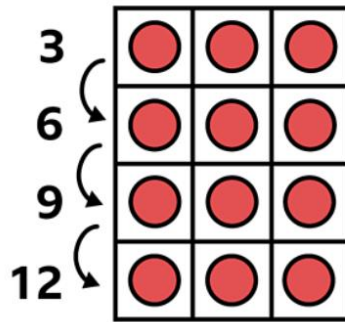
You will need: You will need a piece of paper and a pencil.



<https://www.youtube.com/watch?v=-NjXbgvrVIM>

Watch this video and remind yourself all about adjectives. What do they do? What do we use them for? They describe nouns and make our writing more interesting. You will have used these before in your classes.

Can you describe this rocket from Bob man on the moon?



Home learning focus:

In this lesson, we will be using our counting knowledge to count on in steps of 3.

Equipment needed: You will need a pencil and piece of paper



This lesson includes:

- a catch-up quiz
- one learning summary
- one interactive activity

Please click on the link to access your learning:

<https://www.bbc.co.uk/bitesize/articles/zbp43j6>

This lesson includes:


- One video

Please click on the link to access your learning:

<https://classroom.thenational.academy/lessons/understanding-pulse-cdk38c>

### English

To use speaking and listening



Home learning focus

In this lesson you will be thinking about your speaking and listening.

Equipment needed:

You and an adult or older sibling.

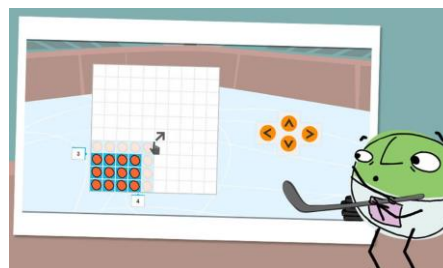
This lesson includes:

- One activity

### Thursday

### Maths

To understand what an array is.



Home learning focus

In this lesson, you will learn how to make arrays by making equal groups and building them into columns or rows.

Equipment needed: You will need a pencil and a piece of paper.

### Science

What shall I do with my rubbish?



Home learning focus

In this lesson, we will be thinking about what we do with our rubbish, how we recycle things and why we need to recycle.

Equipment needed: You will need a pencil, colouring pencils/pens and a piece of paper.

This lesson includes:

- One video


- One video

Re-watch the story of Bob.

<https://www.youtube.com/watch?v=Rt5zQ1UO6rE>

After watching the video of the story. Imagine Bob having a conversation with an alien – should he ever realise they are there on his moon! What would he ask? What would he say?

With your adult or older sibling. Can you role play having this conversation.



This lesson includes:

- one video
- three activities

Please click on the link to access your learning:

<https://www.bbc.co.uk/bitesize/articles/znwwg7h>

- One activity

Please click on the link to access your learning video.


<https://www.bbc.co.uk/bitesize/clips/z9p9j6f>

Can you design a poster to encourage people to recycle their rubbish? Telling people what recycling is and why people need to recycle.

## Friday

### English

#### To write a narrative



Home learning focus

In this lesson you will focus on your own narrative writing. What will happen on the next day for Bob?

You will need: You will need a piece of paper and a pencil.



This lesson includes:

- One video
- One writing activity

Remind yourself of the story:


<https://www.youtube.com/watch?v=Rt5zQ1UO6rE>

What would the next day look like for Bob? What would he do? Would he meet the aliens?

Can you write the next day for Bob? Think about what he has for breakfast, think about his routine that we know already.

### Maths

#### To learn how to describe arrays



Home learning focus:

In this lesson, we will Learn how to use an array to see the commutativity of multiplication facts (for example  $3 \times 5$  is the same as  $5 \times 3$ ).

Equipment needed: You will need a piece of paper and a pencil.



This lesson includes:

- one video
- three activities

Please click on the link to access your learning:

<https://www.bbc.co.uk/bitesize/articles/zf8jyv>

### History

#### To know who Boudicca was



Home learning focus

To find out and know who Boudicca is.

You will need: You will need a piece of paper and a pencil.



This lesson includes:

- One video
- One activity

<https://www.bbc.co.uk/bitesize/topics/zkrkscw/articles/zhn6cqt>

Other fun activities for the week...




## Well Being

We are all different and we all have lots of wonderful things about us that make us special and lovable. How many things can you think of that you love about yourself? What makes you special and unique?

### Things I Like About Me

Mirror, mirror on the wall, who's the nicest child of all?

Can you write or draw as many things as you can that you like about yourself. For example, you might write: I like my hair, or I like my brown eyes, or I am funny.



## Meditation for Kids

There are some fantastic mindfulness resources for kids on insight timer- you can get the app on your phone or log into the website for short meditations designed especially for children. Taking a few minutes for notice our breath and the feelings in our body is proven to help children (and adults) with identifying and managing their emotions and is a great skill to combat anxiety as well as improving concentration!

<https://insighttimer.com/meditation-topics/children>



### My Favourite Story

### Makaton signing:

Why not learn how to sign the alphabet using Makaton. Below is a sheet on how to sign each letter and you can click this [link](#) for a video to watch to help you learn. You could then spell different words to a partner and see if they can work out what you are saying!

## Finger Spelling Chart



### Home learning focus:

To talk about your favourite story and explain why you like it using words like **'because'** and **'when'**.

This lesson includes: