


Monday

English

To retrieve information.



Home learning focus

In this lesson, we are going to be retrieving information from Chapter 3 of The Firework Maker's Daughter. We will be reading pages 45-49.

Equipment needed: You will need a piece of paper and a pencil.



This lesson includes:

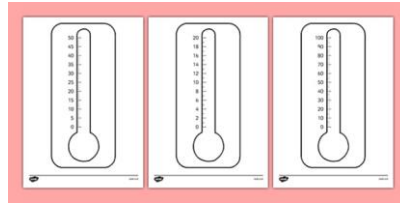
- Spelling quiz
- Reading Skill of the day.
- Read the text.
- Answer retrieval questions.
- Check and Edit

Please click on the link to access your learning:

<https://www.thenational.academy/year-2/english/the-firework-makers-daughter-to-retrieve-information-year-2-wk6-1>

Maths

To be able to read the temperature on a thermometer.



Home learning focus

This week will be starting a new unit called Capacity: measure and volume. In today's lesson we will be learning how to read the temperature on a thermometer.

Equipment needed: You will need a piece of paper and a pencil.



This lesson includes:

- Quiz
- Star Words
- What do we know about temperature?
- Talk Task
- Using a thermometer
- Independent task and review answers
- Final quiz

Please click on the link to access your learning:

<https://www.thenational.academy/year-2/maths/to-be-able-to-read-the-temperature-on-a-thermometer-year-2-wk6-1>

Today is World Ocean Day

<https://worldoceanday.school/resources-2020/>



The above website offers lots of different other links with ideas and activities that you may enjoy. Have a look.

Possible ideas

Design a poster – to advertise how we can help protect our oceans.

Create an information fact-file about one particular species that really interests you. What can you find out about them?


Look at google Earth and identify as many oceans and seas as you can. How much of the Earth is covered in seas/oceans?

<https://encounteredu.com/teacher-resources/oceans-for-beginners-x-curric-5-7-lesson-1-our-wonderful-oceans>

Tuesday

English

The Firework Maker's Daughter:
To retrieve information.



Home learning focus:

In this lesson, we are going to be retrieving information from Chapter Three of The Firework Maker's Daughter. We will be reading pages 50-54. You will need a piece of paper and a pencil.

Equipment needed: You will need a piece of paper and a pencil.



This lesson includes

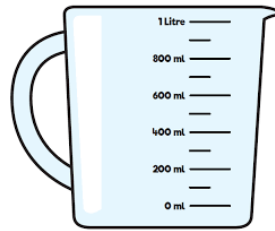
- Spelling
- Reading skills of the day
- Read text
- Answer retrieval questions

Please click on the link to access your learning:

<https://www.thenational.academy/year-2/english/the-firework-makers-daughter-to-retrieve-information-year-2-wk6-2>

Maths

To estimate and measure in liters.



Home learning focus

In this lesson we will estimate and measure in litres.

Equipment needed: You will need A piece of paper and a pencil.



This lesson includes:

- Quiz – to test your knowledge
- Star Words
- Capacity and volume.
- Talk Task
- Measuring volume
- Independent task and review answers
- Final quiz to see what you have remembered

Please click on the link to access your learning:

<https://www.thenational.academy/year-2/maths/to-estimate-and-measure-in-litres-year-2-wk6-2>

History

Today marks 150 years of the passing of Charles Dickens.



<https://www.youtube.com/watch?v=unKuZ2wINdw>

Who was Charles Dickens?

Can you find out what famous stories he wrote?

Can you find out the link between Charles Dickens and the town Broadstairs?

Here are some other links that may be of use.


<https://dickensmuseum.com/>
<https://charlesdickensbirthplace.co.uk/get-involved/activities/>
<https://www.english-heritage.org.uk/learn/teaching-resources/>

We have attached a fact file sheet at the bottom of the planning should you wish to use this.

Wednesday

English

The Firework Maker's Daughter:
To identify syllables.



Home learning focus:


In this lesson, we will be learning how to identify syllables in words and sentences. We will be using the clapping method to do this.

Equipment needed: You will need a piece of paper and a pencil.



Maths

To solve word problems that involve liters.



Home learning focus:

In this lesson, we will be solving word problems that involve litres.

Equipment needed: You will need a pencil, piece of paper, a measuring jug and another container.



PE

PE with Joe Wicks



Home learning focus:

A chance to get active with Joe Wicks.

Please click on the link to access your learning:

<https://www.thenational.academy/all-pe/pe-with-joe-1st-june-all-wk6-1>

This lesson includes

- Spelling
- Understanding syllables.
- Identifying syllables.
- Haikus.
-

Please click on the link to access your learning:

<https://www.thenational.academy/year-2/english/to-identify-syllables-year-2-wk6-3>

This lesson includes:

- Quiz – to test your knowledge
- Star Words
- Capacity
- Talk Task
- Word Problems
- Independent task and review answers
- Final quiz to see what you have remembered


Please click on the link to access your learning:

<https://www.thenational.academy/year-2/maths/to-solve-word-problems-that-involve-litres-year-2-wk6-3>

Thursday

English

To identify the key features of a haiku.



Home learning focus

In this lesson, we will be identifying the key features of a haiku. This will help you when you write your own haiku in Lesson 5.

Equipment needed: You will need a piece of lined paper and a pencil.



This lesson includes:

- Spellings.
- Look at features of Haiku.
- Help Miss Emms identify the features.
- Practice using fronted adverbials.

Please click on the link to access your learning:

<https://www.thenational.academy/year-2/english/to-identify-the-key-features-of-a-haiku-year-2-wk6-4>

Maths

To compare milliliters and liters using fractions.



Home learning focus

In this lesson, we will be comparing millilitres and litres using fractions.

Equipment needed: You will need a pencil and a piece of paper.



This lesson includes:

- Quiz – to test your knowledge
- Star Words
- Comparing litres and millilitres.
- Talk Task
- Doubling and halving.
- Independent task and review answers
- Final quiz to see what you have remembered

Please click on the link to access your learning:

<https://www.thenational.academy/year-2/maths/to-compare-millilitres-and-litres-using-fractions-year-2-wk6-4>

Science

How can you change the size of a shadow?

Home learning focus:

In this lesson, we will be learning how you can change the size of a shadow. You'll have a go at creating your own shadow puppet theatre.

Equipment needed:

You will need a pencil, a piece of paper and if you have it some cardboard, a pair of scissors and some glue. Ask an adult for help with the scissors.



If you can, you should also find:

This lesson includes:

- Start of lesson quiz
- Transparent and opaque objects recap.
- Shadows recap.
- Shadow puppet theatre
- End of lesson quiz

Please click on the link to access your learning:

<https://www.thenational.academy/year-2/foundation/how-can-you-change-the-size-of-a-shadow-year-2-wk6-3>

Friday


English

To write a haiku.

Maths

RE

What was the first covenant between Abraham and God?



Home learning focus

Today you will finally get to write your haiku.

Equipment needed: You will need a piece of lined paper, a pencil and your work from yesterday.



This lesson includes:

- Spelling quiz.
- Features of a haiku.
- Star words.
- Write a haiku.

Please click on the link to access your learning:

<https://www.thenational.academy/year-2/english/to-write-a-haiku-year-2-wk6-5>

To use millilitres.

I can convert litres to millilitres.

Millilitres	Litres
1000	1
500	0.5
250	0.25
100	0.1

Home learning focus:

In this lesson, we will learn about millilitres.

Equipment needed: You will need a piece of paper, a pencil and some objects from around the house.



This lesson includes:

- Quiz – to test your knowledge
- Star Words
- Millilitres
- Talk Task
- Estimating and measuring.
- Independent task and review answers
- Final quiz to see what you have remembered

Please click on the link to access your learning:


<https://www.thenational.academy/year-2/maths/to-use-millilitres-year-2-wk6-5>



Home learning focus

In this lesson, we will be learning about how the religion Judaism began. We'll learn about Abraham, an important prophet who lived 4000 years ago.

Equipment needed: You will need a piece of paper and a pencil.



This lesson includes:

- Quiz
- Where did Judaism begin?
- How do we know about Abraham?
- How did God test Abraham?
- Draw a story map.
- End of lesson quiz.

Please click on the link to access your learning:

<https://www.thenational.academy/year-2/foundation/what-was-the-first-covenant-between-abraham-and-god-year-2-wk5-1>

Other fun activities for the week...

Geography/Science

To build a terrarium

<https://www.thenational.academy/year-2/foundation/to-build-a-terrarium-year-2-wk6-5>



Jar or plastic bottle

Rocks

Soil

Small plants



Create a map of an imaginary island or your own country

Last week's idea....if you have completed this



What is the name of your island or country? Who will live on your island or country? What would you see? Does it have mountains, deserts, lakes or cities? Can you describe the climate? Decide what language will be spoken there and how you could travel there.

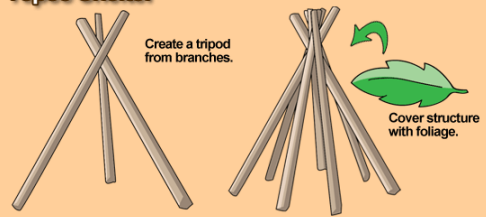
This week

Can you write instructions on how to get to your island?

Write an adventure story about a day on an island.

Can you make a shelter for your island?

Tepee Shelter



History

Continue to research your family tree

Spend time as a family researching and making your own family tree.



Health and Wellbeing Activities

Blowing Bubbles

Blowing bubbles is great fun, and it has an added benefit too – the deep breathing required to blow bubbles can help you to relax and feel calm. Follow our recipe for home-made bubbles and learn the calming bubble blowing technique.

<https://activities.girlsfriendsociety.org.uk/bubble-breathing/>

Make a Jar of Smiles



This is a fun way of learning how to process negative feelings or emotions, and then move on from them in a healthy way. Swapping worries for affirmations and fun activities from the jar is a great way of managing changing moods during lockdown.

<https://activities.girlsfriendsociety.org.uk/a-jar-of-smiles/>

Hygiene

The importance of handwashing.

Share and the video with your child and wash your hands together alongside it if possible:

<https://www.youtube.com/watch?v=S9VjeIWLnEg>

Today's activity will be an experiment to show your child the importance of hand washing.

You will need: a bowl pepper soap water

Watch the following video clip with your child: <https://www.bbc.co.uk/cbeebies/watch/germs-experiment>

