


English

To retrieve information.



Home learning focus:

In this lesson, we will be retrieving information from Chapter 2 of 'The Odyssey', retold by Louie Stowell.

Equipment needed: You will need a piece of paper and a pencil.



This lesson includes:

- Spellings
- Reading skill of the day.
- Read text.
- Answer retrieval questions.

Please click on the link to access your learning:

<https://classroom.thenational.academy/lessons/to-retrieve-information-dee248>

Monday

Maths

Subtracting 2-digit numbers (regrouping)

Tens	Ones
1 ten, 1 one	5 ones
1 ten, 1 one	5 ones
1 ten, 1 one	5 ones

Home learning focus

In this lesson, we will be finding out how to subtract using the column method when our equation requires regrouping.

Equipment needed:

You will need a piece of paper and a pencil.



This lesson includes:

- Quiz to test your knowledge
- Star words
- Look at how we use the column method when we need to regroup a ten
- Talk task
- Develop our learning for when we need to regroup a number greater than ten
- Independent task and review answers
- Final quiz to see what you have remembered

Please click on the link to access your learning:

<https://classroom.thenational.academy/lessons/subtracting-2-digit-numbers-regrouping>

Geography

Where are the World's people?



Home learning focus:

In this lesson we will be starting a new geography unit! We will be learning all about different settlement types, including villages, towns and cities. Today we will learn about the population of Earth, and where people can be found around the world.

Equipment needed: You will need a piece of paper and a pencil.

This lesson includes:




- Quiz
- What is the population of the planet?
- How is the population of the world changing?
- Where in the world do people live?
- End of lesson quiz.

Please click on the link to access your learning:

<https://classroom.thenational.academy/lessons/where-are-the-worlds-people>

English

To make inferences.



Home learning focus

In this lesson, we will be making inferences from Chapter 3 of 'The Odyssey', retold by Louie Stowell.

Equipment needed: You will need a piece of paper and a pencil.



This lesson includes:

- Spellings.
- Reading Skill of the day.

Tuesday

Maths

Subtracting 2-digit numbers

Tens	Ones
1 ten, 1 one	5 ones
1 ten, 1 one	5 ones
1 ten, 1 one	5 ones

Home learning focus:

In this lesson, we will be finding out how to subtract using the column method.

Equipment needed:

You will need a piece of paper and a pencil.



This lesson includes:

Science

How does the Earth orbit and rotate?



Home learning focus

In this lesson, we will be learning about how the Earth orbits and rotates. We will learn how long it takes for the earth to orbit the sun and we will learn why we have seasons.

Equipment needed: You will need a piece of paper and a pencil.

This lesson includes:

- Quiz
- The Sun
- The Earth's orbit.
- Season's



- Read the text.
- Answer inference questions.

Please click on the link to access your learning:

<https://classroom.thenational.academy/lessons/to-make-inferences>

- Quiz to test your knowledge
- Star words
- Look at partitioning and pictorial models
- Talk task
- Use column method with Dienes and written numbers
- Independent task and review answers
- Final quiz to see what you have remembered

Please click on the link to access your learning:

<https://classroom.thenational.academy/lessons/subtracting-2-digit-numbers>

- End of lesson quiz


Please click on the link to access your learning:

<https://classroom.thenational.academy/lessons/how-does-the-earth-orbit-and-rotate>

Wednesday

English

To add detail to expanded noun phrases.



Home learning focus:

In this lesson, we will be learning how to add detail to expanded noun phrases using the word 'that' and adding a verb and adverb.

Equipment needed: You will need a piece of paper and a pencil.



This lesson includes:

- Spellings
- Expanded noun phrases: recap.
- Verbs and adverbs: recap.
- Linking activity

Please click on the link to access your learning:

<https://classroom.thenational.academy/lessons/to-add-detail-to-expanded-noun-phrases>

Maths

Subtracting 2-digit numbers (regrouping)

Tens	Ones

Home learning focus:

In this lesson, we will be finding out how to subtract using the column method when our equation requires regrouping.

Equipment needed: You will need a pencil and a piece of paper.



This lesson includes:

- Quiz to test your knowledge
- Star words
- Look at partitioning and pictorial models
- Talk task
- Use column method with Dienes and written numbers
- Independent task and review answers
- Final quiz to see what you have remembered

Please click on the link to access your learning:

<https://classroom.thenational.academy/lessons/subtracting-2-digit-numbers-regrouping>

Geography


What is settlement?



Home learning focus:

In this lesson we will be learning all about what a settlement is. We will learn about the key differences between villages, towns and cities, and how cities are growing in size and population.

Equipment needed:



This lesson includes:

- Start of lesson quiz.
- What are the different types of settlements?
- What are the features of different settlement types?
- Village, town or city?
- End of lesson quiz.

Please click on the link to access your learning:

<https://classroom.thenational.academy/lessons/what-is-a-settlement>

Thursday

English


To add detail to expanded noun phrases.

Maths

To solve mixed problems.

Art

To create repeated patterns.



Home learning focus

In this lesson, we will create a bank of expanded noun phrases to describe the Cyclops from the text. We will add detail by choosing appropriate verbs and adverbs to add to our expanded noun phrases.

Equipment needed: You will need a piece of lined paper and a pencil.



This lesson includes:

- Spellings
- Grammar recap.
- Choose your expanded noun phrases.
- Choose your verbs and adverbs.

Please click on the link to access your learning.

<https://classroom.thenational.academy/lessons/to-add-detail-to-expanded-noun-phrases>

Tens	Ones

Home learning focus:

In this lesson, we will be consolidating how to use the column method for addition and subtraction equations that require regrouping.

Equipment needed: You will need a pencil and a piece of paper.



This lesson includes:

- Quiz to test your knowledge
- Star words
- Recap column method for addition
- Independent task 1 and review answers
- Recap column method for subtraction
- Independent task 2 and review answers
- Final quiz to see what you have remembered

Please click on the link to access your learning:

<https://classroom.thenational.academy/lessons/consolidation-and-application-a4be34>



Home learning focus:

In today's lesson, we will be learning about patterns and how to create them. Today's artwork will be inspired by an incredible artist called William Morris. His work includes wallpaper design and print, furniture, stained glass windows, tiles and tapestries. You will need a piece of paper and a pencil to create a wonderful piece of artwork.

Equipment needed: You will need a piece of paper, pencil and coloured pencils or paints.



This lesson includes:

- Recap warm and cool colours.
- Introduction to today's artist.
- What is a repeated pattern?
- Instructions for the task.
- Review of artwork.


Please click on the link to access your learning.

<https://classroom.thenational.academy/lessons/to-create-repeated-patterns-4ae78a>

Friday

English

To write a character description.



Home learning focus.

In this lesson, we will be using our work from this week's lessons to write a character description of the Cyclops.

Maths

Adding two-digit numbers using the column method

1	4	5	2	5	4			
+	2	3	+	4	1	+	4	5
	3	7		9	3		9	9

Home learning focus


In this lesson, we will be consolidating and applying our knowledge of calculation strategies.

Equipment you will need: You will need a piece of paper and a pencil.



PSHE

Agony Aunt



Home learning focus:

In this lesson, we will revisit the Colour Monster story, and discuss how the monster felt better by sorting his feelings into jars. We will discuss worries that some children have and suggest ways to overcome them. We will then create our own

Equipment needed: You will need a piece of lined paper and a pencil.



This lesson includes:

- Spellings quiz
- Features of a character description.
- Star Words
- Writing.

Please click on the link to access your learning:

<https://classroom.thenational.academy/lessons/to-write-a-character-description-579790>

This lesson includes:

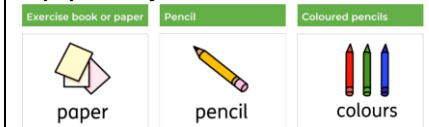
- Consolidate and apply strategies.

Please click on the link to access your learning:

<https://classroom.thenational.academy/lessons/consolidation-and-application-7e16e4>

thought stopping strategies. Look out for our Agony Aunt!

Equipment you will need:



This lesson includes:

- Time Capsule
- The colour monster
- The worry jar
- Agony Aunt
- Extinguish your worries

Please click on the link to access your learning:


<https://classroom.thenational.academy/lessons/agonny-aunt-979200/activities/>

Other fun activities for the week...

PHSE

Things That Make Me Happy

What makes you happy? Have a think and talk about your ideas with a grown-up and your friends. Draw an idea into each thought bubble – you can draw a smiley, happy picture of you too!



I Am an Amazing Person!

Read and complete the sentences below.
You can draw or write the answers.



Grow a Rainbow

How to Grow a Rainbow Science Experiment

Did you know that you can grow your own rainbow?

You will need a scientific process called the **capillary action**. This action happens when a liquid moves up through a hollow tube or into a spongy, solid material. It happens when three forces work together: **cohesion**, **adhesion** and **surface tension**.

Water molecules like to stick to each other - this is called **cohesion**. They also like to stick to solids in a process called **adhesion**.

In this experiment, you are going to use kitchen roll. The fibres in kitchen roll have lots of little holes. Water is **absorbed** through the kitchen roll because when the first water molecule **adheres** to it and begins to move upward, it pulls the next water molecule up with it, like a chain.

What To Do:

1. Cut the kitchen roll into the shape of a rainbow.
2. At each end, use the felt-tip pens to colour a rainbow about 2cm up from the bottom. Remember the order of the colours: red, orange, yellow, green, blue, indigo, violet.
3. Attach the paperclip to the top of the rainbow and tie a piece of thread to it. This will allow you to hold your rainbow.
4. Add water to the two bowls.
5. Hold the rainbow with both ends slightly submerged into each bowl of water and watch your rainbow grow.



Words To Learn:

- capillary action
- adhesion
- cohesion
- absorbed

You will need:

- Kitchen roll/paper towel
- Felt-tip pens
- Two small bowls of water
- Paperclip
- Thread



Nature Detectives

If you can get outside to a beach, park, garden. What nature can you see? What creatures? What plants? What do you like? What do you not like?

Coin sort challenge

Ask your adult to pour out all their spare change for you to sort out! How much change is there?

How much do all the 2p's add up to?

How much do the 1p's add up to?

What coin pile has the highest *value*?

Reading Challenge

How many books can you read in a week?

Email your teacher on Friday with the number of books you have read this week and find out if you were the class winner!



Email your teacher ...

Let us know how you have been getting on at home. It will brighten up our day and put a smile on our face. If you can, attach a photo to show us what you have been doing too! We'd love to see what you've been learning about.

Our emails are:

2A@garlinge.kent.sch.uk 2B@garlinge.kent.sch.uk 2C@garlinge.kent.sch.uk 2D@garlinge.kent.sch.uk