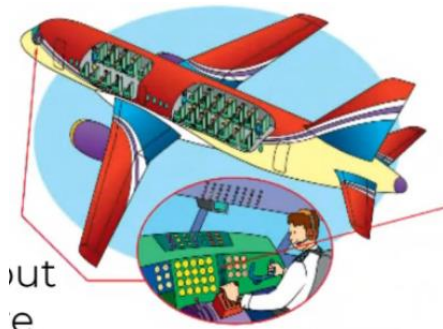


Monday

Maths

To recall the 3x table using skip counting



Home learning focus

In this lesson, we will be learning how to recall the 3 times table by using skip counting.

Equipment needed:

You will need a piece of paper and a pencil.



This lesson includes:

Quiz to test your knowledge
 Star words
 Look at identifying numbers in the 3 times table and how we can use skip counting
 Talk task
 Develop our understanding of our star words and apply our 3 times table to answering equations
 Independent task and review answers

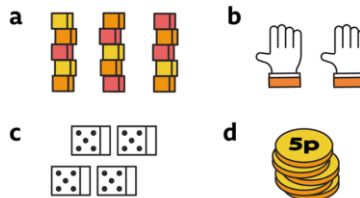
Please click on the link to access your learning:

<https://classroom.thenational.academy/lessons/to-recall-the-3x-table-using-skip-counting>

Tuesday

Maths

To practice strategies to learn the 5 times tables.



Home learning focus:

Learn the 5 times table by counting in fives and looking at arrays and number patterns.

Equipment needed:

Geography

What affects where people live?



Home learning focus:

In this lesson we will be learning all about the natural features of a place that might determine where people choose to settle. You will even have the chance to design your own ideal settlement!

Equipment needed: You will need a piece of paper and a pencil.

This lesson includes:



- Quiz
- Natural Resources
- Shall we settle here?
- Design your own settlement.
- End of lesson quiz

Please click on the link to access your learning:

<https://classroom.thenational.academy/lessons/what-affects-where-people-live>

English

To retrieve information from a non-chronological text.

Panda
 Pandas are found only in south central China. They are famous for the large black patches that they have around their eyes.
What do pandas look like?
 There are two different types of pandas. The giant panda is the most well known. Giant pandas are very big and have black and white fur. They have round bodies and have black patches around their eyes, over their ears and across their bodies. Red pandas have long tails and are smaller than giant pandas. Both types of pandas have long, sharp claws that they use to climb trees and strip bamboo.
What do pandas eat?
 Pandas are quite funny animals. They normally eat bamboo, which is a type of grass. Most giant pandas will eat the softest part of bamboo and leave the rest to bamboo-eating insects.
What do pandas do?
 Pandas spend a lot of their waking and sleeping. They are not very active animals. Young pandas are very playful and enjoy playing with each other. They can be quite clumsy!
Did you know?
 Pandas are vulnerable to extinction. This means we need to look after them so that they do not become extinct. There are about 1000 pandas living in the world.

Home learning focus:

In this lesson, we will be reading a non-chronological text about pandas. We will then answer some retrieval questions based on this non-chronological text.

Equipment needed: You will need a piece of paper and a pencil.



This lesson includes:

- Spellings
- Reading skill of the day.
- Read non-chronological report.
- Answer retrieval questions.

Please click on the link to access your learning:
<https://classroom.thenational.academy/lessons/to-retrieve-information-from-a-non-chronological-text>

English

To identify the features of a non-chronological text.

Panda
 Pandas are found only in south central China. They are famous for the large black patches that they have around their eyes.
What do pandas look like?
 There are two different types of pandas. The giant panda is the most well known. Giant pandas are very big and have black and white fur. They have round bodies and have black patches around their eyes, over their ears and across their bodies. Red pandas have long tails and are smaller than giant pandas. Both types of pandas have long, sharp claws that they use to climb trees and strip bamboo.
What do pandas eat?
 Pandas are quite funny animals. They normally eat bamboo, which is a type of grass. Most giant pandas will eat the softest part of bamboo and leave the rest to bamboo-eating insects.
What do pandas do?
 Pandas spend a lot of their waking and sleeping. They are not very active animals. Young pandas are very playful and enjoy playing with each other. They can be quite clumsy!
Did you know?
 Pandas are vulnerable to extinction. This means we need to look after them so that they do not become extinct. There are about 1000 pandas living in the world.

Home learning focus:

In this lesson, we will be identifying the key features of a non-chronological text.

Equipment needed: You will need a piece of paper and a pencil.



This lesson includes:

- Spellings.











PSCHE






Make kindness count.


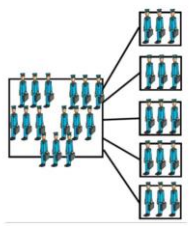



Home learning focus:

In today's lesson, you will be learning about kindness and how you can be kind at home. You will be looking at other people being kind and how it is easy to perform little, meaningful acts of kindness everyday whilst at home. You will create a kindness chart to record all the lovely, caring things you've done.

<ul style="list-style-type: none"> • Read non-chronological report. • Look at features of a non-chronological report. • Identify features of a non-chronological report. <p>Please click on the link to access your learning: https://classroom.thenational.academy/lessons/to-identify-the-features-of-a-non-chronological-text</p>	<p>You will need a piece of paper and a pencil.</p>  <p>This lesson includes:</p> <ul style="list-style-type: none"> • Onde video • Examples to practice • 3 activities <p>Please click on the link to access your learning: https://www.bbc.co.uk/bitesize/articles/zhn6pg8</p>	<p>Equipment needed: You will need a piece of paper, scissors and coloured pencils.</p> <table border="1" data-bbox="1077 190 1484 313"> <tr> <td>Coloured card / paper</td> <td>Scissors</td> <td>Colouring pencils</td> </tr> <tr> <td></td> <td></td> <td></td> </tr> <tr> <td>paper</td> <td></td> <td>colours</td> </tr> </table> <p>This lesson includes:</p> <ul style="list-style-type: none"> • What is kindness? • Kindness at home. • What would you do? • Kindness chart • Share your work. <p>Please click on the link to access your learning: https://classroom.thenational.academy/lessons/make-kindness-count-09e907</p>	Coloured card / paper	Scissors	Colouring pencils				paper		colours
Coloured card / paper	Scissors	Colouring pencils									
											
paper		colours									

Wednesday		
<p style="text-align: center;"><u>English</u></p> <p>To identify and use subordinating conjunctions.</p> <p>when if that because</p> <p>Home learning focus: In this lesson, we will be learning how to identify and use subordinating conjunctions.</p> <p>Equipment needed: You will need a piece of paper and a pencil.</p>  <p>This lesson includes:</p> <ul style="list-style-type: none"> • Spellings • Subordinating conjunctions: define. • Subordinating conjunctions: identify • Subordinating conjunctions: practise. <p>Please click on the link to access your learning: https://classroom.thenational.academy/lessons/to-identify-and-use-subordinating-conjunctions</p>	<p style="text-align: center;"><u>Maths</u></p> <p>To use arrays for the 3x and 4x tables.</p>  <p style="text-align: center;">9 times 3</p> <p>Home learning focus: In this lesson, we will be learning how to use arrays for the 3- and 4-times tables.</p> <p>Equipment needed: You will need a pencil and a piece of paper.</p>  <p>This lesson includes:</p> <p>Please click on the link to access your learning: https://classroom.thenational.academy/lessons/to-use-arrays-for-the-3x-and-4x-tables</p>	<p style="text-align: center;"><u>Science</u></p>  <p>Home learning focus: In this lesson, we will be learning about stars and their temperatures. We will also learn about constellations.</p> <p>Equipment needed: You will need a piece of paper and pencil.</p>  <p>This lesson includes:</p> <ul style="list-style-type: none"> • Quiz. • Stars • The temperature of stars. • Constellations. • End of lesson quiz. <p>Please click on the link to access your learning https://classroom.thenational.academy/lessons/what-are-constellations</p>

Thursday		
<p style="text-align: center;"><u>English</u></p> <p>To organise facts under sub-headings.</p>  <p>Home learning focus In this lesson, we will be reading some facts about the Battle of Troy. We will</p>	<p style="text-align: center;"><u>Maths</u></p> <p>To know division facts for the 3x table</p> 	<p style="text-align: center;"><u>Geography</u></p> <p>How are settlements shaped?</p>  <p>Home learning focus: Settlements come in all sorts of shapes and sizes. In today's lesson we</p>

be organising these facts under subheadings.

Equipment needed: You will need a piece of lined paper and a pencil.



This lesson includes:

- Spellings
- Recap of features.
- Organise facts under sub-headings.
- Choose your verbs and adverbs.

Please click on the link to access your learning.

<https://classroom.thenational.academy/lessons/to-organise-facts-under-subheadings>

Home learning focus:

In this lesson, we will be learning the division facts for the 3 times table.

Equipment needed: You will need a pencil and a piece of paper.



This lesson includes:

Quiz to test your knowledge
Star words
Look at part- whole models and how we can use arrays to help us solve division equations
Talk task
Develop our understanding of the different ways an array can be arranged and the different division equations this can produce
Independent task and review answers

Please click on the link to access your learning:

<https://classroom.thenational.academy/lessons/to-know-division-facts-for-the-3x-table-mm-14>

will be thinking about why settlements take the shapes that they do. This will involve taking a trip back in history to think about the first time that humans began to settle!

Equipment needed: You will need a piece of paper and a pencil.



This lesson includes:

- Quiz.
- Nomadic no more.
- Settlement patterns.
- Describing settlements.
- End of lesson quiz.

Please click on the link to access your learning.

<https://classroom.thenational.academy/lessons/how-are-settlements-shaped>

Friday

English

To write a non-chronological report.



Home learning focus.

In this lesson, you will be writing a non-chronological text about the Battle of Troy.

Equipment needed: You will need a piece of lined paper and a pencil.



This lesson includes:

- Spellings quiz
- Recap of features.
- Star Words
- Writing.

Please click on the link to access your learning:

<https://classroom.thenational.academy/lessons/to-write-a-non-chronological-text>

Maths

To count using your knowledge of the 2 times tables.



Home Learning Focus:

Learn the 2 times table by counting in twos and looking at arrays and number patterns.

Equipment needed: You will need a piece of lined paper and a pencil.



This lesson includes:

- one video
- three activities

Please click on the link to access your learning:

<https://www.bbc.co.uk/bitesize/articles/z7hdqp3>

Art


To create a sculpture focused on reusable materials.



Home learning focus:

Today, we will be creating our own sculptures using reusable materials from our homes! Our inspiration will be from a British artist called Michelle Reader, who is known for her unique sculptures made out of reusable materials. Our sculptures can be made from rubber gloves to plastic bottles! Let's get started!

Equipment you will need:



This lesson includes:

- What are reusable materials?
- Introduction to today's artist.
- What is a sculpture?
- Instructions for the task.
- Review your artwork.

Please click on the link to access your learning:

<https://classroom.thenational.academy/lessons/to-create-a-sculpture-focused-on-reusable-materials>

Other fun activities for the week...

Other Activities

Paper Mache Planets (continued from last week)

If you have balloons, glue and newspaper try making paper mache planets.

<https://www.youtube.com/watch?v=M7iokGsaYus>

This is quite a big project 😊

Design a Planet

Can you create your own planet? Who will live there? Could it be a rainbow planet for unicorns? The choice is yours!

Design a Planet

You have discovered a brand new planet! Complete an astronaut report to send to Mission Control about what you have found.

Key Facts

Colour: _____

Size: _____

Number of moons: _____

Name of Planet: _____



Surface

Materials: _____

Signs of life (water, oxygen):

Inhabitants

(People Who Live There)

Other information: _____



Design your own spaceship

Spaceship Design

Design and label a diagram of a new spaceship.



Describe how your spaceship works.

Art

Next time you take a walk along the beach why not collect some shells and see what you can create out of them? You can try laying them out in different patterns on the sand or bring them home and paint them!



Well Being


Spread a smile around the world with secret message stones
<https://classroom.thenational.academy/lessons/the-world-around-us-secret-stones-primary>



Gratitude Bubbles

Bubbles of Gratitude Mindfulness Colouring

These are bubbles of gratitude! As you colour each bubble, think of something that you are grateful for. It could be something big or something very small, something that you experience often or something that has just happened once. Thinking of these things helps make us feel calm and happy.



Reading Challenge

How many books can you read in a week?

Email your teacher on Friday with the number of books you have read this week and find out if you were the class winner!



Email your teacher ...

Let us know how you have been getting on at home. It will brighten up our day and put a smile on our face. If you can, attach a photo to show us what you have been doing too! We'd love to see what you've been learning about.

Our emails are:

2A@garlinge.kent.sch.uk 2B@garlinge.kent.sch.uk 2C@garlinge.kent.sch.uk 2D@garlinge.kent.sch.uk