


Monday

English

To retrieve information.



Home learning focus:

In this lesson, we will be retrieving information from 'The Odyssey – retold by Louie Stowell'.

Equipment needed: You will need a piece of paper and a pencil.

This lesson includes:

- Spellings
- Reading skill of the day.
- Read test.
- Answer retrieval questions.



Please click on the link to access your learning:
<https://classroom.thenationalacademy/lessons/to-retrieve-information-8d2f92>

Maths

To multiply using arrays.

The total is 14, what could the calculation be?



Home Learning Focus:

In this lesson, we will continue to learn how to write multiplication sentences and how it relates to repeated addition

Equipment needed: You will need a piece of lined paper and a pencil.

This lesson includes:

- two videos
- two activities



Please click on the link to access your learning:
<https://www.bbc.co.uk/bitesize/articles/hchscw>

Design Technology

How to make a balanced diet.



Home learning focus:

To learn about balanced nutrition using the Eatwell Guide.

Equipment needed: You will need scissors, pencils and glue or tape.

This lesson includes:

- Two video clips.
- Activities.




Please click on the link to access your learning:

<https://www.bbc.co.uk/bitesize/article/s/z6fc86f>

Tuesday

English

To retrieve information.



Home learning focus:

In this lesson, we will be retrieving information from 'The Odyssey – retold by Louie Stowell'.

Equipment needed: You will need a piece of paper and a pencil.

This lesson includes:

- Spellings
- Reading skill of the day.
- Read test.
- Answer retrieval questions.



Please click on the link to access your learning:

Maths

To learn the 10x table.



Home learning focus:

Learn the 10 times table by counting in tens and looking at arrays and number patterns.

Equipment needed:

You will need a piece of paper and a pencil.

This lesson includes:

- one video
- four activities



Please click on the link to access your learning:

<https://www.bbc.co.uk/bitesize/articles/zk89d6f>

Geography

What makes a city.



Home learning focus:

In this lesson, we will be learning all about cities. We will explore the different types of land use, including residential areas and industrial areas, as well as how cities grow and develop.

Equipment needed: You will need a piece of paper, scissors and coloured pencils.



This lesson includes:

- Quiz.
- Features of a city.
- Organising a city.

<https://classroom.thenational.academy/lessons/to-retrieve-information-ca89a9>

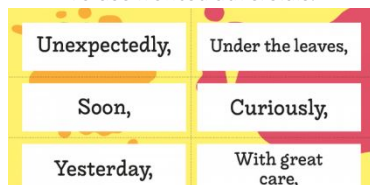
- Plan your own city!
- End of lesson quiz.

Please click on the link to access your learning:
<https://classroom.thenational.academy/schedule-by-year/year-2>

Wednesday

English

To use fronted adverbials.



Home learning focus:

In this lesson, we will be learning how to identify and use fronted adverbials.

Equipment needed: You will need a piece of paper and a pencil.

This lesson includes:

- Spellings
- Understanding fronted adverbials.
- Identify fronted adverbials.
- Practise using fronted adverbials.



Please click on the link to access your learning:

<https://classroom.thenational.academy/lessons/to-identify-and-use-fronted-adverbials-c4b840>

Maths

To learn how sharing equally relates to division.

Here are 15 sandwiches.



Here are 5 members of a band.



Home learning focus:

In this lesson we will learn what sharing equally means and what the divide symbol looks like.

Equipment needed:

You will need a piece of paper and a pencil.



This lesson includes:

- This lesson includes:
- two videos
- three activities

Please click on the link to access your learning:

<https://www.bbc.co.uk/bitesize/articles/zfxtnrd>

Science

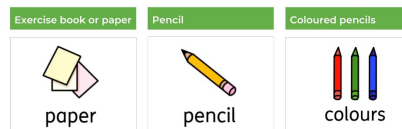
When and how was space discovered?



Home learning focus:

In this lesson, we will be learning how and when space was discovered. You will be creating a timeline to help you remember all the key dates.

Equipment needed: You will need a piece of paper, pencil, ruler and coloured pencils.



This lesson includes:

- Quiz.
- Space Exploration.
- Create a timeline.
- Key dates and people
- End of lesson quiz.


Please click on the link to access your learning

<https://classroom.thenational.academy/lessons/when-and-how-was-space-discovered>

Thursday

English

To map a recount.




Home learning focus:

In this lesson, we will map our recounts which we will write in Lesson 5.

Maths

To practice grouping strategies.



Home learning focus:

Geography

How are cities and villages different to live in?



Home learning focus:

In this lesson we will be thinking all about the different experiences

Equipment needed: You will need a piece of lined paper and a pencil.



This lesson includes:

- Spellings
- Features of a recount.
- Recap order of events.
- Map recount.

Please click on the link to access your learning:

<https://classroom.thenational.academy/lessons/to-map-a-recount>

In this lesson we will move on from yesterday's [division as sharing](#) to understanding division as grouping.

Equipment needed: You will need a piece of paper and a pencil.



This lesson includes:

- two videos
- three activities

Please click on the link to access your learning:

<https://www.bbc.co.uk/bitesize/articles/zhwmhg8>

people have living in villages, towns and cities. How might life be similar? How might it be different?

Equipment needed: You will need a piece of paper and a pencil.



This lesson includes:

- Megacities.
- Life in city.
- Life in a village.
- Question Time.
- End of lesson quiz.


Please click on the link to access your learning:

<https://classroom.thenational.academy/lessons/how-are-cities-and-villages-different-to-live-in>

Friday

English

To write a recount.



Home learning focus.

In this lesson, we will write our recounts. You will need a piece of paper, a pencil and your work from Lesson 4.

Equipment needed: You will need a piece of lined paper and a pencil.



This lesson includes:


- Spellings quiz
- Features of a recount.
- Star Words
- Writing.

Please click on the link to access your learning:

<https://classroom.thenational.academy/lessons/to-write-a-recount-bb976e>

Maths

To identify odd and even numbers



Home learning focus:

In this lesson we will learn how to identify and sort odd and even numbers.

Equipment needed: You will need a pencil and a piece of paper.



This lesson includes:

- one video
- three activities

Please click on the link to access your learning:

<https://www.bbc.co.uk/bitesize/articles/zr23c7h>

History

Who was Florence Nightingale?



Home learning focus:

In this lessons, we will learn about life, actions and achievements of Florence Nightingale.

Equipment you will need: You will need a piece of lined paper and a pencil.



This lesson includes:

- Videos
- Two activities to build knowledge.

Please click on the link to access your learning:

<https://www.bbc.co.uk/bitesize/articles/zgvbhcv>

Other Activities


Make a map of your house

Make a map of your room, plot out where each thing is on a piece of paper. Can you do maps for other rooms?

Why not head out with your adult with a clipboard or notepad and some coloured pens and pencils.

Create a map of your surroundings and label everything by designing some different symbols. You can even mark where you live too.

Don't forget to draw a key in the corner of your map to explain everything.






Make an Envelope City

Use old or new envelopes to create your street. Turn each envelope into a building, try turning some on their side to make tall blocks of flats! Try laying them out on paper and drawing a road and their front gardens. See if you can create a map of your town!

Art

Use newspaper to create a cityscape collage. Try painting or colouring the background first.




Well Being

We are all different and we all have lots of wonderful things about us that make us special and lovable. How many things can you think of that you love about yourself? What makes you special and unique?

Things I Like About Me

Mirror, mirror on the wall, who's the nicest child of all?

Can you write or draw as many things as you can that you like about yourself. For example, you might write: I like my hair, or I like my brown eyes, or I am funny.



Reading Challenge

How many books can you read in a week?

Email your teacher on Friday with the number of books you have read this week and find out if you were the class winner!



Email your teacher ...

Let us know how you have been getting on at home. It will brighten up our day and put a smile on our face. If you can, attach a photo to show us what you have been doing too! We'd love to see what you've been learning about.

Say Goodbye

It has been a pleasure teaching you all for the first part of this year and we have all really missed you since the beginning of lockdown and we would really like to hear from you to say goodbye and wish you luck.

Our emails are:

2A@garlinge.kent.sch.uk 2B@garlinge.kent.sch.uk 2C@garlinge.kent.sch.uk 2D@garlinge.kent.sch.uk

