


Monday

English

The Firework Maker's Daughter:
To make inferences.



Home learning focus

In this lesson we are going to be making inferences from Chapter One of The Firework Maker's Daughter. We will be reading pages 4-8.

Equipment needed: You will need a piece of paper and a pencil.



This lesson includes:

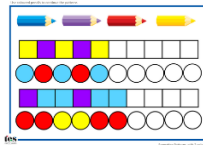
- Spelling – 10 new words.
- Reading skill of the day.
- Reading a text
- Answer inference questions.
- Self-assessment task.

Please click on the link to access your learning:

<https://www.thenational.academy/year-2/english/the-firework-makers-daughter-to-make-inferences-year-2-wk2-1>

Maths

To describe and create shape patters.



Home learning focus

In this lesson we will be describing and creating shape patterns.

Equipment needed: You will need a piece of paper and a pencil.



This lesson includes:

- Activity 1 - quiz to help assess your previous learning on this topic and to recap any elements you may have forgotten.
- Star Words – key vocabulary needed for the lesson.
- Describe shape patterns.
- Create shape patterns.
- Talk task and review answers.
- Independent tasks and answers
- Final quiz to see what you have remembered

Please click on the link to access your learning:

<https://www.thenational.academy/year-2/maths/to-describe-and-create-shape-patterns-year-2-wk2-1>

History

How did the Shang Dynasty begin?



Home learning focus

In this lesson we are going to be learning all about how the Shang Dynasty began with the first ruler, Emperor Tang.

Equipment needed: You will need a piece of paper and a pencil.



This lesson includes:

- What else was happening in the world.
- Chen tang becomes emperor.
- Emperor Tang: A great leader.
- Writing Emperor Tang's name.
- Final quiz.


Please click on the link to access your learning:

<https://www.thenational.academy/year-2/foundation/how-did-the-shang-dynasty-begin-year-2-wk1-4>

Tuesday

English

The Firework Maker's Daughter: To make inferences.



Home learning focus

In this lesson we are continuing to make inferences from Chapter One of The Firework Maker's Daughter. We will be reading pages 9-16.

Equipment needed: You will need a piece of paper and a pencil.



This lesson includes:

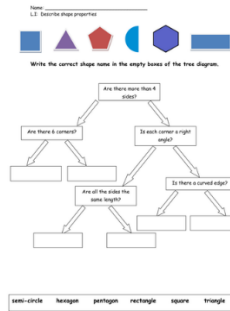
- Spelling – 10 words.
- Reading skill of the day.
- Read text.
- Answer inference questions.
- Self-assessment task.

Please click on the link to access your learning:

<https://www.thenational.academy/year-2/english/the-firework-makers-daughter-to-make-inferences-year-2-wk2-2>

Maths

To compare and sort 2D and 3D shapes.



Home learning focus

In this lesson, we will be comparing and sorting 2D and 3D shapes.

Equipment needed: You will need A piece of paper and a pencil.



This lesson includes:

- Activity 1 quiz to help assess your previous learning on this topic and to recap shapes.
- Star Words – recap key vocabulary needed for the lesson.
- Similarities and differences between 2D shapes.
- Talk task and review answers.
- Similarities and differences between 3D shapes.
- Independent tasks and answers.
- Final quiz to see what you have remembered

Please click on the link to access your learning:

<https://www.thenational.academy/year-2/maths/to-compare-and-sort-2-d-and-3-d-shapes-year-2-wk2-2>

Geography/Spanish

Introducing yourself in Spanish



Home learning focus

In this lesson we will recap our alphabet and numbers from last week, then we are going to learn how to greet people and introduce ourselves in Spanish!

Equipment needed: You will need yourself and your voice.



This lesson includes:

- Activity 1 quiz to recap.
- The city of Barcelona.
- A recap of numbers and the alphabet from last week.
- Introducing yourself.
- Please click on the link to access your learning:


Please click on the link to access your learning:

<https://www.thenational.academy/year-2/foundation/introducing-yourself-in-spanish-year-2-wk2-2>

Wednesday

English

To identify the key features of a character description.




Home learning focus

In this lesson, we will identifying the key features of a character description. We will read one character description about Lila and one about Lalchand.

Maths

To describe the position of an object.



Home learning focus:

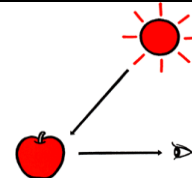
Today we will be describing the positioning of objects using appropriate vocabulary.

Equipment needed: You will need a piece of paper.



Science

How can we see objects



Home learning focus

Have you ever wondered how our eyes are able to see things? In this lesson, we will be learning how our eyes see different objects. We will find out how light travels from a light source to our eyes and what happens when it reaches our eye.

Equipment needed: You will need a piece of paper and a pencil.



This lesson includes:

- Spelling – 10 common exception words
- Look at features of a character description.
- Help identify features of a character description.
- Independently identify features of a character description.
- Self-assessment task.

Please click on the link to access your learning:

<https://www.thenational.academy/year-2/english/to-identify-the-key-features-of-a-character-description-year-2-wk2-3>

This lesson includes:

- A quiz to help assess your previous learning on this topic and to recap any elements you may have forgotten.
- Star Words – key vocabulary needed for the lesson.
- Positioning of objects.
- Talk task and review answers.
- Independent tasks and answers.
- Final quiz to see what you have remembered.

Please click on the link to access your learning:

<https://www.thenational.academy/year-2/maths/to-describe-the-position-of-an-object-year-2-wk2-3>

Equipment needed: You will need a piece of paper and a pencil.



This lesson includes:

- A quiz – to assess your previous learning.
- Seeing objects.
- Diagrams.
- Brain – how it is involved.
- End of lesson quiz.

Please click on the link to access your learning:

<https://www.thenational.academy/year-2/foundation/how-can-we-see-objects-year-2-wk2-3>

Thursday

English

To identify and use expanded noun phrases.



Home learning focus

In this lesson, we will be learning how to identify and use expanded noun phrases. This will help us with our writing in lesson 5.

Equipment needed: You will need a piece of lined paper, a pencil and your work from yesterday.



This lesson includes:

- Spelling – 10 words.
- Understanding expanded noun phrases.
- Identifying expanded noun phrases.
- Practise writing expanded noun phrases.
- Self-assessment task

Please click on the link to access your learning:

<https://www.thenational.academy/year-2/english/to-identify-and-use-expanded-noun-phrases-year-2-wk2-4>

Maths

To be able to give directions.



Home learning focus

In this lesson, we will be understanding and giving directions from a certain point.

Equipment needed: You will need a piece of paper and a pencil.



This lesson includes:

- A quiz to test your knowledge – recap on directions.
- Star Words – key vocabulary needed for the lesson.
- Directions.
- Talk task and review answers.
- Independent tasks and answers
- Final quiz to see what you have remembered.

Please click on the link to access your learning:

<https://www.thenational.academy/year-2/maths/to-describe-and-create-shape-patterns-year-2-wk2-1>

History

VE day

This Friday 8th May marks the 75th anniversary of VE day. The explanation behind the Bank Holiday being moved from Monday to Friday. We would like the children to understand more about this important occasion.

<https://www.twinkl.co.uk/search>

The above link provides some good PowerPoints which give the children some information. To access Twinkl if you haven't done so already follow these easy steps:

Step 1: Go to [twinklhq.twinkl.co.uk/offer](https://www.twinkl.co.uk/offer)

Step 2: Enter the code you have received, or CVDTWINKLHELPS if you have not yet been given a code

Step 3: Share the offer code and website link with anyone who could benefit.

There is also a good PowerPoint available here.

<https://www.britishlegion.org.uk/get-involved/remembrance/teaching-remembrance?seg=WPDW3B>

At 9pm there is a Nationwide sing-a-long with Dame Very Lynn's song 'We'll meet Again' on the British Legion website.

<https://www.britishlegion.org.uk/stories/ve-day-singalong>

Don't forget you can also share your fantastic work with your class teacher by emailing them at school!

Don't forget you can also share your fantastic work with your class teacher by emailing them at school!

Home learning focus:

- Understand who Winston Churchill was.
- Know what happened on VE day.
- Why we celebrate VE day.
- Word search (see below)

Don't forget you can also share your fantastic work with your class teacher by emailing them at school!

VE Day

v	i	c	t	o	r	y	v	b	d	e	l
f	c	e	e	v	b	h	j	n	f	u	i
f	h	l	s	w	f	v	h	j	b	r	b
i	v	e	a	u	h	j	n	m	c	o	e
g	o	b	p	a	r	v	r	v	b	p	r
h	p	r	f	v	b	r	a	g	b	e	a
t	r	a	a	v	b	n	e	e	v	b	t
i	g	t	r	a	v	b	h	n	b	n	i
n	f	e	s	t	i	v	a	l	d	o	o
g	p	v	b	n	y	v	e	f	v	e	n
a	f	v	n	j	k	l	a	o	a	n	r
g	e	r	m	a	n	y	v	b	q	d	k

victory	fighting
europe	party
liberation	festival
end	germany
surrender	celebrate

Friday

May Bank Holiday – Enjoy time with your family .

Other activities for the week

Non-Screen activities

Can you create a secret code?

You could use numbers, symbols, letters to create your own secret code. Can you write a message? Can you get someone to crack it?

SECRET CODE SPELLING
Make a secret code by drawing the pictures for each letter next to your spelling word.

a	b	c	d	e	f	g	h	i	j	k	l	m
☆	♥	☞	☹	☰	☼	☪	☺	↶	☹	↷	☼	☹
n	o	p	q	r	s	t	u	v	w	x	y	z
☹	☹	☹	☼	☹	☹	☹	☹	☹	☹	☹	☹	☹

Example: 1. they = ☼ ☹ ☹ ☹ ☹ ☹ 2. did = ☹ ☹ ☹

Be a photographer

Can you use a mobile phone camera or another camera to take photos? What will you photograph? Your pets? Your toys? Something from a walk?



Build a reading den

Find somewhere cosy, snuggle up and read your favourite book.



Sock puppet

Can you find an old sock that is missing its partner? Can you use an old sock to create a sock puppet? Can you then use the puppet to tell a story?



How strong is spaghetti?

How many pieces would hold a book? How many pieces would hold a tower of building blocks or a toy?

What is the heaviest thing that 20 spaghetti strands could hold? Why does increasing the number of strands make it stronger?



The World

Our Oceans, use You Tube to view some videos about the wonderful creatures within the ocean. Can you create a poster about how we need to look after our oceans or a fact file about a particular animal.

<https://worldoceanday.school/resources-2020/>



Nature Diary

Look out of the window each day, go into your garden or take a walk. Keep a note of what you see. Birds, flowers, insects, changes in the weather...what else? Can you identify the birds, insects or flowers?

Health and Wellbeing Activities

Managing Emotions

<https://www.bbc.co.uk/bitesize/articles/zmmgrj6>



Keeping Healthy

Last week's suggestion was to keep healthy and look at healthy foods and a balanced diet. How many of you have tried the PE with Joe Wicks?

<https://www.youtube.com/user/thebodycoach1>

We have been doing it in school! It is hard work!

Wellbeing Craft

Make a spring wreath out of a paper plate and scrunched up paper.



Weekly Challenges and Games

Boredom Busters

Write or draw the perfect menu - starter, main and dessert.

Can you think of a name for each letter of the alphabet?
For example, Ava, Ben, Charlie...

Find each digit from 0-9 somewhere in your house or garden.

0 1 2 3 4 5 6 7 8 9

Find 5 objects that are your favourite colour.

Write a quiz for someone then test them.
How did they do?

How many soft toys/cars/books/dolls do you have?
Have a guess then count them – were you close?

Set up an exercise circuit in your home or garden. You could make signs to remind yourself what to do at each station. For example:

- 20 mountain climbers
- 10 sit ups
- 20 squats
- 20 leg raises
- 10 push ups

Remember to drink plenty of water when exercising.

Write a new nursery rhyme by changing the words:

Little Miss Muffet, sat on a _____
cating her _____
Along came a _____
who _____
and _____

Memory Game

Ask a parent, or sibling to go and collect 10 objects. Look at them, close your eyes. They then take 1 object away – can you identify the object? What if they took 2 objects away?