

Monday

English

To write a character description about the White Elephant

Home learning focus

Its time to write our own character descriptions. You will be writing a character description about Hamlet, the White Elephant. You will need a piece of paper, a pencil and your work from last week to look at.

Equipment needed: You will need a piece of paper and a pencil.



This lesson includes:

- Spelling 10 words (test)
- Features of a character description
- Star words
- Writing

Please click on the link to access your learning:

<https://www.thenational.academy/year-2/english/to-write-a-character-description-about-the-white-elephant-year-2-wk2-5>

Maths

To use the language of rotation.

Home learning focus

In today's lesson, we will explore rotation, including a quarter, half, three-quarter and full turn.

Equipment needed: You will need a piece of paper and a pencil.



This lesson includes:

- Activity 1 - quiz to help assess your previous learning on this topic and to recap anything you may have forgotten
- Star words
- Language of rotation – quarter turn, half turn, full turn and three quarters
- Quiz to see what you have remembered.

Please click on the link to access your learning:

<https://www.thenational.academy/year-2/maths/to-use-the-language-of-rotation-year-2-wk2-5>

History

What was life like for people in the Shang Dynasty?



Home learning focus

In this lesson we are going to be learning all about how the Shang Dynasty began with the first ruler, Emperor Tang.

Equipment needed: You will need a piece of paper and a pencil.



This lesson includes:

- Quick quiz
- Shang timeline – when were they around?
- The Yellow River – sentence composition
- Food and drink – sentence composition
- Social classes – comparing and contrasting the working and noble classes.


Please click on the link to access your learning:

<https://www.thenational.academy/year-2/foundation/what-was-life-like-for-people-in-the-shang-dynasty-year-2-wk2-1>

Tuesday

English

The Firework Maker's Daughter: To retrieve information (Day 1)



In this lesson, we are going to be retrieving information from Chapter Two of The Firework Maker's Daughter. We will be reading pages 16-20. You will need a piece of paper and a pencil.

Home learning focus:

- Spelling
- Reading skill of the day
- Read text
- Answer retrieval questions

Equipment needed: You will need a piece of paper and a pencil.



Please click on the link to access your learning:

<https://www.thenational.academy/year-2/english/the-firework-makers-daughter-to-retrieve-information-year-2-wk3-1>

Maths

To make predictions about rotation

Home learning focus

In today's lesson, we will be making predictions about rotations and looking at rotations within circles.

Equipment needed: You will need A piece of paper and a pencil.



This lesson includes:

We are going to:

Make predictions about rotation

- Quiz to test your knowledge - recap on patterns
- Star words
- What is rotation?
- Talk task and review answers
- Rotations within circles
- Independent task and answers
- Final quiz to see what you have remembered

Please click on the link to access your learning:

<https://www.thenational.academy/year-2/maths/to-make-predictions-about-rotation-year-2-wk3-1>

History

What did the Shang people believe?



Home learning focus

In this lesson, we will learn all about the belief systems of the Shang, including how they worshipped their ancestors. We'll learn about the supreme god Shangdi, and how the priests used Oracle bones to try and speak to the spirits of their ancestors.

Equipment needed:

You will need a piece of paper and a pencil



This lesson includes:

- Ancient Chinese religion
- The afterlife
- Oracle bones
- End of lesson quiz


Please click on the link to access your learning:

<https://www.thenational.academy/year-2/foundation/what-did-the-shang-people-believe-year-2-wk2-4#slide-3>

Wednesday

English

The Firework Maker's Daughter: To retrieve information (Day 2)



Home learning focus:

In this lesson, we will continue to retrieve information from Chapter Two of The Firework Maker's Daughter. We

Maths

To be able to rotate shapes.

Home learning focus:

Today we are going to rotate shapes.

Equipment needed: You will need a piece of paper and a pencil.



This lesson includes:

- Star words
- Recapping rotation within circles
- Talk and review answers
- Rotations within shapes
- Independent task

Science

What is the difference between night and day?



Home learning focus:

In this lesson, we will be learning about the difference between night and day. You will find out how the earth turns and why night and day

will be reading pages 20-24. You will need a piece of paper and a pencil.

Equipment needed: You will need a piece of paper and a pencil.



This lesson includes:

- Spelling – 10 words
- Reading skill of the day
- Read text aloud
- Answer retrieval questions

Please click on the link to access your learning:

<https://www.thenational.academy/year-2/english/to-identify-the-key-features-of-a-character-description-year-2-wk2-3>

- Final quiz

Please click on the link to access your learning:

<https://www.thenational.academy/year-2/maths/to-be-able-to-rotate-shapes-year-2-wk3-2>

happen. You will need a piece of paper and a pencil.

Equipment needed:

In this lesson, you will need:



If you have them, you could also find a ball and a light source, for example you could ask your parent or carer for a torch or lamp.



This lesson includes:

- A quiz – to assess your knowledge.
- Night and Day: Demonstration
- Night and Day: Retrieval
- Night and Day: Diagrams
- End of lesson quiz

Please click on the link to access your learning:

<https://www.thenational.academy/year-2/foundation/what-is-the-difference-between-night-and-day-year-2-wk3-3#slide-3>

Thursday

English

To identify features of a setting description

Home learning focus

In this lesson, we will be identifying the key features of a setting description. This will help you when you come to write your own setting description in Lesson 5. You will need a piece of paper and a pencil.

Equipment needed: You will need a piece of lined paper, a pencil and your work from yesterday.



This lesson includes:

- Spelling – 10 words.
- Features of a setting description

Maths

To identify how patterns have been created through rotation.

Home learning focus

In this lesson, we will look at how patterns have been created through rotation and we will be describing the rotation.

Equipment needed: You will need a piece of paper, a pencil and some coloured pencils.



This lesson includes:

- A quiz to test your knowledge
- Star Words – key vocabulary needed for the lesson.

Spanish

Saying your age in Spanish



Home learning focus:

In this lesson we will recap our alphabet and numbers. We will then go on to learning numbers 1-10 and we will learn how to say our age in Spanish! For this lesson you will need some paper and a pen or pencil.

Equipment needed: You will need a pencil, paper and your voice.



This lesson includes:

- Quiz to recap

- Identifying the key features with Miss Emm
- Identify the key features independently.

Please click on the link to access your learning:

<https://www.thenational.academy/year-2/english/to-identify-the-features-of-a-setting-description-year-2-wk3-3>

- Recap rotating shapes
- Talk task and review answers.
- Rotations with patterns
- Independent tasks and answers

Please click on the link to access your learning:

<https://www.thenational.academy/year-2/maths/to-identify-how-patterns-have-been-created-through-rotation-year-2-wk3-3>

- Speaking and listening to recap the letters in the alphabet and numbers
- Greeting others in Spanish
- Counting items and writing the Spanish number
- Holding a short conversation in Spanish

Please click on the link to access your learning:

<https://www.thenational.academy/year-2/foundation/saying-your-age-in-spanish-year-2-wk3-2#slide-3>

Friday

English

To identify commas in a list



Home learning focus

In this lesson, we will be learning how to identify and use commas and the word 'and' to separate items in a list. You will need a piece of paper and a pencil.

Equipment needed: You will need a piece of lined paper, a pencil and your work from yesterday.



This lesson includes:

- Spelling – 10 words.
- Understanding commas in a list
- Identifying commas in a list
- Adding commas to a list

Please click on the link to access your learning:

<https://www.thenational.academy/year-2/english/to-identify-and-use-commas-in-a-list-year-2-wk3-4>

Maths

To follow a route around a map



Home learning focus:

In this lesson, we will learn how to give and follow directions.

Equipment needed: You will need a piece of lined paper and a pencil.



This lesson includes:

- Quiz
- Star words
- Vocabulary for describing position and rotation
- Giving directions
- Talk task and review
- Follow directions
- Independent task and answers
- Final quiz

Art

To make a self-portrait using natural or recycled materials



Home learning focus:

In this lesson, we will be learning all about the artist Jane Perkins, she is a British artist who uses recycled materials to make portraits.

Equipment needed: You will need art resources, including: paints, pencils, recycled materials, glue etc.

This lesson includes:

- Reviewing the work of artist Jane Perkins
- Review materials you have
- Make my face
- Make my friend's face
- Compare our faces

Please click on the link to access your learning:

Please click on the link to access your learning:

<https://www.thenational.academy/year-2/maths/to-follow-a-route-around-a-map-year-2-wk3-4>

https://www.thenational.academy/online-classroom/year-2#schedule_week-2_week-2-day-Friday

Other fun activities for the week...

Non-Screen activities

Email your teacher ...

Let us know how you have been getting on at home. It will brighten up our day and put a smile on our face. If you can, attach a photo to show us what you have been doing too! We'd love to see what you've been learning about.


Our emails are:

2A@garlinge.kent.sch.uk 2B@garlinge.kent.sch.uk 2C@garlinge.kent.sch.uk 2D@garlinge.kent.sch.uk



Write a letter to someone you miss

Write a short letter or card to someone that you love or care about. Tell them what you miss about them and think of 1 thing that you will try and do together when you see them next. Then either send it by post or hand deliver it when you go out for a walk.



I miss you

Be a gardener ...

Plant some seeds in a small pot, water it and watch it grow over the coming weeks. Perhaps help to de-weed your garden and water the existing plants? Create a minibeast fact file about all of the wonderful creatures that you find.



Build a reading den

Find somewhere cosy, snuggle up and read your favourite book.



Body percussion

All sorts of noises can be made from your own body.

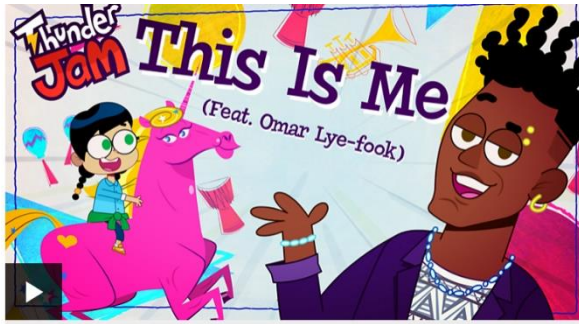
Watch as the Thunder Jam group begin to make music with the help from British RnB singer Omar.

Ben, Lottie, Mia and the twins create their own melodies and rhythms from just the noises they can make with their bodies.

Why don't you try making some of the noises they make in the video?

flap your arms like a penguin
stomp your feet like a dinosaur
click your tongue to sound like a unicorn
rub your hands together
pat your cheeks

<https://www.bbc.co.uk/bitesize/articles/zjcwqp3>



Create an 'After Lockdown' Jar

Create a jar or box where you put all of the ideas that you plan to do once you can go outside properly again



The World

Our Oceans, use You Tube to view some videos about the wonderful creatures within the ocean. Can you create an information page about a creature that fascinates you.

<https://worldoceanday.school/resources-2020/>



Health and Wellbeing Activities

Managing Emotions

<https://www.bbc.co.uk/bitesize/articles/zmmgrj6>



Keeping Healthy

Last week's suggestion was to keep healthy and look at healthy foods and a balanced diet.

How many of you have tried the PE with Joe Wicks?

<https://www.youtube.com/user/thebodycoach1>

We have been doing it in school! It is hard work!

Get some fresh air ...

Go for a walk/ a bike ride/ a ride on your scooter with your family and take a picture of something that interests you – no matter how big or small! Why does it capture your interest? Tell your grown up.



Shopping list and meal planning

Help your grown up write the shopping list for this week and decide what meals you can have as a family.



Why not help your grown up with the cooking too! Food tastes better when you've cooked it yourself.



Do some home baking

Can you make some home-made cakes by following the recipe:
<https://www.funkidslive.com/food/chocolate-rice-krispie-cakes/#>

