


Monday
Maths

English

The Firework Maker's Daughter:
To write a setting description.



Home learning focus

Today, it is finally time to write our setting descriptions. You will be writing a setting description of Mount Merapi. You will need a piece of paper, a pencil and your work from the last two days.

Equipment needed: You will need a piece of paper and a pencil.



This lesson includes:

- Spelling quiz
- Features of a setting
- Star words
- Writing

Please click on the link to access your learning:

<https://www.thenational.academy/year-2/english/to-write-a-setting-description-year-2-wk3-5#slide-2>

To consolidate and review.

Home learning focus

Get a pencil and paper ready because today is a video quiz recapping all the maths learning so far.

Equipment needed: You will need a piece of paper and a pencil.



This lesson includes:

- Activity - quiz to help assess your previous learning on this topic and to recap anything you may have forgotten
- Quiz to see what you have remembered.

Please click on the link to access your learning:

<https://www.thenational.academy/year-2/maths/to-consolidate-and-review-year-2-wk3-5>

Art

To make a self portrait using natural or recycled objects.



Home learning focus

In this lesson, we will be learning all about the artist Jane Perkins, she is a British artist who uses recycled materials to make portraits.

Equipment needed: You will need a collection of natural or recycled materials, a piece of paper and a pencil.



This lesson includes:

- Learn about Jane Perkins
- Collect materials
- Make your face
- Make a family members face
- Compare the faces.


Please click on the link to access your learning:

<https://www.thenational.academy/year-2/foundation/to-make-a-self-portrait-using-natural-or-recycled-materials-year-2-wk3-5#slide-2>

Tuesday

English

**The Firework Maker's Daughter:
To find the meaning of words.**



Home learning focus:

In this lesson, we are going to be finding the meaning of words from Chapter Two of The Firework Maker's Daughter. We will be reading pages 25-30. You will need a piece of paper and a pencil.

Equipment needed: You will need a piece of paper and a pencil.



This lesson includes

- Spelling
- Reading skills
- Read text
- Answer Questions

Please click on the link to access your learning:

<https://www.thenational.academy/year-2/english/the-firework-makers-daughter-to-find-the-meaning-of-words-year-2-wk4-1>

Maths

To relate halves and quarters to division.

Home learning focus

Get your pencil and paper ready, this unit is all about fractions. We will be looking at halves and quarters in relation to division.

Equipment needed: You will need A piece of paper and a pencil.



This lesson includes:

- Quiz to test your knowledge
- Star words
- Dividing into equal parts - halves
- Talk task
- Dividing into equal parts - quarters
- Independent task and review answers
- Final quiz to see what you have remembered

Please click on the link to access your learning:

<https://www.thenational.academy/year-2/maths/to-relate-halves-and-quarters-to-division-year-2-wk4-1>

History

To write about what you have learnt about the Shang Dynasty.



Home learning focus

In today's lesson we will be starting to write an essay (fact file) all about the Shang Dynasty. This will help you to organise all of your knowledge and produce a long piece of writing that will show just how much you have learnt!

Equipment needed:

You will need a piece of paper and a pencil



This lesson includes:

- What is an Essay?
- Paragraph 1
- Paragraph 2
- Paragraph 3
- Writing


Please click on the link to access your learning:

<https://www.thenational.academy/year-2/foundation/to-write-an-essay-about-the-shang-dynasty-year-2-wk4-1>

Wednesday

English

**The Firework Maker's Daughter:
To make inferences about a text.**

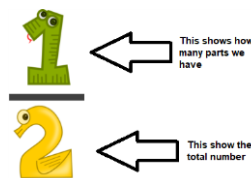


Home learning focus:

In this lesson, we are going to be making inferences from Chapter Two of The Firework Maker's Daughter. We will be reading pages 30-33.

Maths

To identify different parts of a fraction



Home learning focus:

In this lesson, we will be learning about the different parts of a fraction, such as the vinculum, denominator and numerator!

Equipment needed: You will need a piece of paper and a pencil.



Spanish

To learn days of the week and months of the year in Spanish.



Home learning focus:

In this lesson we will recap our previous learning, then we will learn how to say the days of the week and months of the year in Spanish. For this lesson you will need a pen or pencil and some paper to write down your new vocabulary

Equipment needed: You will need a piece of paper and a pencil.



This lesson includes:

- Spelling – 10 words
- Reading skill of the day
- Read text aloud
- Answer retrieval questions

Please click on the link to access your learning:

<https://www.thenational.academy/year-2/english/the-firework-makers-daughter-to-make-inferences-year-2-wk4-2>

This lesson includes:

- Quiz to test your knowledge
- Star words
- Identifying denominators
- Talk task
- Identifying numerators
- Independent task and review answers
- Final quiz to see what you have remembered

Please click on the link to access your learning:

<https://www.thenational.academy/year-2/maths/to-identify-the-parts-of-a-fraction-year-2-wk4-2>

Equipment needed: You will need a piece of paper and a pencil.



This lesson includes:

- A quiz – to assess your knowledge.
- Recap alphabet and numbers
- Learn days of the week
- Learn months of
- End of lesson quiz


Please click on the link to access your learning:

<https://www.thenational.academy/year-2/foundation/learning-the-days-of-the-week-and-months-of-the-year-in-spanish-year-2-wk4-2>

Thursday

English

To identify and use different sentence types.



Home learning focus

In this lesson, we will be learning how to identify and use different sentence types. We will learn about statements, questions and exclamation sentences.

Equipment needed: You will need a piece of lined paper and a pencil.



This lesson includes:

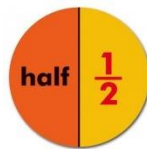
- Spelling – 10 words.
- Understanding different sentence types
- Practicing different sentence types
- Practice using different sentence types.

Please click on the link to access your learning:

<https://www.thenational.academy/year-2/english/to-identify-and-use-different-sentence-types-year-2-wk4-3>

Maths

To identify half of a shape



Home learning focus

Get your pencil and paper at the ready because in today's lesson, we will find out how to identify halves of shapes.

Equipment needed: You will need a piece of paper, a pencil and a ruler



This lesson includes:

- A quiz to test your knowledge
- Star Words – key vocabulary needed for the lesson.
- Talk task and review answers.
- Independent tasks and answers

Please click on the link to access your learning:

<https://www.thenational.academy/year-2/foundation/learning-the-days-of-the-week-and-months-of-the-year-in-spanish-year-2-wk4-2>

Science

To find out which materials are reflective.



gg89276484 GoGraph.com

Home learning focus:

In this lesson, we will be learning about reflective and non-reflective materials. We will investigate which objects are made from reflective materials and which objects are made from non-reflective materials. You will need a piece of paper and a pencil.

Equipment needed: You will need a pencil, paper and



This lesson includes:



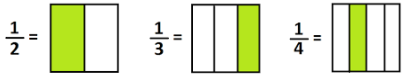


- Quiz
- Learning about reflective and non-reflective materials
- Questions
- Investigation
- Quiz

Please click on the link to access your learning:

<https://www.thenational.academy/year-2/foundation/which-materials-are-reflective-year-2-wk4-3>

--	--	--

Friday

English	Maths	Art
<p style="text-align: center;"><u>To identify key features of a recount.</u></p>  <p>Home learning focus</p> <p>In this lesson, we will be identifying the key features of a recount. This will help you when you come to write your own recount in Lesson 5.</p> <p>Equipment needed: You will need a piece of lined paper, a pencil and your</p>  <p>This lesson includes:</p> <ul style="list-style-type: none"> • Spelling – 10 words. • Look at features of a recount • Identify features of a recount • Independently identify features of a recount <p>Please click on the link to access your learning:</p> <p>https://www.thenational.academy/year-2/english/to-identify-the-key-features-of-a-recount-year-2-wk4-4</p>	<p style="text-align: center;"><u>To find halves, thirds and quarters of shapes.</u></p> <div style="text-align: center;">  </div> <p>Home learning focus:</p> <p>In this lesson, we will identify how to find halves, thirds and quarters of different shapes.</p> <p>Equipment needed: You will need a piece of lined paper and a pencil.</p>  <p>This lesson includes:</p> <ul style="list-style-type: none"> • Quiz • Star words • Making fraction. • Talk task and review • Recording fractions • Independent task and answers <p>Please click on the link to access your learning:</p> <p>https://www.thenational.academy/year-2/maths/to-identify-halves-thirds-and-quarters-of-shapes-year-2-wk4-4</p>	<p style="text-align: center;"><u>To finish our essay on the Shang Dynasty.</u></p>  <p>Home learning focus:</p> <p>In today's lesson we will be finishing our essay all about the Shang Dynasty. This will help you to organise all of your knowledge and produce a long piece of writing that will show just how much you have learnt!</p> <p>Equipment needed: You will need your work from Tuesday and a pencil.</p> <p>This lesson includes:</p> <ul style="list-style-type: none"> • What is an Essay? • Paragraph 1 • Paragraph 2 • Paragraph 3 • Writing <p>Please click on the link to access your learning:</p> <p>https://www.thenational.academy/year-2/foundation/to-write-an-essay-about-the-shang-dynasty-year-2-wk4-4</p>

Other fun activities for the week...

Go on a minibeast hunt

There's a whole other miniature world out there in your garden and it's just waiting for you to discover it! Absolutely nothing is required for this activity except your outdoor space and a beady eye. Don't forget to use the internet to your advantage to identify your finds! Write a list of all the different ones you find. Try looking under rocks or branches, be mindful not to harm any of them! Try making your favourite one a bug passport! Draw a picture of your chosen bug, what is its name? what does it eat? Where does it live? Write a little description about its features.



<https://www.suffolkoutdoorlearning.co.uk/storage/app/uploads/public/5ea/bbe/3a5/5eabbe3a56734003104856.pdf>

Write a letter to your teacher ...

We would love to see a hand written letter in your neatest handwriting! Let us know how you have been getting on at home. It will brighten up our day and put a smile on our face. Attach a photo of your letter in an email to us and let us know if you'd like to see it go up on our school website!




Our emails are:

Mrs Wasway 2A@garlinge.kent.sch.uk Miss Beaumont 2B@garlinge.kent.sch.uk Mr Millership 2C@garlinge.kent.sch.uk Miss Hebditch 2D@garlinge.kent.sch.uk

Go on a scavenger hunt

Head out in the garden or even around the house and see if you can find one of each thing on the list:

- Something symmetrical
- Something spiky
- 5 different shades of green
- Something that smells nice
- Something a bird might eat
- Something that doesn't belong there
- Something soft
- Something colourful



Cloud watching



Spread out a blanket or simply lie back on the grass and let your mind wander off into the big, blue sky above you. There's something very magical about watching the clouds float by. Try looking for shapes in the clouds, what can you see? As the clouds move and change does it turn into something different? Bring out a pencil and paper and see if you can draw the different cloud shapes you spot floating in the sky above.

Pebble art

When you next go on a walk see if you can find some smooth pebbles to decorate. Felt tips will work fine on lighter coloured rocks, if you want them to last longer outside then you'll need to use paint (acrylic is best). We would love to see your favourites emailed to us to go on the school website!



Potato printing



With an adult have a go at designing a stamp out of potato. It is best to draw your design on first with pencil on one half of the potatoe and then your adult can help you cut out the design. Once it is cut dip it in paint and get stamping! Make some patterns and you could end up with a piece of art to treasure.

Build a fairy house

Small world play is so enchanting. Choose a spot in your garden where fairies might visit, then collect natural items such as twigs, leaves, grass & petals to build your own mini fairy house. You could go all out and build mini pieces of furniture too!



Health and Wellbeing Activities Managing Emotions

Meditation for Kids

There are some fantastic mindfulness resources for kids on insight timer- you can get the app on your phone or log into the website for short meditations designed especially for children. Taking a few minutes for notice our breath and the feelings in our body is proven to help children (and adults) with identifying and managing their emotions and is a great skill to combat anxiety as well as improving concentration!

<https://insighttimer.com/meditation-topics/children>

Keeping Healthy

Have a go at some cosmic yoga and why not try some of the breathing



Healthy Choc Pops

Miss Hebditch's favourite healthy treat are these cute little chocolate balls! They are made in the food processor with dates, nuts and coconut oil and, best of all, there's absolutely no cooking involved!

[https://www.kidspot.com.au/kitchen/recipes/healthy-choc-pops-](https://www.kidspot.com.au/kitchen/recipes/healthy-choc-pops-recipe/cy9ndlmq?r=collection/kidfriendlyvegansnackrecipes&c=ecfw3ra6/Kid%2Ofriendly%20vegan%20snack%20recipes)

[recipe/cy9ndlmq?r=collection/kidfriendlyvegansnackrecipes&c=ecfw3ra6/Kid%2Ofriendly%20vegan%20snack%20recipes](https://www.kidspot.com.au/kitchen/recipes/healthy-choc-pops-recipe/cy9ndlmq?r=collection/kidfriendlyvegansnackrecipes&c=ecfw3ra6/Kid%2Ofriendly%20vegan%20snack%20recipes)

