


Weekly Home Learning Timetable

Year 6 04.05.20

English



Using punctuation and paragraphs

<https://www.bbc.co.uk/bitesize/articles/zhy72sg>

This lesson includes:

- two videos to help you understand punctuation and paragraphs
- three activities

Please click on the above link and work through the structured lesson and activities. Use your home workbook to complete the activities.

Monday

Maths



Multi-step addition and subtraction problems

<https://www.bbc.co.uk/bitesize/articles/z6ynscw>

This lesson includes:

- three summary slideshows
- two practise activities

Please click on the above link and work through the structured lesson and activities. Use your home workbook to complete the activities.

ICT/Geography




South America

Our focus in Geography is on Our World, in particular, South America. Select a country from South America and consider some of the key points that you could write about in a leaflet, poster, non-chronological report:

- Cities, Buildings, Important Landmarks (physical and human-made)
- Animals which inhabit that country
- Famous meals / dishes
- Flags
- Dances or traditions
- Phrases in the national language
- Currency and conversion
- Anything else you can think of!

English



Using bullet points

<https://www.bbc.co.uk/bitesize/articles/zdmc47h>

This lesson includes:

- two videos
- three activities

Please click on the above link and work through the structured lesson and activities. Use your home workbook to complete the activities.

Tuesday

Maths



Week 1

Lesson 5


Using Scale Factors

<https://whiterosemaths.com/homelearning/year-6/>

Please click on the above link and then find **Week 1** and scroll down to **Lesson 5**. Watch the video and work through the structured lesson and activities.

In this lesson, you will learn some of the skills needed for the 'Dream Bedroom' project found in the extra activities section.

Science



Mixing, dissolving and separation

<https://www.bbc.co.uk/bitesize/articles/zy3bdm>

This lesson includes:

- two video showing how to mix and dissolve and also how to separate out mixtures
- two activities to help reinforce learning.

Please click on the above link and work through the structured lesson and activities. Use your home workbook to complete the activities.

Wednesday

English

Comprehension – How to design a rollercoaster

<https://www.garlingeprimary.co.uk/websites-content/howtodesignrollercoaster-1586424576.pdf>

Please read 'How to design a rollercoaster', look in the dictionary for any challenging words, reread the text and then answer the questions in homework book. Ask an adult to go through the answers and try to up-level any you need to in pencil.



Maths



Week 2 Calculating Scale Factor Lesson 1

<https://whiterosemaths.com/homelearning/year-6/>


Please click on the link and then find **Week 2, lesson 1**. Watch the video and work through the structured lesson and activities.

In this lesson, you will learn some of the skills needed for the 'Dream Bedroom' project found in the extra activities section.

Art/DT/English

Design your own invention/magnificent machine (to make the bed, to tidy your bedroom, to make a cup of tea, to feed the cat or dog) and write an explanation text (set of instructions) of how it works. Think about how the explanation was organised in the 'How to design a rollercoaster' text.

Maybe get some inspiration from the 'Wallace and Gromit' animation comedy series.



Thursday

Topic – History/ICT



Use the below websites, power-points and clips to research VE day which celebrates its 75th Anniversary tomorrow (Friday 8th May). What have you found out? Create something similar to the research map shown in the resource section below. Once you have finished, you can complete the VE day word-search in the resources section.

<https://www.bbc.co.uk/newsround/48201749>

<https://www.bbc.co.uk/teach/class-clips-video/history-ks2-ve-day/z7xtmfr>

<http://www.primaryhomeworkhelp.co.uk/war/end.html>

<https://www.dkfindout.com/uk/history/world-war-ii/ve-day/>

<https://www.twinkl.co.uk/resource/t2-h-5399-ks2-ve-day-information-powerpoint>

<https://www.youtube.com/watch?v=EFaMjmBt2JU>

English/History



VE Diary – Please look in the resources section for a template.

Either:

Imagine you are a front-line soldier fighting in WW2. You have just found out that the war in Europe is over. Write a diary about your experiences and how you feel.

Or:

Choose one person from the street party photograph (look in the resource section) and write a diary about their feelings regarding the war ending.

Design Technology

Design a VE Day medal for the heroic soldiers who served in the war (look at resource sheet below).

Once you have created this on paper, you could then create a model out of different materials.



Friday

BANK HOLIDAY

Other activities for the week – see below

- **History:** Join in the 75th Anniversary celebrations of VE day on Friday 8th May with live streams, singalongs and resource packs. Follow the link: <https://www.britishlegion.org.uk/get-involved/remembrance/remembrance-events/ve-day-75?seg=WPDW3B>. You could also design your own VE day street party (see the resources below for planning ideas) or design your own 75th Anniversary street party celebration poster.



- **English/Art:** When you go out for your daily exercise, take a photograph and recreate a scene of nature. Be inspired by the artwork of British artist Angie Lewin.



Now write a fact-file or biography about the artist Angie Lewin.

- **Maths Mini Project:** You have moved into a new house and the adults you live with, have asked you to plan your new bedroom. Think about how you could draw a plan for this. Would your bedroom have a theme? What furniture would you have in there? What accessories would you include? Think about the size of your room – what size would your bed be? What appropriate methods would you use for reducing and scaling down your drawings – think about what you learnt in Wednesday and Thursday's Maths lessons.

You could give yourself a budget. Use the Homebase, Argos and Ikea websites to be inspired and look at the sizes of the furniture and costings of paint, furniture, rugs and accessories.

<https://www.argos.co.uk/>

<https://www.ikea.com/gb/en/>

<https://www.homebase.co.uk/>

- **Maths:** Use the following link to practise your times tables <https://trockstars.com/>



- **French: Bugs, Birds and Beasts**

<http://www.nicurriculum.org.uk/pl/>

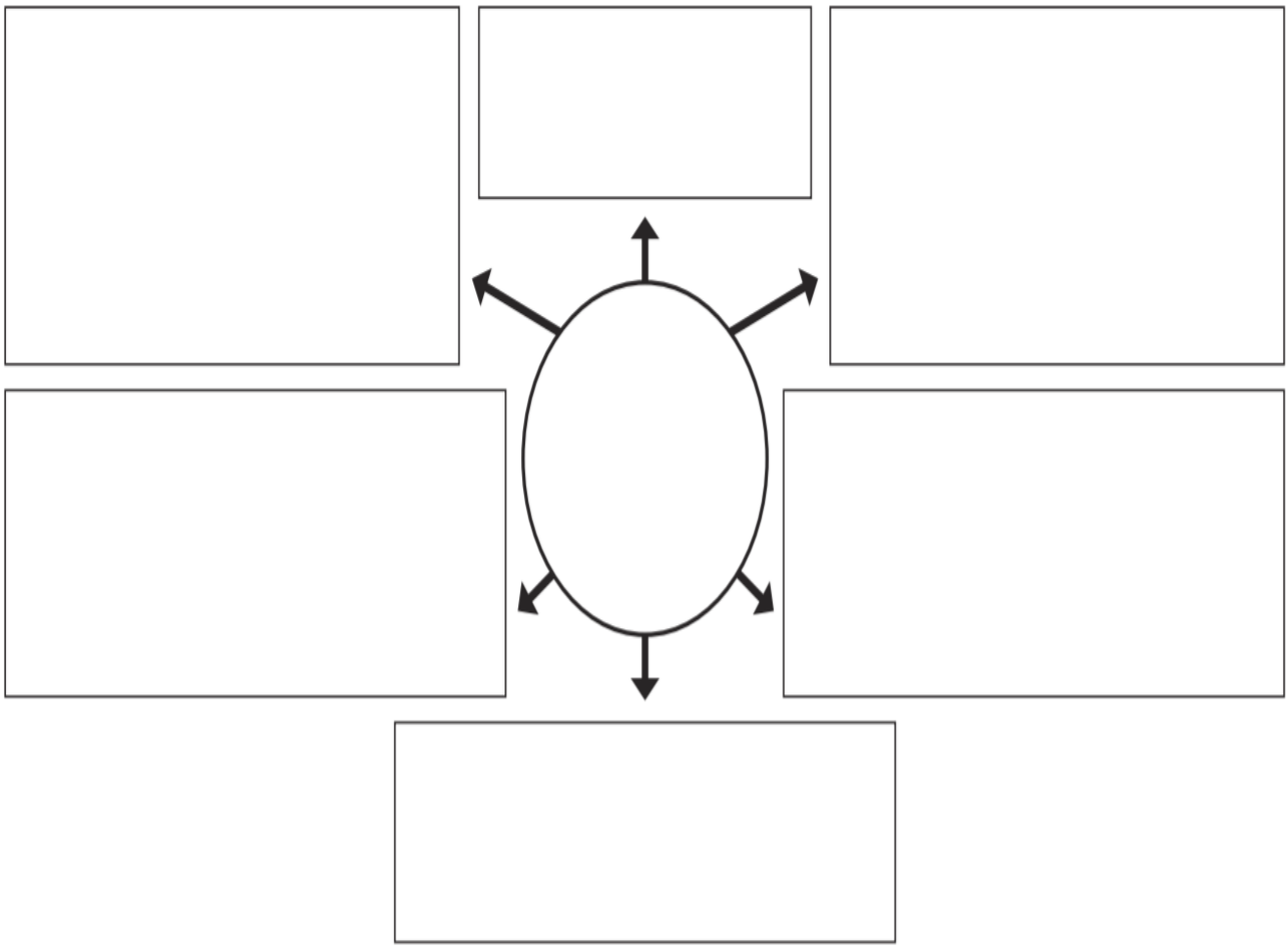


Stories
Rhymes
Word banks
Activities

Resources:

My Research Map

Fill the map with facts or pictures from your research and make links between any that have a connection. You could include questions you might research another day.



VE Day Diary

Imagine you are a soldier on the front line during during the Second World War.

You have just found out that the war in Europe is over.

Write a diary entry about the experience and how you feel.

Dear Diary,



A large, irregularly shaped box with a torn paper edge, containing horizontal lines for writing a diary entry.

VE Day Street Party Diary

Your task is to choose **one** person from this street party on 8th May, 1945 and write a diary entry for them about how they felt about the war ending.



A successful diary entry should answer the following from your chosen person's view:

- Have they seen the Blitz?
- Do they know someone fighting?
- Have they lost anyone in the war?
- How have they coped with rationing?
- How do they feel about the Germans?
- Have they been evacuated?
- Do they expect things to now return to normal?
- Has the war changed the world?



Make sure to include the key words below.

'The Blitz'
Germans

ration
blackout

evacuee
King George VI

Hitler
'The Hun'

soldiers
'The Front'

Churchill
Union flags

letters
wireless

VE Day

v	i	c	t	o	r	y	v	b	d	e	l
f	c	e	e	v	b	h	j	n	f	u	i
f	h	l	s	w	f	v	h	j	b	r	b
i	v	e	a	u	h	j	n	m	c	o	e
g	o	b	p	a	r	v	r	v	b	p	r
h	p	r	f	v	b	r	a	g	b	e	a
t	r	a	a	v	b	n	e	e	v	b	t
i	g	t	r	a	v	b	h	n	b	n	i
n	f	e	s	t	i	v	a	l	d	o	o
g	p	v	b	n	y	v	e	f	v	e	n
a	f	v	n	j	k	l	a	o	a	n	r
g	e	r	m	a	n	y	v	b	q	d	k

victory
europe
liberation
end
surrender

fighting
party
festival
germany
celebrate

WHOLE COUNTRY CELEBRATE


visit [twinkl.com](https://www.twinkl.com)

Design a VE Day Medal

This medal celebrated the end of the First World War and was given to soldiers who had fought in active theatres of the war. It was a symbol of **great pride** but its design was also highly **symbolic**.



Bronze medal, not too expensive after the war, but long lasting.



Your task is to create a medal for British soldiers who served in the Second World War that is just as symbolic and creative.

Your medal can be any shape or size but you must have considered the metal and ribbon choices.

You must include:

- The years of the war (1939-45)
- The colours of the Allies
- A symbol to signify the war and the soldier's sacrifice and victory
- A reference to the many theatres of the fighting (Europe, Africa, Asia, Air, Sea, Land)
- Annotations to explain your choices

Design a Street Party

8th May, 1945 VE Day



Special Guests

Food

Special Preparations

Decorations

8th May, 1945 VE Day

A Typical Week's Rations

Food (per person per week)

4oz bacon or ham
8oz sugar
2oz tea
1s2d meat (about 6p today)
2oz cheese
1lb jam
2oz butter
4oz margarine
2oz lard
1 egg
3 pints milk
1 can tinned fruit
1 box dried egg per 8 weeks



Clothes (48 points a year)

Coat= 18
Suit= 26-29
Men's shoes= 9
Women's shoes= 7
Dress= 11
Skirt= 7
Pyjamas= 8
Socks= 1
Gloves= 2
Scarf= 2
Trousers= 8
Shorts= 5



Toiletries

1 bar of soap
Very limited paper
1 box of washing powder a month
5 inches of bath water a week
1 gas ring to cook dinner
1 toilet roll per family, per week
Gravy to paint on tights



Available and non-rationed food

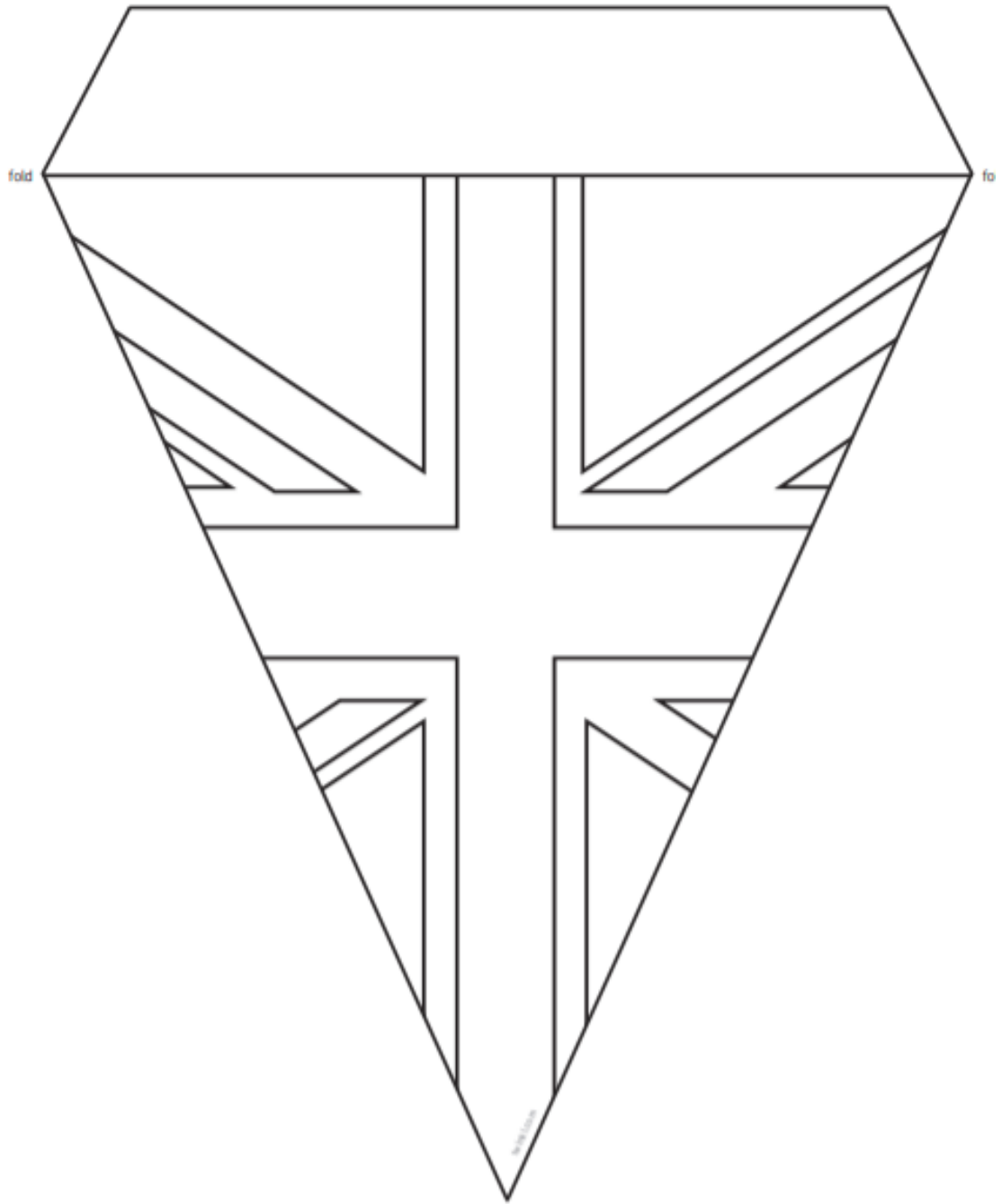
Apples
Home grown fruit and vegetables
Potatoes
Fish (expensive)
Snoek (South African fish)
Whale meat
Brown bread
Pigeon
Rabbit
Spam



Petrol

Only war business.
Only essential journeys encouraged by train.





fold

8th May 1945

fold

