







Weekly Home Learning Timetable

Year 6 11.05.20


This week you would have been sitting your SATs from Monday to Thursday. Every one of you had worked so hard towards these and you should be proud with what you have achieved this year so far. For those of you wanting to sit some SATs questions, there are some included at the end of this week's home learning. Why not see if your adult can answer them too!

Lastly, remember that you can send an email to your class teacher to ask them questions about your learning, or to send them a picture of some of the work that you have completed. It might even be uploaded to the school website!

Monday		
<h3><u>English</u></h3>  <p>Using commas, brackets and dashes for parenthesis https://www.bbc.co.uk/bitesize/articles/zrdyvk7 This lesson includes:</p> <ul style="list-style-type: none">two videos to help you understand how this punctuation is used to separate extra detail in a sentencethree activities <p>Please click on the above link and work through the structured lesson and activities. Use your home workbook to complete the activities.</p>	<h3><u>Maths</u></h3>  <p>Factors, multiples and prime numbers https://www.bbc.co.uk/bitesize/articles/zd8j7nb This lesson includes:</p> <ul style="list-style-type: none">two videostwo worksheets <p>Remember: to work out your common multiples, simply write out the times tables for that number!</p> <p>Please click on the above link and work through the structured lesson and activities. Use your home workbook to complete the activities.</p>	<h3><u>RE</u></h3>  <p>Ramadan, Fasting and Eid ul-Fitr https://www.bbc.co.uk/bitesize/articles/zdgrcqt</p> <p>Watch the three videos about Ramadan and Fasting.</p> <p>Complete activity 2 to show your understanding of this Islamic ritual.</p> <p>Complete activity 3 (craft activity) thinking about the things you will do when lockdown is lifted.</p>
Tuesday		
<h3><u>English</u></h3>  <p>Using hyphens and dashes https://www.bbc.co.uk/bitesize/articles/zmnwjhv This lesson includes:</p> <ul style="list-style-type: none">two videosthree activities <p>Please click on the above link and work through the structured lesson and activities. Use your home workbook to complete the activities.</p>	<h3><u>Maths</u></h3>  <p>Ordering operations https://www.bbc.co.uk/bitesize/articles/zb48d6f This lesson includes:</p> <ul style="list-style-type: none">two videostwo interactive activitiesone worksheet <p>Please click on the above link and work through the structured lesson and activities. Use your home workbook to complete the activities.</p>	<h3><u>International Nurse Day</u></h3>  <p>Today (12th May) is International Nurse Day. This day is one to remember and honour nurses for their exceptional services. The reason for this date, is because it was the birthday of Florence Nightingale, one of the most well-known nurses in history.</p> <p>Spend some time today either showing your appreciation to our nurses by creating a poster or message. Or research Florence Nightingale and see why she was so influential. https://www.twinkl.co.uk/blog/who-was-florence-nightingale-facts-for-kids https://www.youtube.com/watch?v=jONlz7vaMnU</p>

Wednesday

English



Comprehension – Why the Whales Came

Michael Morpurgo has written some incredible children's books – Perhaps you are still reading Kensuke's Kingdom at home?

Click on the link below and read through the extract of 'Why the Whales Came' making sure to look up the definitions of any new words. Answer the questions in your home learning book – remember to give evidence from the text!

<https://www.garlingeprimary.co.uk/web-site-content/why-the-whales-came-practice-text-and-questions-1585646279.pdf>

Maths



Today (13th May) is National Numeracy Day

<https://www.numeracyday.com/>

This day is to encourage people to have a go at learning a new mathematical skill, in the hope that they can improve their confidence.

Have a go at some of the arithmetic questions attached to this document. You can write on the sheet if you have printed it, or you can solve them in your home learning book.

Science



How Plants Reproduce

<https://www.bbc.co.uk/bitesize/articles/zrcpscw>

This lesson includes:

- two videos
- two activities

Please click on the above link and work through the structured lesson and activities. Use your home workbook to complete the activities.

Thursday

English



Recount Writing

Watch the video on this page:

<https://www.youtube.com/watch?v=jEjUAnPc2VA>

As you watch, think about the key events of the story. You may want to write these down.

Option 1:

Re-tell part of the story from either the pigeon or the agent's perspective. Use descriptive language to set the scene.

Challenge: Try and set a mood for the writing, by using short sentences and powerful vocabulary

Option 2:

Write a short newspaper report for the main event of the story.

Remember to include the 5Ws and some reported speech. **Challenge:** Write some sentences with relative clauses (who / which).

Maths

$$\begin{array}{r} 6 \\ 12 \end{array} \div 6 = \begin{array}{r} 1 \\ 2 \end{array}$$

Simplifying Fractions

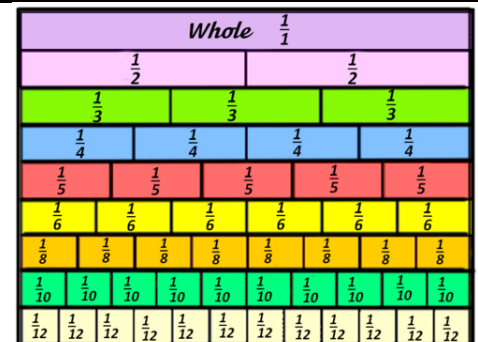
<https://whiterosemaths.com/homelearning/year-6/>

Please click on the link and find **Week 3, Lesson 1**. Watch the video, pausing at times to solve the questions. There is also an activity sheet, with a handy fraction wall.

The link below will take you to Maths Invaders game – make sure to select the 'simplifying fractions' category.

https://mathsframe.co.uk/en/resources/resource/289/KS2_Maths_Invaders

Design Technology / Maths!



<https://www.youtube.com/watch?v=dqV8km yufLE>


This video link will show you how to make a fraction wall. You will need a piece of paper, a ruler, pencil and scissors.

Why not try this on plain paper, then you can colour the different denominator fractions (like in the image above).

Friday

English / Topic

Galápagos Island Animals



Galapagos Islands

These incredible islands are off the coast of South America. They are the home to many unique species of animal.

Use the internet (or books if you have some!) to research a particular animal from the Galapagos Islands. Some are mentioned above.

Write down information about their description, habitat and some other fun facts.

Maths


Friday Challenge

Maths Challenge

<https://whiterosemaths.com/homelearning/year-6/>

Friday is Challenge Day! Click on **Week 3, Friday Challenge**. Solve the questions in your home learning book

ICT / Topic




Media Presentation

Using media resources, create a presentation of your work about an animal found on the Galapagos Islands.

You may even want to record / take a picture of your work, to send in to your teacher!

Other activities for the week – see below

- **Maths:** Use the following link to practice your times tables <https://trockstars.com/> 
- **Art / DT:** Beatriz Milhazes is a Mexican artist who creates colourful artwork that is on display in public places all around the world. Many of her creations involve overlapping circles which are brightly painted. Have a look at the photos in the resources section, or go online to see some more of her artwork. Try and replicate one of her pieces, or create your own, similar style piece.
- **Music:** See what you can learn about duration and tempo by listening to some of Beethoven's music. There are a couple of videos and an interactive set of questions too. <https://www.bbc.co.uk/bitesize/articles/z682xyc>

Resources:



Beatriz Milhazes



Beatriz Milhazes



$$\frac{1}{8} \text{ of } 996 =$$

1 mark

$$\begin{array}{r} 6291 \\ - 4834 \\ \hline \end{array}$$

1 mark

$$9.03 \times 10 =$$

1 mark

$$\begin{array}{r} 37.9 \\ + 87.4 \\ \hline \end{array}$$

1 mark

$$154 \times 7 =$$

1 mark

$$0.6 = ? \%$$

1 mark

$$686 \div 8 =$$

1 mark

$3^3 =$

1 mark

$2\frac{2}{9} + 3\frac{5}{9} =$

1 mark

$12.05 + 100 =$

1 mark

$0.06 \times 7 =$

1 mark

$\frac{5}{6} = \frac{20}{?}$

1 mark

$9.07 \times 5 =$

1 mark

$\begin{array}{r} \times 409 \\ \underline{45} \end{array}$

2 marks

Here is part of the bus timetable from Riverdale to Mott Haven.

Riverdale	10:02	10:12	10:31	10:48
Kingsbridge	10:11	10:21	10:38	10:55
Fordham	10:28	10:38	10:54	11:11
Tremont	10:36	10:44	11:00	11:17
Mott Haven	10:53	11:01	11:17	11:34

How many minutes does it take the 10:31 bus from Riverdale to reach Mott Haven?

minutes

1 mark

Mr Evans is at Fordham at 10:30

What is the **earliest** time he can reach Tremont on the bus?

1 mark

What is the **perimeter** of a square with an area of 64 cm^2 ?

cm

1 mark

Now give an example of another rectangle with an area of 64 cm^2 but a different perimeter.

length =

width =

1 mark

Circle the correct **verb form** in each underlined pair to complete the sentences below.

The last place I saw Jack and Gwen was / were in the playground.

At the museum, there was / were many interesting exhibits.

The bikes was / were lined up for the start of the race.

1 mark

Circle the two words that are **synonyms** in the passage below.

The café serves delicious snacks and cakes until noon.

After midday, you can also order hot lunches, sandwiches or soup.

1 mark

Tick one box in each row to show whether the word after is used as a **subordinating conjunction** or as a **preposition**.

Sentence	<u>after</u> used as a subordinating conjunction	<u>after</u> used as a preposition
He moved here <u>after</u> the end of the war.		
Entry is free <u>after</u> 5pm in the evening.		
I went to the cinema <u>after</u> I had eaten my dinner.		

1 mark

Tick one box in each row to show whether the sentence is written in the **active** or the **passive**.

Sentence	Active	Passive
The lost dog was found by the children.		
Everyone heard the thunder.		
Nicole was riding her bike.		

1 mark

Which **two** sentences use punctuation to show **parenthesis**?

Tick **two**.

There are some books – including story books – in the cupboard.

To make space, we moved the chairs, tables and the boxes of games.

Our classroom, at the end of the corridor, has a red door.

On Tuesday, we will be selling cakes for charity.

1 mark

Insert **two commas** and a **semi-colon** in the correct places in the passage below.

Last Wednesday we performed a play at school I invited my parents to come and watch. When I first went on stage I was so nervous that I nearly forgot my lines.

1 mark