

EYFS Home Learning Timetable – Week starting 1.2.21



Monday

Maths Number

Home learning focus:

To explore numbers - Five

Warm up for today's session by practising your child's counting with this song:

<https://www.youtube.com/watch?v=DR-cfDsHCGA>

Share the Numberblocks PowerPoint with your child, model five using your fingers. Encourage your child to listen carefully to count each sound they hear, saying one number name for each sound.

<https://www.twinkl.co.uk/resource/numberblocks-number-fives-band-powerpoint-t-m-32438>

If you cannot access this, you can find a video adaptation here:

<https://youtu.be/So-VbzNkN5s>



Activity

Your challenge today is to take photographs of yourself showing me five in the funniest or most unusual place – remember to stay safe! I look forward to you sending me photographs of your high fives!

Literacy Phonics

Home learning focus:

To begin to recognise rhyming words

We are going to warm up our listening ears by playing a guessing game:

<https://epicphonics.com/games/play/whats-behind-the-door>

Today we are going to be learning about rhyming words – the repetition of similar sounds in two or more words, for example the 'at' sound in cat, hat and rat. Encourage your child to listen for the end sounds in words.

Activity

<https://www.phonicsplay.co.uk/resources> and select Phase 1


Cake Bake

Username: jan21

Password: home



[Nursery 11am](#)



Foundation

Physical Development – Clever Hands

Home learning focus:

To use a controlled movement

Today we are going to take part in Clever Hands activities. Ask your child if they can tell you what Clever Hands is and what it is for.

We do Clever Hands to build the strength and control in our fingers so we can do lots of different things with our hands.

If you have playdough, use this video as a warm up to the session:

<https://www.youtube.com/watch?v=BOLR3pQt8zg&t=4s>


You can find additional activities in our resource pack for this week on the home learning section of the website. Here you can also find recipes for making your own playdough.



Please join me for a story at the end of the day. I look forward to seeing you 😊



[Nursery 2.15pm](#)



Tuesday

Maths Number

Home learning focus:

To explore numbers - Five

Share the video of Jack's number five song
https://www.youtube.com/watch?v=q_DGRdsyirk

Today we are going to play a counting to five game
<https://www.topmarks.co.uk/learning-to-count/underwater-counting> (Select counting to five)
Recap the rules for careful counting with your child – saying a number name for each object, using your finger to help you count. Support your child to recognise the correct numeral if they need help.



[Nursery 11am](#)

Activity

Today we are going to be looking at some pictures and finding all the ones that belong to number five – recap the written representation of five with your child.

Related resources for this lesson can be found in the resources section of Foundation Stage home learning.

Literacy The Gingerbread Man


Home learning focus:

To use story language

Share the story of The Gingerbread Man. If you do not have the book at home you can find it here:

<https://youtu.be/Kqje-MIZCRs>

Talk to your child about the characters (who was in the story) and the setting (where did the story take place). Stop at different points in the story and ask your child what they think might happen next and why. Encourage your child to join in with the repeated refrains.



Activity

Support your child to complete a story review page (you can find an example of this in the home learning pack, or alternatively you can create your own). Encourage them to describe and talk about the setting (where) and the characters (who) and what happened first, next (in the middle) and last (how did it end?)



Your child can draw pictures for each section.


Related resources for this lesson can be found in the resources section of Foundation Stage home learning.

Foundation Physical Development

Home learning focus:

To develop balancing skills

Today we are going to be practicing our balancing. Support your child to complete the activities on the following page (you can also find this in our home learning pack):



Who can balance for the longest?

I would love to see some photos! 😊

Related resources for this lesson can be found in the resources section of Foundation Stage home learning.



Please join me for a story at the end of the day. I look forward to seeing you 😊



[Nursery 2.15pm](#)

Wednesday

Maths Number

Home learning focus:

To explore numbers - Six

Warm up by joining in with this number six song
<https://www.youtube.com/watch?v=r9qieqF2kFO>

Share the Adventures of Six PowerPoint with your child:
<https://www.twinkl.co.uk/resource/the-adventures-of-number-six-powerpoint-t-m-32816>

If you cannot access this, you can find a video adaptation here: <https://youtu.be/UjCgVUrByqU>

Encourage them to count accurately to find the representation of six and help solve the number problems.



Activity

Go outside. Challenge your child to do six of an actions eg six star jumps, running for six seconds, take six giants steps, take six small steps.

Literacy Phonics

Home learning focus:

To answer questions with full sentences

Today we are going to be using our looking eyes to answer some questions our grown-ups ask us about The Gingerbread Man. Recap with your child the characters from the story and where the story takes place.



[Nursery 11am](#)

Activity

Share the Can you Find Poster with your child, encourage them to answer the questions on the sheet giving detail in their answer. For example if you ask "Where is the Fox?" Encourage your child to expand their answer "The Fox is in the river" rather than just pointing to where the Fox is.



Foundation Understanding the World

Home learning focus:

To make observations

Today we are going to be conducting our own experiment. If you have not got any gingerbread men, you can complete this experiment with any biscuit or cracker you have at home.

Talk to your child about how the Gingerbread Man goes to the river and does not want to get wet. Encourage your child to talk about what would happen if he were to get wet?



Support your child to conduct the following experiment to see what would happen if the Gingerbread Man got wet. Using different liquids, talk to your child about what they think might happen. Are they the same as him getting wet with water? Are they different? Repeat the experiment to see if your child was right!



We would love to see some photos 😊

Related resources for this lesson can be found in the resources section of Foundation Stage home learning.



Please join me for a story at the end of the day. I look forward to seeing you 😊



[Nursery 2.15pm](#)

Thursday

Maths Number

Home learning focus:

To explore numbers - Six

Warm up your counting brain with some physical activity. Repeat our activity from yesterday – can you do six star jumps? Six hops? Six bunny hops?

Today we are going to recap all of the numbers we have learnt about so far 1-6. The Numberblocks need your help to count!

Share the Six in the Mix PowerPoint with your child:

<https://www.twinkl.co.uk/resource/numberblocks-number-six-in-a-mix-powerpoint-t-m-32571>

If you cannot access this, you can find a video adaptation here: https://youtu.be/oHFIA_Sxwbw



[Nursery 11am](#)

Activity

Have the Let's roll sheet on your computer or printed off – encourage your child to count the dots on the dice and to identify the corresponding numeral.

Related resources for this lesson can be found in the resources section of Foundation Stage home learning.

Literacy The Gingerbread Man


Home learning focus:

To use talk to organise ideas

Re-share the story of The Gingerbread Man. If you do not have the book at home you can find it here:

<https://youtu.be/Kqje-MIZCRs>

Today we are going to be creating our own story map of The Gingerbread Man's adventure. Talk with your child about the different characters the Gingerbread Man sees and where he goes (the setting) – refer to the story review page from Tuesday's session.



Share this story map with your child (you can find this in our home learning pack). Talk about the characters and parts of the story you can see, and explain that there are gaps that need to be finished. Encourage your child to talk through the story from the beginning, and talk about what is missing when they get to it.



Activity

Support your child to draw the missing picture. If they are confident, they can write a label or caption underneath. If you do not have a printed version of this, you can work with your child to draw your own using the same layout.

Related resources for this lesson can be found in the resources section of Foundation Stage home learning.

Foundation Expressive Art and Design

Home learning focus:

To join in with singing

Share the following Gingerbread Man songs with your child (you can either choose a song, or have a try at a few!)

See How He Runs - <https://youtu.be/8aJKEdaBEMg>

Gingerbread Man on the Run -

<https://youtu.be/ScydatCmNQ>

Don't Trust Them - <https://youtu.be/8BXrTb1cN14>

Explain to your child that they are familiar tunes, can they recognise them?

Support your child to join in with singing to the tune.

You can find the lyrics in our home learning pack also. We hope you enjoy this singing activity together!

Related resources for this lesson can be found in the resources section of Foundation Stage home learning.



Please join me for a story at the end of the day. I look forward to seeing you 😊



[Nursery 2.15pm](#)

Friday

Maths Number

Home learning focus:

To match objects to numerals accurately

<https://www.topmarks.co.uk/learning-to-count/ladybird-spots>

The ladybirds need your help! They have lost all their spots – select counting (1 to 5 or 1 to 10 if your child is confident) Can you help the ladybirds by counting out the correct number of spots for each ladybird – good luck!



Activity



Today we are going to continue making our own number line, focusing on the numbers 4,5,6. You can use the numeral outlines in the resource pack or draw out your own for your child to colour in or collage on. Each week we will add to our number line.

Related resources for this lesson can be found in the resources section of Foundation Stage home learning.

Literacy Phonics

Home learning focus:

To begin to recognise rhyming words

<https://www.phonicsplay.co.uk/resources> and select Phase 1 – Hickory Dickory Dock
Username: jan21
Password: home

Encourage your child to all out “rhyme” when they hear the rhyming words.



[Nursery 11am](#)

Activity

Today we are going to be having a rhyming quiz – can you match the rhyming words by clicking on the correct picture?

<https://www.twinkl.co.uk/resource/t-l-8886-rhyming-match-quiz-powerpoint>

Foundation

Understanding the World

Home learning focus:

To observe changes

Today we are going to be making our very own Gingerbread Men! Choose one of the following recipes:

Making gingerbread men



Ingredients
60g brown sugar
300g self-raising flour
2 teaspoons ginger
1 egg
125g butter
90g golden syrup
Currants, cherries and orange peel

The instructions can be found in our home learning pack.



<https://www.persil.com/uk/dirt-is-good/recipes/make-your-own-gingerbread-men.html>

Support your child to follow the instructions to create the Gingerbread Men together. Encourage your child to talk about what the mixture feels like, what it looks like and how it is changing at each stage.

While you are waiting for your Gingerbread Men to cook, your child could order the Gingerbread Man pictures to show how they made their Gingerbread Men. You can find this in the home learning pack, or your child can draw their own pictures of each stage.

I look forward to seeing some photos!

Related resources for this lesson can be found in the resources section of Foundation Stage home learning.



Please join me for a story at the end of the day. I look forward to seeing you 😊



[Nursery 2.15pm](#)

Other activities for the week

For more exciting activities to complete this week visit <https://www.gosh.org/power-of-play>

You can also look on the home learning section on our website under the 'PE and Sport' section to find some additional activities to carry out with your child.

<https://www.garlingeprimary.co.uk/home-school-learning>

Zoom details:

Maths/Literacy/Foundation	https://zoom.us/j/92730421711?pwd=TXIEYmRxb2JWSXBzWDNYQVlqTzI4UT09 Meeting ID: 927 3042 1711 Passcode: y9UMYj
Story time	https://zoom.us/j/96150348131?pwd=U0I4b1pVNTFhNDdtcERLQVJCd2s2Zz09 Meeting ID: 961 5034 8131 Passcode: y9UMYj