

Nursery Home Learning Timetable – Week starting 1.3.21

Monday

Maths

Shape, Space and Measure

Home learning focus:

To identify 3D shapes

This week we are going to be exploring a different type of shape and their properties. Re-share the shape song from last week:

<https://youtu.be/OEbRDtCAFdU>

Remind your child that these are 2D shapes, ask them if they can remember what 2D means. It means that the shapes are flat.

Explain that we are going to be learning about shapes that are solid.

These are shapes might be tall or wide. These are called 3D shapes.

Share each shape with your child (if you have anything physical that can be used, please share this alongside): *cube, sphere, cylinder, cuboid, cone, square-based pyramid, prism.*

Talk about the following with your child:

- How many faces do they have?
- What shape are their faces?
- How many corners do they have?
- Are all the sides/edges the same length?
- Are the sides straight or curved?

Explain that all of these are the properties of a 3D shape.



[Nursery 11am](#)

Activity

Our activity today can be done around your home or outside in your local area. Support your child to identify the different shapes in your area. Ask them to explain why they are a certain shape, e.g. 'they have 3 sides/edges'.

You can take your shape flashcards along with you to support this. Which shapes can you see the most of?

You can find a checklist in our home learning resource pack.

Related resources for this lesson can be found in the resources section of Foundation Stage home learning.

Keep hold of your recycling for Friday's session!

Literacy

Phonics

Home learning focus:

To explore alliteration

Today we are going to be learning about alliteration – this is when words start with the same sound.

Our friends Madison and Felix are going to help us explore this.

<https://www.youtube.com/watch?v=HDX7bYiiBPg>

Encourage your child to listen carefully to the sounds being made – model the sounds using your mouth to show your child what the sounds look like. Don't worry if they find this tricky!



Activity

Our activity for today will have you up and moving!

Firstly you need to put on some music with a solid upbeat pulse eg One Direction or Little Mix. We are going to be saying 's' words. Chant 's' words on the beat of the music and include an action to help you remember the word. For example, "Sun, sun, sun" and draw a sun with your hand. Chant each word four or eight times – this goes well with the beat.

Try these 's' words – slither (chant and move your hand like a slithering snake. See (pretend to put on your glasses) Sit (point to the floor) and Slide (make your arm go down a pretend slide)

As a challenge try some other words, for example 't' words like tiger, tree and table.

Foundation

Personal, Social and Emotional Development

Home learning focus:

To develop calming skills through imagination

Today we are going to be joining Mrs Lotter again to join her in her moment of mindfulness.

Mindfulness in its simplest terms is a type of meditation where we pay attention to the present moment and focus entirely on our mind, body and feelings to create a feeling of calm.

We hope to make this a weekly occasion where our whole school community can come together, at home or school, and stop for a few minutes to take some quiet time in our busy lives. Janet Lotter offers some excellent videos on our Team Garlinge Channel, on YouTube, which you could watch during these moments.



You can find the video's available on your School Youtube channel here which will aim to support your child to develop a skill to control thoughts and calm their bodies and minds through imagination.

<https://youtu.be/koeFJXGsBFU>



Please join me for a story at the end of the day. I look forward to seeing you 😊

[Nursery 2.15pm](#)

Tuesday

Maths

Shape, Space and Measure

Home learning focus:

To identify 3D shapes

Share this song with your child:

<https://youtu.be/zPZegz690Mg>

Find some 3D objects or you can use pictures of 3D shapes (cube, sphere, cylinder, cuboid, cone, square-based pyramid, prism) which can be found in our home learning pack.

Explore these shapes and their properties with your child (recapping the learning from yesterday) and then put them into the bag. Put your hand into the bag, pick an object and keeping it hidden in the bag, describe some of its properties to your child. E.g. how many faces/sides/edges it has or how many corners. Support your child to guess what the shape is. You can swap over and your child can have a go at describing the shape selected for you to guess.



Activity

Share this game with your child:

<https://www.ictgames.com/mobilePage/shiftingShapes/index.html> – selecting 3D shapes (when you click next the name of the next shape will show so you can ensure only the shapes we are covering are shared with your child).

Encourage them to use the descriptive vocabulary explored to talk about the different details they see as they move the cursor over the shape. Can they correctly identify the shape that is hidden? Repeat for other shapes.

Related resources for this lesson can be found in the resources section of Foundation Stage home learning.

Literacy

Harry and the Bucketful of Dinosaurs

Home learning focus:

To write a simple sentence

Share the story of 'Harry and the Bucketful of Dinosaurs go to School'. If you do not have a copy of this you can find the video here: <https://youtu.be/gCR42DG1joU>

Throughout the story, encourage your child to recall their very first day at Garlinge. How did they feel? Were they excited like Harry? Were they nervous like Stegosaurus? Were they quiet like the little boy that Harry met?

Support your child to think about what they did during their first time at school. Did they make new friends? Did they play some new games? Did they do some new activities, such as yoga?



[Nursery 11am](#)

Activity

Get your child to draw a picture of what they enjoyed on their first days of school. Support them to talk about what they have drawn in full sentences and then scribe these alongside their drawing. Encourage your child to write their name on their drawing – look carefully at how to form letters in their name – don't worry if they find this tricky.

Foundation

Expressive Arts and Design

Home learning focus:

To create a planned effect

Today we are going to be making our very own dinosaur bones!

You will need:

Thick card (old cardboard boxes)

PVA glue


White tissue paper (we used toilet tissue, kitchen roll would work too)

Instructions:

Cut out a skull shape and dinosaur bones from the card. Mix water and PVA in equal parts. Scrunch tissue paper into balls and press onto the bones. Leave to dry.



<https://www.activityvillage.co.uk/dinosaur-bones>



Please join me for a story at the end of the day. I look forward to seeing you 😊



[Nursery 2.15pm](#)

Wednesday

Maths

Shape, Space and Measure

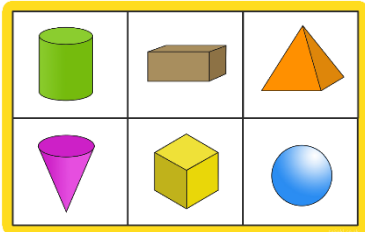
Home learning focus:

To identify 3D shapes

Re-share this song with your child:

<https://youtu.be/zPZegz690Mg>

Using a shape board (you can find this in the home learning pack or make your own), call out the names of the shapes and ask your child to point to the correct one. Once they are confident with this, you can describe the shapes using the terms explored and get your child to identify them and say the name of the shape. Explain that you are going to hide one of the shapes. Cover up one shape with a post it note or piece of paper then show your child the board again. Ask them what shape is hiding?



[Nursery 11am](#)

Activity

Using the shape board, get your child to look really carefully at the shapes they can see. Continuing with the hiding game, can your child describe the shape's properties (faces/sides/edges and corners)? Repeat for other shapes.

Related resources for this lesson can be found in the resources section of Foundation Stage home learning.

Literacy


Harry and the bucketful of Dinosaurs

Home learning focus:

To speak in full sentences

Re-share the story of 'Harry and the Bucketful of Dinosaurs go to School'. If you do not have a copy of this you can find the video here: <https://youtu.be/gCR42DG1joU>

Using the work from yesterday, share this with your child and talk about the things they did on their first day. Explain to your child that we will be going back to school next week after a long time away. Encourage your child to think of the things that they have missed and are looking forward to



Activity

Get your child to draw pictures of the activities they are looking forward to or the people they are excited to see when they return to school. Under each picture scribe an explanation as to what the picture shows – remember to talk in full sentences!

Please also use this time to explore any worries or concerns that your child has about their return to school, offering them reassurance as needed. Please do email your child's class teacher if necessary.

Foundation

Understanding the World

Home learning focus:

To notice changes in the environment

Talk about how last term we had lots of snow and it was very cold. Explain that this is because we were in our season of winter. This week marks the first week of the spring season.

Share this story with your child:

<https://youtu.be/bPDerrDgb9I>

Throughout the story, encourage your child to talk about the changes that have happened in the world around rabbit.


What can they see that is different?

What can rabbit see in his woods?

Talk about how spring is the time where plants start to grow and flower again, trees grow their leaves and the insects and some animals start to awaken.



Go on a walk with your child and look for signs of spring. Encourage your child to talk about what they see. They can draw pictures or check off the things they see from the checklist in our home learning pack.



Please join me for a story at the end of the day. I look forward to seeing you 😊



[Nursery 2.15pm](#)

Thursday

Maths

Shape, Space and Measure

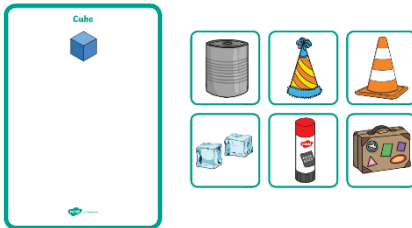
Home Learning Focus

To sort 3D shapes

Share this song with your child:

<https://youtu.be/2cg-Uc556-Q>

Today we are going to be sorting our 3D shapes, using our knowledge of their properties. In our home learning pack you can find the sorting sheets and pictures, alternatively you can create your own or use the physical shape.



Share each picture/item with your child. Ask them to talk to you about the properties of each shape. How many faces has it got? What shape are the faces? Etc. Get your child to sort the shapes with you into their groups.



Activity

Get your child to find their own objects around the house or from their outside environment to sort into groups according to their properties.

Related resources for this lesson can be found in the resources section of Foundation Stage home learning.

Literacy

World Book Day

Home learning focus:

To share a favourite character

Today is World Book Day – a day to celebrate your favourite books.

We are going to do a quiz about different stories – can you guess the story from the description?!

<https://www.twinkl.co.uk/resource/name-that-story-powerpoint-quiz-t-e-2549691>



[Nursery 11am](#)

Activity

If you have dressed up today ask your grown up to take a photograph of you and stick it in the frame. Ask your child to tell you who they have dressed up as and why they like that story/character. Scribe your child's response underneath. If you haven't dressed up draw a picture of your favourite book/character.

Related resources for this lesson can be found in the resources section of Foundation Stage home learning.

Foundation

World Book Day

Home learning focus:

To share a favourite story

Today is World Book Day – a day to celebrate your favourite books.

I would like you to enter the 'World Book Day' competition for the chance to win a bundle of fabulous Crayola goodies!

You need to simply draw, paint or craft your favourite book character and post a picture of your masterpiece on social media on **Thursday 4th March**. The competition will open at midnight on 3rd March and close at midnight on 4th March.

Make sure to use the hashtag **#VeryWBD** and tag **@beanstalkreads** so organisers can find your entry for the competition and share your picture as part of their virtual gallery! Entries will be accepted on Twitter, Facebook, Instagram and Linked In. Grownups please help your child to share their entry via these platforms.

I would love to see any photos if you've dressed up! 😊



Please join me for a story at the end of the day. I look forward to seeing you 😊



[Nursery 2.15pm](#)

Don't forget to check out tomorrow's activity so you can be prepared!

Friday

Maths

Shape, Space and Measure

Home learning focus:

To use 3D shapes for a purpose

Re-share this shape song with your child:

<https://youtu.be/OEbRDtCAFdU>

Share this video with your child (pausing as needed):

https://youtu.be/_38zR8lmMkY

Support your child to talk about the shapes that they can see in each of the pictures. Encourage your child to talk about their properties and what part of the picture they have been used for. (E.g. a cylinder for arms).



[Nursery 11am](#)

Activity

Support your child to collect 3D shapes from around your house, e.g. from your recycling etc. Encourage them to think about what they could build using the shapes that they have. Could they build a robot? A dinosaur?

Get your child to talk through the shapes they are using, their properties and what they are using the shapes for within their creation.

Please send us some photos of your child's creation!

Literacy

Phonics

Home learning focus:

To explore alliteration

We are going to continue learning about alliteration – when words start with the same sound. We are going to play the Tony Train game – you will need a toy train, a few zoo animals and a bag or box to hide the animals in.

Tony is driving his train through the jungle. We have a chant for this game “Tony Train, Tony Train” (With arm actions like a train) What did you see (make glasses using your hands)

Look secretly in the bag and pick an animal. Give your child alliteration clues eg “This animal is sssslipery, it is sssslimy and it is sssscaly” What do you think it is? Don't worry if your child doesn't guess the animal. Repeat using another animal eg “It is llllazy, it is llllovely and it is llllong” It is a Lion!



Activity

Today we are going to be going on a sound hunt! You can do this activity inside or outside. Look around to find objects that start with the same sound, for example can you find objects starting with the s sound, for example a stick, some sugar and a shirt!

Foundation

Health and Self-Care/The World

Home learning focus:

To eat a range of healthy foods / To look closely at similarities and change

Today we have two food activities for you to choose from – or alternatively you can do both!

The first activity you can choose from is to help us think about foods we can eat to help us stay healthy – have a look at the Dinosaur Salad: <https://www.goodto.com/recipes/dinosaur-salad>



Ask your child to name the ingredients in the salad – do they like these foods? If not, encourage your child to try the foods. Can you think of any other foods you could use to make a dinosaur from

The second activity you can choose from will help us to explore and talk about the changes we see when baking dinosaur biscuits! : <https://realfood.tesco.com/recipes/dinosaur-biscuits.html>

Can your child talk about each of the ingredients? What are they like? Can they smell them? Are they dry? Wet? Hard? Soft?

Encourage your child to talk about what they see at each stage of the recipe and talk about why it might be happening.



Please join me for a story at the end of the day. I look forward to seeing you 😊

[Nursery 2.15pm](#)

Other activities for the week

You can also look on the home learning section on our website under the 'PE and Sport' section to find some additional activities to carry out with your child.

<https://www.garlingeprimary.co.uk/home-school-learning>

You can find more World Book Day activities here - <https://www.worldbookday.com/>

Nursery Phonics:

You can find a video which will model the correct pronunciation of each sound here:

<https://youtu.be/-ksblMiliA8>

<https://youtu.be/MbO6vGBkx48>

Dinosaur fun:

Dinosaur colouring in online:

<https://www.thecolor.com/Category/Coloring/Dinosaur.aspx>

Dinosaur puzzles: <https://www.thelearningapps.com/dino-puzzle-game-for-kids/>

Story Bot Songs: <https://youtu.be/9EbfqQzdJOQ>

Zoom details:

<u>Maths/ Literac y/Foun dation</u>	https://zoom.us/j/92730421711?pwd=TXIEYmRxb2JWSXBzWDNYQVlqTzI4UT09 Meeting ID: 927 3042 1711 Passcode: y9UMYj
<u>Story time</u>	https://zoom.us/j/96150348131?pwd=U0I4b1pVNTFhNDdtcERLQVJCd2s2Zz09 Meeting ID: 961 5034 8131 Passcode: y9UMYj