

Nursery Self Isolation Home Learning

Day 1

Literacy Clever Hands

Home learning focus

LI - To use a controlled movement.

Today we are practising clever hands. We are exercising the muscles in our hands to help with our writing and drawing.

You can do this activity inside or in your garden. You could use a stick in mud or pens and pencils inside. Draw out circles, horizontal and vertical lines and zigzags like we have been practicing at Nursery. Have a go at writing letters from your name.



Maths Counting

Home learning focus

LI - To count objects accurately

Recap rules for careful counting – touch each object to help you, say number names in order, say one number name for each object.

Count the dinosaurs and write the numeral in the circle – your grown up can help you to write the numerals.

Resource for this activity can be found in the resource pack.

Foundation Dinosaurs

Home learning focus

LI - To use materials for a purpose.

Make a junk model dinosaur using materials from your recycling.



Day 2

Foundation Handling Tools

Home learning focus

LI - To use one-handed tools

Scissor skills tips – make long snips in the paper, keep the scissors moving, use your other hand to hold the paper steady.

Cut round the dinosaurs in the resource pack carefully




Maths Ordering Numbers

Home learning focus

LI - To order numbers.

Cut out the dinosaur numbers in the resource pack and stick them in the right order – say each number name out loud in order to help you.



Foundation Physical Development

Home learning focus

LI - To move with confidence in a range of ways.

Complete the Tiny the T-rex Cosmic Kids Yoga session.



<https://www.youtube.com/watch?v=rnIDBKD2S78>

Day 3

Personal, Social and Emotional Making Relationships

Home learning focus

LI - To be able to take turns.



Choose a game with your child where you need to take turns, if you have siblings in the house they can play as well. Explain to your child that we have to take turns when playing this game. We have to wait for other people to play before it is our turn. Model for your child how to do this correctly as well as modelling language during the game (eg it's your turn now, I think you might win, who's turn is it now). Try and encourage your child to use correct language back to you.


If your child is feeling confident why not try and create your own game where you need to take turns.

Maths Number

Home learning focus

LI - To match quantity and numeral

Play the dinosaur number matching game in the resources pack. Grownups if you could order the words that would be great, encourage your child to count each dinosaur carefully and see if they can find the corresponding numeral



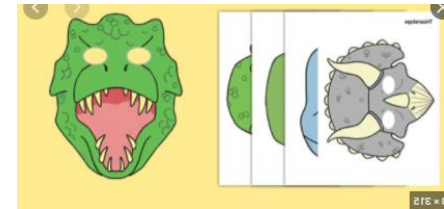
Foundation

Exploring and using media and materials

Home learning focus

LI - To construct with a purpose in mind using a range of resources.

Create your own Dinosaur mask - you could cut out and colour the Dinosaur mask in the resources section or make your own.



Day 4

Literacy Communication and Language

Home learning focus

To speak in full sentences

Share the dinosaur pictures from the resource pack with your child. Can they think of words to describe each dinosaur eg – scary, big, fast, and dangerous? Encourage your child to put these words into a sentence eg The T-Rex has sharp claws



Maths Shape, Space and Measure


Home learning focus

To order object by size.

Ask your children to gather a range of toys. Ask them which is the biggest/smallest? Take two toys and ask your child to compare them by identifying which is biggest and which is smallest.

Challenge your child to order their toys from smallest to biggest.

Have a go at ordering the dinosaurs in the resource pack.



Foundation Being imaginative

Home learning focus

To use a storyline or narrative in play.

Using the mask they made yesterday (or their own toys) ask your child act out their own dinosaur story.

Take a picture of what you have created and send it to me.



Day 5

Literacy Communication and Language

Home learning focus

L1 – To use vocabulary focused on objects of importance

Recap the learning from yesterday. Explain to your child that today they are going to design a dinosaur. Discuss with your child if their dinosaur has horns, claws, wings, spikes etc.

Ask your child to draw a picture of their dinosaur, scribe down your child's description of their dinosaur and give the dinosaur a name, for example, Miss Kempasaurus!



Maths Number

Home learning focus

To write numerals

Take turns counting with your child to 10, you can continue beyond this if your child is confident with this

Today we are going to practise writing our numerals accurately. There are many ways you can do this, and you can tailor the activity to your child's interests. You could chalk the numbers on the floor, you could get them to paint the numbers, or use a paint brush and water on concrete outside. You could get them to write using their finger in sand, rice, foam etc. Or you could use paper or our example sheet that can be found in the pack. We are going to be focusing on numerals to 10 – don't worry if your child finds this challenging.

Here is a video you can share to support your child with their number formation:

<https://www.youtube.com/watch?v=DzKqCmjVXLI> (with the 9 we would normally form it like this: 9)

Foundation The World

Home learning focus

To make observations and talk about change.

Spend some time in the kitchen creating your own dinosaur themed food. You could make biscuits, cakes, fruit or vegetables to make your own dinosaur food.

Take a picture of what you have created and send it to Nursery@garlinge.kent.sch.uk



Day 6

Literacy Reading for Pleasure

Home learning focus

LI - To share and talk about a book.

Share a picture book with your child. Look at the cover with your child. What is the story called? What pictures are on the front? Talk with your child about what characters they can see on the front cover. Ask your child what they think this story will be about and why? Do you have a dinosaur book at home that you can read together?



Maths Counting

Home learning focus

LI - To count accurately

Take turns counting with your child to 10, you can continue beyond this if your child is confident with this

We are going to recap some of the skills we have been using this isolation period. In the resource pack find the Dinosaur Colour and Count sheet. Have a go at recognising the numeral – if you need your grownups help that is fine, then colour in the corresponding amount of dinosaurs

Foundation Being imaginative

Home learning focus

LI - To create props to support role play

Use a small box like a shoe box to create your own dinosaur diorama.



Day 7

Literacy Clever Hands

Home learning focus

L1 - To use a controlled movement.

Use the recipe in the link to create your own play dough.

<https://www.bbcgoodfood.com/howto/guide/playdough-recipe>

Use your play dough to create your own dinosaur.



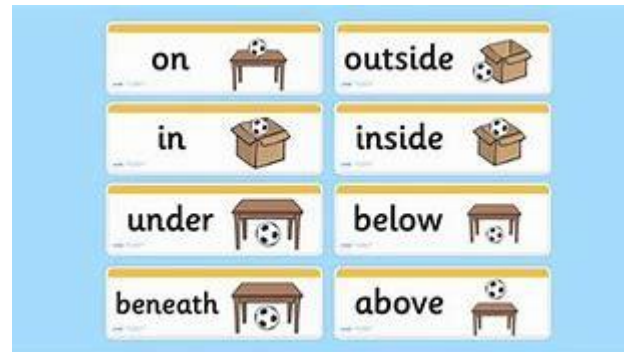
Maths Positional Language

Home learning focus

L1 – To use positional language

For today's maths you will need one of your toys and a box.

Ask your grown up to place your toy in various positions and ask you to describe where the toy is using words such as next to, under, on top of, behind and in front of.



Foundation Exploring and using media and materials

Home learning focus

L1 – To match movements to music

Today have a go at learning the dinosaur stomp.

<https://www.youtube.com/watch?v=lmhi98dHa5w>



Day 8

Literacy Name Writing

Home learning focus

L1 – To write letters from my name

Today I would like you to practice writing your name – look carefully at home each letter is written, is it a tall or short letter? Remember when you write your name the letters go from the left of the page to the right.

If you find this tricky then focus on the initial letter of your name.

Maths Repeating Patterns

Home learning focus

L1 – To continue a repeating pattern

A repeating pattern is one that has the same things (pictures, colours) over and over again, for example, red circle, green circle, red circle, green circle.

See if you can continue these patterns

<https://www.topmarks.co.uk/ordering-and-sequencing/shape-patterns>

Foundation Exploring and using media and materials

Home learning focus

L1 - To join in with singing

Have a go at learning the song 'You're a dinosaur and you know it' in the resource pack.

Use the backing music in this link to sing along to - <https://www.youtube.com/watch?v=a3WUghQDbiw>



Other activities for the week

For more exciting activities to complete this week visit <https://www.gosh.org/power-of-play>

