

Foundation Stage Home Learning Timetable – Week starting

08.06.20

Monday

Literacy Clever Hands

Home learning focus:

To use a controlled movement.

Explain to the children that today we are practising clever hands. We are exercising the muscles in our hands to help with our writing and drawing.

Whilst in the garden or out on a walk find something that you can make marks with. It could be a stick in mud or sand or chalk at the beach. Have a go at making lots of different shapes and patterns. Have a



go at forming the different letters that you know. Draw a letter or shape and ask a grown up to guess what you have drawn.



Nursery Phonics –

<https://www.twinkl.co.uk/resource/t-l-5629-rhyming-words-home-learning-activity-sheet>

Maths

Counting to 10

1 more and 1 less

Home learning focus:

Reception - To find 1 and 2 more than a number.

With your children practise counting up to 20 and beyond if they can.

<https://www.youtube.com/watch?v=eOdJWfQHF8Y>

Using toys or other small objects ask your child to count out different numbers reminding them to add 1 each time. When they have counted to an amount ask them to add '1 more'. How many do they have now?

Try writing out or making a number line to 10 or 20. Ask your child to find different numbers on the number line. Can they find 1 or 2 more?

Nursery – To count objects to 10

We are going to be counting tigers today! You can use your fingers to help you keep count.

<https://www.youtube.com/watch?v=wVeSM0IkEzo>

Foundation Animals

Home learning focus

To investigate animals in your local environment.

Today we are finding out all about animals. What animals do you know? What animals are your favourite?

Take a walk around your local area. What animals can you find? What do they look like? What colours are they?

Take pictures or draw pictures of the animals you see.




<p>Can you match the rhyming words? Listen to the end sound/s in the words to help you.</p> <p>Reception Phonics – Use your yellow sound cards to practise sounds with your child as well as creating your own words for them to sound out.</p>		
--	--	--

Tuesday

<p style="text-align: center;">Literacy <u>The Tiger Who Came to Tea</u></p> <p>Home learning focus:</p> <p>To enjoy the story of 'The Tiger who came to Tea'.</p> <p>Share 'The Tiger Who Came to Tea' with your child.</p> <p>https://www.youtube.com/watch?v=BXgW9UCgpc8&list=PLVFqWEPdfgcLYIlaWUQgpiC17FPF-mKH-</p> <p>Talk about the story with your child. What was their favourite part of the story and why? Would you invite the tiger to your house for tea? Ask your child if they can retell the story to you.</p> <p>Nursery Phonics – https://www.twinkl.co.uk/resource/t-l-8886-rhyming-match-quiz-powerpoint</p> <p>Look at each picture and click on the word that rhymes with it.</p> <p>Reception Phonics – Use your yellow sound cards to practise sounds with your child as well as creating your own words for them to sound out.</p>	<p style="text-align: center;">Maths <u>Matching objects to numerals</u> <u>1 more and 1 less</u></p> <p>Home learning focus:</p> <p>Reception - To find 1 and 2 less than a number.</p> <p>With your child practise counting with them up to 10 and 20. Try starting at different numbers and see if they can tell you what number comes next. Write these numbers down as you count them to see if your child recognises these numbers.</p> <p>Tell your child that today we are finding '1 less'. What does that mean? Explain that we are going to take 1 away. Practise counting toys or objects to different numbers and then finding '1 less' by taking an object away.</p> <p>Try this again on a number line by finding different numbers and finding '1 less' by counting backwards 1 step.</p> <p>If your child is confident with this try and find 2 less.</p> <p>Nursery – To match objects to numerals</p> <p>Recap with your child counting objects carefully, encourage them to count as they complete each finger print until they match the numerals given.</p> <p>(Choose a sheet tailored to your child's learning)</p> <p>https://www.twinkl.co.uk/resource/t-n-5028-leopard-fingerprint-counting-activity-sheets</p>	<p style="text-align: center;">Foundation</p> <p><u>Tiger Facts</u></p> <p>Home learning focus:</p> <p>To find facts about Tigers.</p> <p>Today we are finding out all about Tigers. Talk to your child and find out what they already know about Tigers.</p> <p>Watch Tiger facts – https://www.youtube.com/watch?v=RDqE-kj flc</p> <p>After you have watched the video ask your child what other tiger facts they have</p>
--	--	--

found out. Colour in the picture of a tiger from the resources



section. Around the picture write down all the new facts that you have found out.

Wednesday

Literacy Story Sequencing

Home learning focus:

To use sounds to write words and phrases.

Recap the story of 'The Tiger Who Came to Tea'
<https://www.youtube.com/watch?v=BXgW9UCgpc8&list=PLVFqwEPdfgcLY1laWUQgpiC17FPF-mKH->

Recap the story with your child. Who are the main characters? What are they doing at the beginning of the story? With your child cut out and colour the pictures from the worksheet in the resources section and place them in the correct order. Your child can then use the pictures to retell the story.

Nursery **Phonics** —
<https://www.bbc.co.uk/cbeebies/games/mr-tumbles-rhyme-time>

Maths Matching objects to numerals Combining Amounts

Home learning focus:

Reception - Today we will practise ordering numbers as well as writing numbers correctly.

Practise counting with your child like they did yesterday. As you count show your child how to write each number. Let your child have a go at writing each number making sure that they are the right way around. After each number ask them to confirm what number they have written.

Today explain that we are combining amounts to find a total. Ask your child to count out 2 small objects for you and 3 for themselves. Now say that we are going to find out how many there are altogether.

Show your child how we count both groups to make a total.

Practise this more using different numbers.

Foundation

Making a mask

Home learning focus


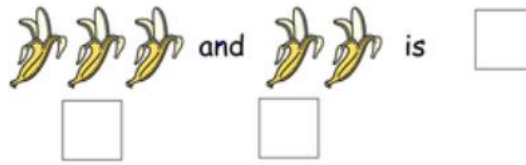
To construct with a purpose in mind using a range of resources.

Create your own Tiger mask.

You could cut out and colour the tiger mask in the resources section or make your own.

Choose a rhyme to sing with your grownups.

Reception Phonics – Use your yellow sound cards to practise sounds with your child as well as creating your own words for them to sound out.



Nursery – To match objects to numerals

Today we are going to be continuing our work with counting objects carefully. How many Yeti's can you count?

https://www.themathsfactor.com/games/try/?gameid=46&prefix=ZONE&config=IPG_C M_Y1_CA_001,%20support&title=Count%20the%20Yeti%201%20to%2010



Thursday

Literacy

Writing about a character

Home learning focus:

To use sounds to write about a character

Recap the story of The Tiger Who Came to Tea

<https://www.youtube.com/watch?v=BXgW9UCgpc8&list=PLVFqwEPdfgcLY1laWUQgpiC17FPF-mKH->

Ask your child about all the different characters from the story (Tiger, Sophie, Sophie's Mummy etc).

Maths

Counting accurately
Written Addition

Home learning focus:

Reception - Today we will practise adding number to 10 and 20.

Make sure that your child has something that they can use to count with such as toys, coins, pasta etc). Write down the + symbol and ask your child what this symbol means (They should know!). Remind your child that when we add the number gets bigger and we count how many there are altogether.

Write a number sentence such as $3+2$ for your child and ask them to use their counting toy to find the answer.


Foundation

Role Play

Home learning focus:

To use a storyline or narrative in play.

Using the mask/s they made yesterday (or their own toys) ask your child to retell the story of 'The Tiger Who Came to Tea'. Or tell

<p>Which character is their favourite? Ask your children what this character looks like? Write down words that they think of.</p> <p>Eg – Big, small, hungry, stripy, fun, kind, helpful, scared, happy,</p> <p>Draw a picture of your favourite character and then have a go at writing some words or sentences to describe that character.</p> <p>Nursery Phonics – https://new.phonicsplay.co.uk/resources/phase/1/cake-bake</p> <p>Click on the rhyming words to create your cake.</p> <p>Reception Phonics – Use your yellow sound cards to practise sounds with your child as well as creating your own words for them to sound out.</p>	<p>Use your counting toy to make 2 different amounts (eg 4+1). Ask your child to have a go at writing the number sentence making sure their numbers are formed correctly and are written the right way round.</p> <p>Try this again with more examples.</p> <p>Nursery – To count accurately</p> <p>Recap with your child how to write each numeral. Encourage them to use their finger to count each object carefully.</p> <p>https://www.twinkl.co.uk/resource/jungle-and-rainforest-i-spy-and-count-activity-to-10-tp-69712</p>	<p>your own story about a tiger!</p>  <p>Take a picture of what you have created to share with your teacher.</p>
---	---	---

Friday

<p style="text-align: center;">Literacy <u>Reading for Pleasure</u></p> <p>Home learning focus:</p> <p>To share a book and talk about what I've read.</p> <p>Share a picture book with your child. Look at the cover with your child. What is the story called? What pictures are on the front? Talk with your child about what characters they can see on the front cover. Ask your child what they think this story will be about a why? Ask the chi</p> <p>Nursery Phonics – https://www.york.org.uk/Downloads%20Old/EarlyYears/Phase%20</p>	<p style="text-align: center;">Maths <u>More or less</u> <u>Written Addition</u></p> <p>Home learning focus:</p> <p>Reception - To add numbers to 10 and 20 in a written form.</p> <p>Recap the learning you did yesterday by adding different amounts to find a total. Try using different objects such as frozen peas, stones found in the garden or sweets. Practise again writing simple number sentences (3 + 4 = 7) making sure that numbers are formed correctly.</p>	<p style="text-align: center;">Foundation <u>Tiger Themed Food</u></p> <p>Home learning focus:</p> <p>To make observations and talk about change.</p> <p>Spend some time in the kitchen creating your own tiger themed food. You could make biscuits, cakes, or use fruit or vegetables to</p>
--	---	--

[one%20resources/Aspect%205%20-%20The%20Silly%20Soup%20Song.pdf](https://www.mathszone.co.uk/resources/Aspect%205%20-%20The%20Silly%20Soup%20Song.pdf)

Create your own silly soup!

Reception Phonics – Use your yellow sound cards to practise sounds with your child as well as creating your own words for them to sound out.

Use a dice to find 2 random numbers. Ask your child to find each number on the dice and then form their own number sentence. What is the biggest number they can make? What is the smallest number they can make?



Nursery – Introduce the ideas of more and less to your child, discuss the meaning of each word (more = a bigger number, less = a smaller number)

Play the Mucky Monsters game with your child <https://mathszone.co.uk/count-and-understand/greater-or-less-than/mucky-monsters-ict-games/>

make your own tiger striped food.

Take a picture of what you have created to show your teacher!



Other activities for the week		

For more exciting activities to complete this week visit <https://www.gosh.org/power-of-play>

8th June is National Best Friends Day – tell your grown up who is your best friend and why – you could draw a picture of your best friend.

8th June is also World Ocean Day – have a look on this website for information <https://worldoceanday.school/>