

Year 1  
Meet the Teacher  
and  
Classroom Visit

Welcome



# Meet the Year 1 Team

## 1A - Mr. Piper

TA - Miss. Mahoney, Mrs. Cook, Miss. Dobson

## 1B - Mr. Johnson

TA - Mrs. Thackery, Mrs Weatherley, Miss Verrall

## 1C - Miss Barlow

TA- Mrs. O'Connor, Miss. Uburgs

## 1D - Mrs. Flynn

TA- Miss Fendt, Miss Kerton, Miss Weatherley















# Year 1 Curriculum 2019-20



At Garlinge Primary School and Nursery we believe that every pupil is entitled to a broad, balanced and relevant curriculum that takes account of the requirements of the National Curriculum and that builds on the children's Foundation Stage experience.



English 	Maths 	Science 	History 	Geography 
Computing 	<h1><u>The Year 1</u> <u>Curriculum</u></h1>			Music 
Art & Design 	Design Technology 	PE 	RE 	PSCHE 

# Year 1 Topics



At Garlinge Primary School and Nursery, we believe that children learn best when subject matter is related to content that engages and excites them. We have worked very hard to design a curriculum which is fun and exciting and which supports, challenges and extends all of our children's learning. We believe that the best way to do this is through the teaching of inspiring topics, which reinforce basic skills and which lead to high achievement for all.



Autumn 1 The Seasons



Autumn 2 Hot and Cold Countries



Spring 1 Old and New Toys



Spring 2 Landscapes



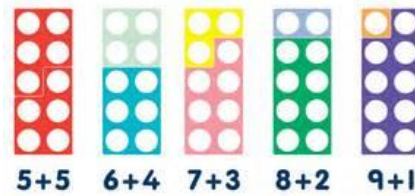
Summer 1 Earth and other planets




Summer 2 Lifecycles and Timelines



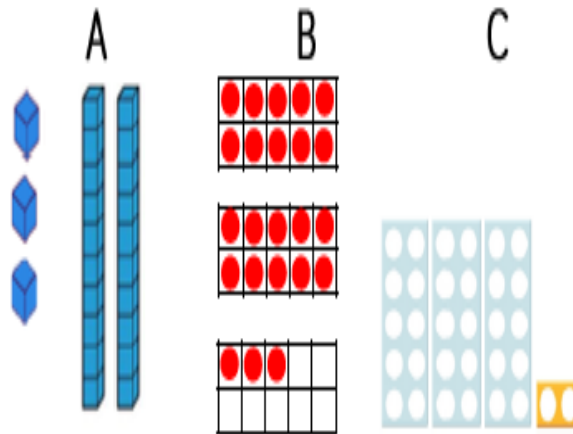
# The Curriculum



- **Mathematics** - focus on manipulatives, the recall of facts and reasoning.
- **Daily sessions.**



One of these images does not show 23.  
Can you explain the mistake?



C does not show 23, it shows 32. They have reversed the tens and ones.

# Rising Stars



## Questions:

- 1 Draw four crosses in the answer box.
- 2 Look at your answer sheet. Circle the number six.
- 3 What is three add two?

## Answer sheet:

1	
2	3 4 5 6 7
3	3 2



# Websites

[www.ictgames.com](http://www.ictgames.com)

[www.topmarks.co.uk](http://www.topmarks.co.uk)



**Topmarks**    Topmarks Search    Whiteboard Resources    **Learning Games**    Parents' Resources    Topmarks Blog

Find great educational resources

   Search

Browse by subject and age group

Select Subject...    Select Age Group...    Go

Featured Games and Whiteboard Resources

Place Value Charts    Level 1: Complete the Pattern    Score: 0 / 0

Popular Subjects

- Art
- Early Years
- English
- Geography
- History
- Languages
- Maths
- Music
- Religious Studies
- Science

## Choose a Category:

Counting   Ordering   Sequencing Numbers   Place Value, Odd and Even  
Addition and Subtraction   Times Tables   Multiplication and Division   Money  
Shapes   Measures   Data Handling   Problem Solving



## Counting Games


Learning to count is fun with this range of free educational games for Key Stage 1 children. Start with the simple counting games and progress to numbers up to 100. There are also matching and sequencing numbers activities.



### Teddy Numbers

The Teddy Numbers game can help you to learn numbers to 15. Learn the digits and words for the numbers and the game can help you learn to count too.

**Tablet-friendly**



### Underwater Counting

Can you find the treasure in our new game? You need to count the underwater creatures. This game has two levels: Counting to 5 and Counting to 10.

**Tablet-friendly**



# Forest School







# Forest school key information



- ▶ 6 weeks - starting wc 16<sup>th</sup> September 2019
- ▶ No forest school wc 14<sup>th</sup> October 2019 due to Year 1 Harvest performance
- ▶ 1D- Mondays, 1B Tuesdays, 1A Wednesdays, 1C Fridays
- ▶ Milk and snack is provided as usual
- ▶ Lunch: home packed lunch or a free school packed lunch
- ▶ Please ensure your child has plenty to drink
- ▶ Children to wear warm clothes including wellies, hat, gloves, scarf, coat-not school uniform as we do get muddy.
- ▶ Parents session - wc 4<sup>th</sup> November



# English

- ▶ **English** - Daily sessions, skills based and Topic based focusing on a lead text each term e.g. Flight and the story Up.
- ▶ Opportunities to practise and apply skills, knowledge and understanding acquired through English in other curriculum areas.
- ▶ **Guided Reading** - Daily sessions and weekly lesson focused comprehension skills (20-30 minutes).
- ▶ **Letters and Sounds and Spelling-** Daily sessions 20 minutes of whole class teaching, group work or independent activities.



# Letters and Sounds

Phase 1  
Phase 2  
Phase 3  
Phase 4  
Phase 5  
Phase 6

## Phonics

- Daily Letters and Sounds Lessons
- Phonics home learning books
- Phonics websites
- Weekly intervention groups in class
- 1:1 work with class teacher/TA
- Buster's Book Club
- Phonics after school club
- Daily guided reading lessons





# Letters and Sounds

Phase 1  
Phase 2  
Phase 3  
Phase 4  
Phase 5  
Phase 6



ch sh th ng  
ai ee igh oa oo  
ar or ur ow oi  
ear air ure er

ay ou ie ea oy  
ir ue aw wh ph  
ew oe au ey  
a-e e-e i-e o-e u-e









# Phonic check at the end of year 1

Week commencing Monday 8th June 2020



Practice sheet: Real words	Practice sheet: Pseudo words
in	ot 
at	vap 
beg	osk 
sum	ect 

<http://www.letters-and-sounds.com/>

<http://www.phonicsplay.co.uk/>

# Phonics and Reading Information Afternoon



- ▶ There will be a chance for parents of year 1 children to gain further information on how to support your child with phonics and reading at home on in Term 2.
- ▶ Throughout the academic year there will be a opportunities for you to support your child in class with their phonics and reading.



# Transition into Year KS1



## Terms 1 and 2

- ▶ Opportunities for TIA (Teacher Initiated Activities) where LI (Learning Intentions) can be explored, developed and achieved.
- ▶ Challenge is provided with high expectations.
- ▶ Star system encouraged where activities are rated by difficulty. (1 star activity for lower ability group to a 4 star activity that could be used to challenge the higher ability).
- ▶ 6 children per TIA activity 2 groups working with class teacher or Teaching Assistant.
- ▶ Access to continuous provision (activities always provided such as a writing area or book corner)

# Terms 3 and 4

During Term 3 in English and Mathematics lessons:

- ▶ TIA are to be reduced to 3 days a week with the other 2 days being TD group and independent tasks, developing transition towards Year 2.
- ▶ By the start of Term 4 children are to work towards a full English and Mathematics lesson with whole class input, followed by TD tasks linked to the learning intention.
- ▶ The class teacher and teaching assistant will work with the focus groups and where possible check on progress of independent groups.

**Term 5 and 6** will reflect the practice of a year 2 classroom.



# Transition to KS1



Garlinge Primary School and Nursery TIMETABLE  
Year 1 Term 1

Day	9:00 - 9:30	9:30 - 10:30	10:30 10:45	10:45 - 11:05	11:05 - 12:00	12:00 - 1:00	1:00 - 1:20	1:20 - 2:20	2:20 - 2:35	2:35 - 3:05
<u>Monday</u>	Assembly	Maths TD/TIA	P	Letters and Sounds	English TD/TIA	L	Guided Reading	Science TD/TIA	P	Geography TD/TIA
<u>Tuesday</u>	Music Assembly	PE	L	Letters and Sounds	English TD/TIA	U	Guided Reading	Maths TD/TIA	L	PSHE/Music TD/TIA
<u>Wednesday</u>	Assembly	Maths TD/TIA	A	Letters and Sounds	English TD/TIA	N	Guided Reading	RE	A	D & T/Art
<u>Thursday</u>	Handwriting Collective worship/Class Assembly	PE	Y	Letters and Sounds	English TD/TIA	C	Guided Reading	Maths TD/TIA	Y	History TD/TIA
<u>Friday</u>	Celebration Assembly	Maths TD/TIA		Letters and Sounds	English TD/TIA	H	Guided Reading	ICT		Choosing Time

# English

- ▶ **English** - Daily sessions, skills based and Topic based focusing on a lead text each term e.g. Flight and the story Up.
- ▶ Opportunities to practise and apply skills, knowledge and understanding acquired through English in other curriculum areas.
- ▶ **Guided Reading** - Daily sessions and weekly lesson focused comprehension skills (20-30 minutes).
- ▶ **Letters and Sounds and Spelling-** Daily sessions 20 minutes of whole class teaching, group work or independent activities.




# Handwriting



## ■ Cursive Script and patterns.



20 minutes  
- 3-4 times  
a week at  
the start of  
year 2.



# Phonics and Reading Information Afternoon



- ▶ There will be a chance for parents of year 2 children to gain further information on how to support your child with phonics and reading at home on in Term 2.
- ▶ Throughout the academic year there will be a opportunities for you to support your child in class with their phonics and reading.









# Phonic check at the end of year 2

Week commencing Monday 8th June 2020



Practice sheet: Real words	Practice sheet: Pseudo words
in	ot 
at	vap 
beg	osk 
sum	ect 

<http://www.letters-and-sounds.com/>

<http://www.phonicsplay.co.uk/>

## How can you help?

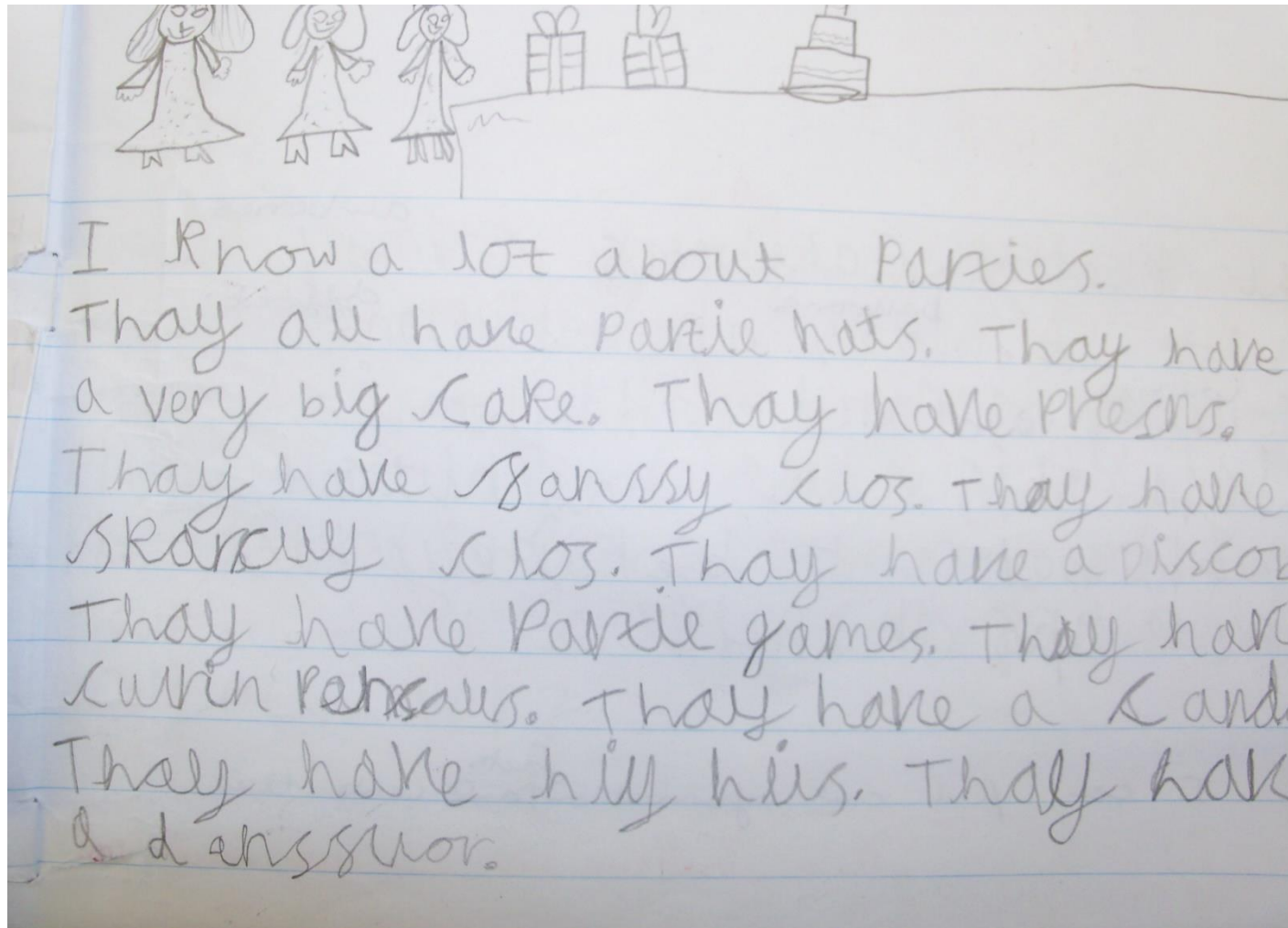
- ▶ Reading (daily, questioning) (Parents/Carers need to sign record book to get it changed).
- ▶ Busters (Wednesday 15 mins+).
- ▶ Spellings/ reading, phonics and blue word books.
- ▶ Home-School learning book.

# How can you help?



- ▶ Reading (daily, questioning) (Parents/Carers need to sign record book to get it changed)
- ▶ Buster's Book Club - Wednesdays
- ▶ Spellings/ reading, phonics and blue word books
- ▶ Mathematics (number bonds, times-tables, money, time and measurement)
- ▶ Home-School learning book
- ▶ Learning in everyday life
- ▶ Key facts about themselves
- ▶ Handwriting

This work is from a child who is working at the age expected level at the end of Year 1



I know a lot about parties.  
They all have party hats. They have  
a very big cake. They have presents.  
They have janssy clothes. They have  
skanky clothes. They have a discob  
They have party games. They have  
cubin pensals. They have a sand  
They have hilly hills. They have  
a d ansstor.

An example of a text that a child at the expected year 1 would be reading.



The magic took them back in time to a street on a foggy day.

A boy was standing under a gas lamp. He looked at the children in surprise.

# P.E Curriculum

- ▶ PE kit – 2 hours per week.
- ▶ Team coloured t-shirt & black (dark) shorts.
- ▶ Plimsolls or bare feet – indoor PE.
- ▶ Trainers – jogging bottoms / sweatshirt – outdoor PE.
- ▶ Please **clearly label** all clothing.
- ▶ Earrings and jewellery must be removed and long hair tied back.



Your child's PE days are on:

- ▶ **2A** -Thursday and Friday
- ▶ **2B** -Thursday and Friday
- ▶ **2C** - Tuesday and Thursday
- ▶ **2D** - Tuesday and Thursday





# Keeping Healthy at Garlinge



- ▶ 'Healthy School' status
- ▶ School meals
- ▶ Fruit and milk
- ▶ Water
- ▶ Healthy lunch boxes
- ▶ Winter weather

Did you know...

We have a school milk scheme!

Why school milk is great!

PERFECT PORTION



Children receive the ideal serving of fresh, chilled milk delivered to their classroom.



HEALTH  
School milk contains essential nutrients including calcium, protein and vitamins to help children grow healthy and strong.



School milk is excellent for hydration, supporting brain function including concentration, memory and creativity.

BRAIN FUNCTION



Interaction

Taking five minutes to drink school milk provides important social time for children.



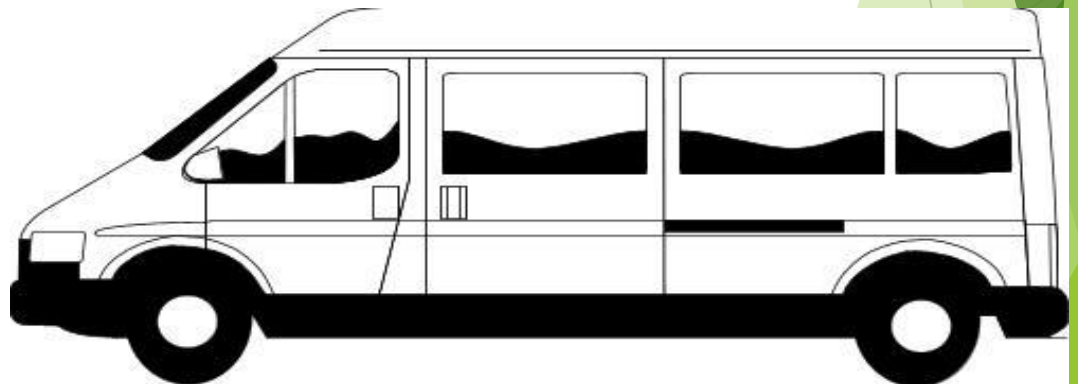
# The Curriculum

- ▶ **Trips-** Each year group will have a main trip (topic linked).

We will let you know the date for this once it is confirmed.

- ▶ **Extra-Curricular**

We have a broad range of clubs at school. These change termly. Some have a small charge to cover the cost of external providers. All clubs can be found on our school website.





# Expectations

The way in which the Government has asked pupils to be assessed in reading, writing, speaking and listening, maths and science.

- ▶ **Emerging**-working towards
- ▶ **Expected**-working at
- ▶ **Exceeding**- working above



# Expectations



At the end of year 1 children working at the National expected level will be at Year 1 Expected. (Green area)

Year 2 Garlinge Progress grids – 6 steps

READING														___% of children on track to make expected standard		___% of children on track to exceed expected standard		
	Below	Y1 Emerging		Y1 Expected		Y1 Exceeding		Below on track/ On track/ Above on track to make expected standard						Above				
		4	5	6	7	8	9	Y2 Emerging		Y2 Expected		Y2 Exceeding						
								10	11	12	13	14	15					
July 15	(3) CHILD A	CHILD B CHILD C	CHILD D CHILD E CHILD F CHILD G	CHILD H CHILD I CHILD J CHILD K	CHILD L CHILD M CHILD N CHILD O CHILD P CHILD Q	CHILD R CHILD S CHILD T CHILD U	CHILD V CHILD W											
End T1																		
End T2																		
End T3																		
End T4																		
End T5																		
End T6																		
	Below	Y1 Emerging		Y1 Expected		Y1 Exceeding		Y2 Emerging						Y2 Expected		Y2 Exceeding		Above
		4	5	6	7	8	9	10	11	12	13	14	15					
Target																		

At the end of year 2 children working at the National expected level will be at Year 2 Expected.

# Keeping to the rules



- ▶ Rewards for good choices -class rewards, team awards and whole school presentations.
- ▶ **Gold**- Outstanding Behaviour and learning displaying all for PART values their name will be published at the end of the day in the class “Golden Book” and celebrated in assembly by SLT. 3 stickers on merit chart.
- ▶ **Silver** - If children show excellent behaviour and learning they move to silver which will lead them to being awarded two stickers on their merit chart if they end the day on “Silver”.
- ▶ **Green** - All children begin on green and this signifies good behaviour and learning. Children will be awarded 1 sticker on their merit chart if they end the day on green.

# Rewards in KS1

- ▶ Merit charts are put into a tombola style box
- ▶ Teachers draw a winning merit card weekly. The winning child will chose a prize from reward box.
- ▶ Learner of the week
- ▶ Mathematician of the week
- ▶ Writer of the week - Work displayed on Star Writer board.
- ▶ Reader of the week and reading milestones
- ▶ School Value of the week
- ▶ Golden Time



# Sanctions

We recognise that some form of sanction will be necessary for behaviour that disrupts learning.

- ▶ **Orange** - If a child does not follow the established class rules they will move their name to orange. If the behaviour improves they can move their name back to green.
- ▶ **Red** - If a child who is already on orange persist with negative behaviour that impacts on their or others' learning they are moved to red. If this continues they are then sent to their partner class for 10 minutes. If a child continues to disrupt learning on return from their partner class, a 15 minute detention will be issued by the class teacher at the start of break or lunch.
- ▶ If a child is given a detention they will spend time with the senior teacher on duty completing a restorative session reflecting upon how they could have changed their behaviour.



# Attendance

- ▶ School gates open at 8:45am
- ▶ Registration at 8:50am
- ▶ School finishes at 3:10pm

## Absence

- ▶ Ring school as soon as you can.
- ▶ As a school we aim for all children to achieve 100% attendance.
- ▶ May/June (End of Key Stage 1 tests and phonics check)







# Attendance and Punctuality Rewards

At Garlinge we aim for all children to achieve 100% attendance.



KS1

Can you help your class to win this week's

**Attendance**

reward?



Will your class be this week's **Register Race** winners?



# Communicating With Parents



Newsletters will be sent home at the start of each term.

- ▶ There will also be additional information available on the school website. Here, there is also a child zone where your child can access fun games and learning activities. [www.garlingeprimary.co.uk](http://www.garlingeprimary.co.uk)
- ▶ We will keep you informed of relevant dates for the diary so please keep a note of these.
- ▶ Parent evenings will also keep you informed.
- ▶ If you have any concerns regarding your child you can book an appointment to see your child's teacher.

# Communicating With Parents



Newsletters will be sent home at the start of each term.

- ▶ There will also be additional information available on the school website. Here, there is also a child zone where your child can access fun games and learning activities. [www.garlingeprimary.co.uk](http://www.garlingeprimary.co.uk)
- ▶ We will keep you informed of relevant dates for the diary so please keep a note of these.
- ▶ Parent evenings will also keep you informed.
- ▶ If you have any concerns regarding your child you can book an appointment to see your child's teacher.

# Useful websites



<http://www.education.gov.uk/>

<httpwww.garlingeprimary.co.uk/>



Questions?