


Reception Home Learning Timetable – Week starting 22.2.21



Monday

Maths

Shape, Space and Measure

Home learning focus:

To identify 2D shapes

This week we are going to be exploring shapes and their properties. Share this shape song with your child.

<https://www.youtube.com/watch?v=OEbRDtCAFdU>

Share each shape with your child (you can find these in the home learning pack: *circle, square, triangle and rectangle*.

Talk about how these shapes are called 2D shapes because they are flat.

Talk about the following with your child:

- How many sides/edges do they have?
- How many corners do they have?
- Are all the sides/edges the same length?
- Are the sides straight or curved?

Introduce the pentagon and hexagon with your child, encouraging them to explore their properties as before.



[RA and RB](#)

9am

[RC and RD](#)

9am

Activity

Our activity today can be done around your home or outside in your local area. Support your child to identify the different shapes in your area. Ask them to explain why they are a certain shape, e.g. 'they have 3 sides/edges'.

You can take your shape flashcards along with you to support this. Which shapes can you see the most of?

You can find a checklist in our home learning resource pack.

Related resources for this lesson can be found in the resources section of Foundation Stage home learning.

Literacy

Phonics

Home learning focus:

To recognise the grapheme: th

Recap sounds covered so far using your yellow sound cards (you can add our new ones to the mix by writing them on pieces of paper).

Today we are going to be learning a new grapheme (letter shape) which makes a new phoneme (sound). Share the grapheme: *th*. Talk about how it

has a 't' and an 'h'. Explain that when these letters are together, they make a different sound. This is called a *digraph*, which means it is two letters making one sound. Model the sound it makes and the action: pretend to be very rude and stick out tongue whilst making a soft *th* and hard *th*



Can you think of any words that have a 'th' sound in? Share [Geraldine's](#) search around the house.



[RA and RB](#)

10:30am

[RC and RD](#)

10:30am

Activity

Ask your child to search the house to find things that start with, or have a 'th' sound in them. Practise writing the grapheme using the correct letter formation.



You can also share the jolly phonics song and action:

<https://www.youtube.com/watch?v=TQYDbZ8gqow>

Foundation

Personal, Social and Emotional Development

Home learning focus:

To develop skills to manage emotions

Today we are going to be joining Mrs Lotter and undertaking some mindfulness activities.


Mindfulness in its simplest terms is a type of meditation where we pay attention to the present moment and focus entirely on our mind, body and feelings to create a feeling of calm.

We hope to make this a weekly occasion where our whole school community can come together, at home or school, and stop for a few minutes to take some quiet time in our busy lives. Janet Lotter offers some excellent videos on our Team Garlinge Channel, on YouTube, which you could watch during these moments.



You can find the first video here which will aim to support your child to develop a skill to manage their emotions when they are feeling cross or overwhelmed:

<https://www.youtube.com/watch?v=JkAYGANaT1s>



Please join us for a story at the end of the day. We look forward to seeing you 😊



[RA and RB](#)

2:45pm

[RC and RD](#)

2:45pm

Tuesday

Maths

Shape, Space and Measure

Home learning focus:

To identify 2D shapes

Find some 2D shaped objects or you can use pictures of 2D shapes (square, triangle, circle, rectangle, pentagon and hexagon) which can be found in our home learning pack. Explore these shapes and their properties with your child (recapping the learning from yesterday) and then put them into the bag. Put your hand into the bag, pick an object and keeping it hidden in the bag, describe some of its properties to your child. E.g. how many sides/edges it has or how many corners. Support your child to guess what the shape is. You can swap over and your child can have a go at describing the shape selected for you to guess.



[RA and RB](#)

9am

[RC and RD](#)

9am

Activity

Share this game with your child:

<https://www.ictgames.com/mobilePage/shiftingShapes/index.html>

Encourage them to use the descriptive vocabulary explored to talk about the different details they see as they move the cursor over the shape. Can they correctly identify the shape that is hidden?

Repeat for other shapes.

Related resources for this lesson can be found in the resources section of Foundation Stage home learning.

Literacy

Harry and the Bucketful of Dinosaurs

Home learning focus:

To retell a story

Today we will be sharing the story – ‘Harry and the Bucketful of Dinosaurs’.

You can find the video of the story here:

<https://www.youtube.com/watch?v=uWoopkMgLqM>

However if you have your own, please feel free to share that.

Throughout the story, pause for moments to ask questions, such as:

- Do you like Harry's dinosaurs?
- Who do you think Sam is?
- What activity do you think the dinosaurs enjoyed the most? Why?
- How do you think Harry felt when he left his bucket behind?
- Will Harry get the dinosaurs back?
- How does Harry feel when he gets his dinosaurs back?



[RA and RB](#)

10:30am

[RC and RD](#)

10:30am

Activity

Talk about the key characters in the story (Harry, Nan, the dinosaurs etc.). Support your child to write a list of the characters using their sounds. Encourage them to either draw or cut out the characters from the home learning pack and together, use the puppets to retell the story. Encourage your child to talk about each event in the story.

Related resources for this lesson can be found in the resources section of Foundation Stage home learning.

Foundation

Physical Development

Home learning focus:

To show increasing control over an object

Today we are going to be practising our throwing skills. You can practise this skill outside your home or in your garden – anywhere where there's a safe patch of concrete!

You will need:

- 6 small stones/rocks
- Chalk to draw some circles
- Dinosaur pictures with numerals on, you can find these in our resource pack or you can write the numbers in chalk.

Draw four circles on the floor. Set up your activity like this:



Stand back and throw your stones! Support your child with their throwing action. Keep count of your scores – who has scored the most?

Check out Friday's activity so you can get prepared.



Please join us for a story at the end of the day. We look forward to seeing you 😊



[RA and RB](#)

2:45pm

[RC and RD](#)

2:45pm

Related resources for this lesson can be found in the resources section of Foundation Stage home learning.

Wednesday

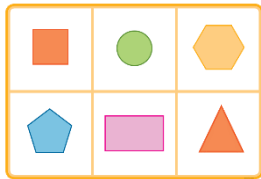
Maths

Shape, Space and Measure

Home learning focus:

To identify 2D shapes

Using a shape board (you can find this in the home learning pack or make your own). Get your child to look really carefully at the shapes they can see. Explain that you are going to hide one of the shapes. Cover up one shapes with a post it note or piece of paper then show your child the board again. Ask them what shape is hiding? Can your child describe the shape's properties (sides/edges and corners)? Repeat for other shapes



[RA and RB](#)

9am

[RC and RD](#)

9am

Activity

Using the shape board, call out the names of the shapes and ask your child to point to the correct one. Once they are confident with this, you can describe the shapes using the terms explored and get your child to identify them and say the name of the shape.

Related resources for this lesson can be found in the resources section of Foundation Stage home learning.

Literacy

Phonics

Home learning focus:

To recognise the grapheme: ng

Share this game called Help a Hedgehog and select 'Phase 2 CVC words':

<https://www.ictgames.com/mobilePage/helpAHedgehog/index.html>

Today we are going to be learning a new grapheme (letter shape) which makes a new phoneme (sound). Share the grapheme: *ng*. Talk about how it

has an 'n' and an 'g'. Explain that when these letters are together, they make a different sound. This is called a *digraph*, which means it is two letters making one sound. Explain that this sound is usually heard at the end of a word. Model the sound it makes and the action: pretend to be a weightlifter and bring arms above head and say *ng*.



Can you think of any words that end with an 'ng' sound?

Share [Geraldine's](#) search around the house



[RA and RB](#)

10:30am

[RC and RD](#)

10:30am

Activity

Ask your child to search the house to find things that end with the 'ng' sound. Practise writing the grapheme using the correct letter formation.



You can also share the jolly phonics song and action:

<https://www.youtube.com/watch?v=xqPMJR2cLwI>

Foundation

Exploring and Using Media and Materials

Home learning focus:

To construct with a purpose in mind

Today we will be dinosaur crafting. The following are a few ideas of crafts you can do with your child:

<https://www.activityvillage.co.uk/dinosaur-feet-craft>

<https://www.thesprucecrafts.com/impressive-dinosaur-crafts-4078435>

We quite liked this one!

<https://www.youtube.com/watch?v=09grQ02IHZ8>



Please join us for a story at the end of the day. We look forward to seeing you 😊



[RA and RB](#)

2:45pm

[RC and RD](#)

2:45pm

Thursday

Maths

Shape, Space and Measure

Home Learning Focus

To use shapes for a purpose

Share this story with your child:

<https://www.youtube.com/watch?v=wL6xkCQMPB8>

Encourage your child to talk to you about the different 2D shapes they can see. How many corners do they have? How many sides/edges do they have?



[RA and RB](#)

9am

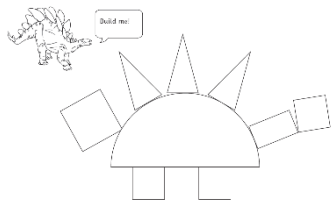
[RC and RD](#)

9am

Activity

Like the mice, we are now going to make our own pictures with the shapes we have explored. You can use the shapes in the resource pack or create your own shapes.

Encourage your child to identify the name and properties of the shapes that they have used in their picture.



Related resources for this lesson can be found in the resources section of Foundation Stage home learning.

Literacy

Harry and the Bucketful of Dinosaurs

Home learning focus:

To write labels

Re-share the story of 'Harry and the Bucketful of Dinosaurs'.

You can find the video of the story here:

<https://www.youtube.com/watch?v=uWoopkMgLqM>

If you still have your puppets, encourage your child to use them alongside the story.

Ask your child if they liked Harry's dinosaurs. If you have any dinosaurs, support your child to explore them and talk about what they are like. Are they different to Harry's?

Ask your child that if they could have a dinosaur, what would it look like? Would it have wings? Would it be colourful? Would it be big or little?



[RA and RB](#)

10:30am

[RC and RD](#)

10:30am

Activity

Get your child to draw a picture of their dream dinosaur, encourage them to think about their patterns and details. Support your child to then use their sounds to add labels to each part of the dinosaur, e.g. big wings, pink spots, long tail.

Related resources for this lesson can be found in the resources section of Foundation Stage home learning.

Foundation

Physical Development

Home learning focus:

To move with control

Today we are going to be joining the Garlinge PE department with a challenge activity!

Share the following video with your child and support them to control their movements and land appropriately:

<https://www.youtube.com/watch?v=CfNPAUdqCBk>

Make you sure follow Mr Hearn's top tips!

You can tailor this activity by following the directions in the video.



We would love to see some pictures of you completing this! 😊



Please join us for a story at the end of the day. We look forward to seeing you 😊



[RA and RB](#)

2:45pm

[RC and RD](#)

2:45pm

Don't forget to check out tomorrow's activity so you can be prepared!

Friday

Maths

Shape, Space and Measure

Home learning focus:

To explore 2D shapes

Re-share this shape song with your child:

<https://www.youtube.com/watch?v=OEbRDtCAFdU>

Using objects around your house (e.g. utensils, pencils, Lego or stickle bricks). Start building a shape we have covered this week. Encourage your child to explore and talk about what you are doing, e.g. making 3 sides/edges, how many corners you are making etc.

Support them to guess what shape you are making. Repeat with other shapes.



[RA and RB](#)


9am

[RC and RD](#)

9am

Activity

Using these objects/ other materials from around your home, such as string, straws or pencils, support your child to make their own representations of 2D shapes. Encourage your child to talk about the number of sides/edges and corners they have.



Related resources for this lesson can be found in the resources section of Foundation Stage home learning.

Literacy

Phonics

Home learning focus:

To read a simple sentence

Recap what a 'tricky word' is. A tricky word is a word that we cannot use our sounds to sound out to read so we have to remember them.

Introduce tricky word: *she*. Talk about the part of the word that makes it tricky. Share this song with your child, can they spot our new tricky word?:

<https://www.youtube.com/watch?v=TvMyssfAUx0>

Today we are going to be practising our blending to help feed the tyrannosaurus rex:

<http://www.ictgames.com/mobilePage/tellATRex/index.html> and select CVC.

Support your child to write yes / no on two different pieces of paper. Encourage your child to use their sounds to blend and read the sentence. Ask them to hold up yes or no in order to answer the question.



[RA and RB](#)

10:30am

[RC and RD](#)

10:30am

Activity

Continue the game, supporting your child to read and understand the simple sentences.

Foundation

The World

Home learning focus

To talk about the things that they have observed

Share with your child the dinosaurs trapped in the ice (this can be any plastic toy). Encourage your child to talk about how you can get them out of the ice.

- What needs to happen to the ice to free the dinosaurs?
- What can we do to help that happen?
- Is there anything you can do to free the dinosaurs more quickly?
- Could you put anything on the ice to help it to melt?

Explore different ways to free the dinosaurs. You could put one outside, one in the fridge, one by the radiator (in a tub of course!). You can also explore putting different liquids on it, like paint, ketchup, salt and vinegar! Support your child to talk about the changes that they see. Which method worked the best?



For more information, check out this link:

<https://littlebinsforlittlehands.com/frozen-dinosaur-eggs-ice-excavation-sensory-play/>



Please join us for a story at the end of the day. We look forward to seeing you 😊



[RA and RB](#)

2:45pm

[RC and RD](#)

2:45pm

Other activities for the week

You can also look on the home learning section on our website under the 'PE and Sport' section to find some additional activities to carry out with your child.

<https://www.garlingeprimary.co.uk/home-school-learning>

Reception Phonics:

You can find a video which will model the correct pronunciation of each sound here:

<https://www.youtube.com/watch?v=-ksblMiliA8>

<https://www.youtube.com/watch?v=MbO6vGBkx48>

Dinosaur fun:

Dinosaur colouring in online:

<https://www.thecolor.com/Category/Coloring/Dinosaur.aspx>

Dinosaur puzzles: <https://www.thelearningapps.com/dino-puzzle-game-for-kids/>

Story Bot Songs: <https://www.youtube.com/watch?v=9EbfqQzdJOQ>

Zoom details:

RA and RB

RC and RD

Maths Mr B/Miss M	https://zoom.us/j/99537849044?pwd=NlZncVZBdlFrWWlvUE5TRDR4Z1RYUT09 Meeting ID: 995 3784 9044 Passcode: Zy1AW3	https://zoom.us/j/92910184594?pwd=TIFYWmlvdVA1RCtLS2RQenlVanJOZz09 Meeting ID: 929 1018 4594 Passcode: b2GsV7
Literacy Miss S/Mrs K	https://zoom.us/j/99046238413?pwd=aUQ1MHBkZUNjbk9yOVBTtIVRNUpdz09 Meeting ID: 990 4623 8413 Passcode: rb9nYR	https://zoom.us/j/95141880366?pwd=TUpLeTRERFZPSkpRYjFUSXdMY0FTQT09 Meeting ID: 951 4188 0366 Passcode: K29mK1
Story time Mon/Wed/Fri Miss S/Mrs K	https://zoom.us/j/97083841073?pwd=ZFplZUQvajJSN2swTlNnbzlyQjNndz09 Meeting ID: 970 8384 1073 Passcode: rb9nYR	https://zoom.us/j/97082329943?pwd=T1AyTFdZSDNpWUo3NW9NVWlwMkFmZz09 Meeting ID: 970 8232 9943 Passcode: E0Y3h5
Story time Tue/Thu Mr B/Miss M	https://zoom.us/j/92038079788?pwd=NldSeDgrUkhwVUw4MlRGTXpQelFIUT09 Meeting ID: 920 3807 9788 Passcode: bDX87N	https://zoom.us/j/94309748277?pwd=Qmk4d090SDgzRjN1dnFnVEhzMUvZQT09 Meeting ID: 943 0974 8277 Passcode: 2mZib3