

1C and 1D Home Learning - Week Commencing 08/02/2021

Zoom meeting links for 1C/1D				
Session	Time	Hyperlink	Meeting ID	Password
Maths Mrs Moore	9.00 am	https://zoom.us/j/99522328242?pwd=Q3NxCTF4M0tOSTNKRfVWcztzZl3dz09	995 2232 8242	r13Ve7
English Miss Barlow	10.30 am	https://us05web.zoom.us/j/5613789268?pwd=dmtENCtUUFIOSEZvdjVzZjc1bVNCZz09	561 378 9268	5B3mAV
Storytime Miss Barlow	2.45 pm	Monday, Wednesday & Friday https://us05web.zoom.us/j/5613789268?pwd=dmtENCtUUFIOSEZvdjVzZjc1bVNCZz09	561 378 9268	5B3mAV
Storytime Mrs Moore	2.45 pm	Tuesday & Thursday https://zoom.us/j/97605431074?pwd=WlpjNGNtMTZrVTBISjU4OUJtOXprdz09	976 0543 1074	U4TxDg

Monday

Maths – 9am



L1: To count objects in 2s.

Today we are going to be learning to count in 2s. This video from Scratch Garden will get us off to a good start.

<https://scratchgarden.com/videos/counting-by-twos/>

There are lots of 2s around us. We call them pairs. Let's see if we can name the pairs. A pair means that there are 2 of something. Like shoes or gloves.

English 10:30am



L1: To write sentences.

Equipment needed:

You will need a pencil and paper.



We have been looking at the story 'Old Bear'.

Please re-watch the story here:

https://www.youtube.com/watch?v=ePCof76DLO0&ab_cchannel=JaneHissey

Few weeks ago you put your favourite character in the story 'Old Bear'. You

Science
Story 2:45pm



L1: To compare materials to design your own toy.

Equipment needed:

You will need a pencil and paper.



You have all worked super hard to look at a range of different materials and see what your toys, and old toys are made of.

Now you get to design your very own toy!



- Shoes
- Socks
- Gloves
- Children
- Trousers- have 2 legs or a pair of legs.

Can you find pairs in your house? How many pairs of shoes are there?

If we had lots of pairs and we wanted to count them quickly we could count in 2s.

Here is a game that will help us count in 2s.

<https://www.ictgames.com/mobilePage/whackAMole/index.html>

(Use the slider on the left to set the steps to 2.)

Then we can count them like this:


2, 4, 6, 8, 10

Please can you help your child to count in 2s using the worksheet on the planning resources.

Equipment needed

planned the story and last week started to write the story.


Now we need to write the next part of the story. Find your story map, which looks like this:



and look at box five! Your box should have the characters climbing the leaf to save Old Bear.

What is your toys name?
What adjectives can you use?
Did climbing the leaf work?
How do you think they feel?

To write sentences use your book template that looks like this:



Once you have written your sentence check the ladders

Before you start designing your toy ask yourself these questions:

- Will my toy be soft or hard?
- Will my toy be waterproof?
- Will it be light or heavy?
- Will it be rough or smooth?

As you answer these questions it will help you design your toy's material.

On the resource page there is a materials word mat to help you remember all the materials we have looked at.

Use the 'design a toy' page to draw your amazing toy and colour it in!

Once you have done this, use the lines to tell us all about your toy. Don't forget to tell us what material you used!

Zoom link for story:

<https://us05web.zoom.us/j/5613789268?pwd=dmTENCtUUFJOSUZvdjVzZjc1bVNCZz09>

561 378 9268

5B3mAV

You will need a piece of paper and a pencil and objects for counting.



Zoom link:

Join Zoom Meeting

<https://zoom.us/j/99522328242?pwd=Q3NxCTF4M01OSTNKRfVWcKtZzI3dz09>

Meeting ID: 995 2232 8242

Passcode: r13Ve7

of success to make sure you have completed each step! You can find the ladders of success on the resource page at the bottom.

Zoom link

<https://us05web.zoom.us/j/5613789268?pwd=dmtENCtUUFfO5EzVdUjVzZjclbVNCZz09>

561 378 9268
5B3mAV

Tuesday

Maths – 9am



LI: To count numbers in 2s

We can count number in steps of 2 using this Number Bubble Skip Counting game. Remember to set the game to use steps of 2.

English 10:30am



LI: To know the 'aw' sound.

Equipment needed:

You will need a pencil and paper.



ICT

Storytime- 2:45pm

LI-To know how to stay safe on the Internet.



Today is Safer Internet Day when children around the world celebrate the Internet, but

https://www.abcya.com/games/number_bubble_skip_counting

From there we can show our steps of with numbers using a 100 square.

<https://www.ictgames.com/mobilePage/hundredSq/index.html>

Can you colour in every second square? This will help you count in 2s. Your square will now look like this:

1	2	3	4	5	6	7	8	9	10
11	12	13	14	15	16	17	18	19	20
21	22	23	24	25	26	27	28	29	30
31	32	33	34	35	36	37	38	39	40
41	42	43	44	45	46	47	48	49	50
51	52	53	54	55	56	57	58	59	60
61	62	63	64	65	66	67	68	69	70
71	72	73	74	75	76	77	78	79	80
81	82	83	84	85	86	87	88	89	90
91	92	93	94	95	96	97	98	99	100

Please can you help your child to write their numbers in steps of 2, Please see the worksheets on the planning resources.

Equipment needed:

You will need a piece of paper and a pencil and objects for counting.



Zoom link:

<https://zoom.us/j/99522328242?pwd=Q3Nx>

For today's lesson we will be looking at the 'aw' sound.

Geraldine the Giraffe is going to help you. Please watch the video here: https://www.youtube.com/watch?v=7xvdbR6gO6O&ab_channel=MrT%27sPhonics

Once Geraldine has said the 'aw' sound. Pause the video to write the 'aw' sound as many times as you can in 2 minutes. You can make them big and small! Make sure you say the sound as you write it!

Once you have done that, continue watching the video and pause each time a new word comes up. Say the word and then write it on a piece of paper. For an extra challenge see if you can write the word without looking at the screen!

'Aw' words:

- Yawn
- Draw
- Strawberry
- Paw
- Saw
- Claw

Once you have done this you can put your words into a sentence or go straight to the activity on the resource page.

understand that they need to stay safe when using it.

This year the focus is on being aware that not everything you see or read on the Internet is true.

Here is a link to the parent's part of the Safer Internet site: <https://www.saferinternet.org.uk/safer-internet-day/safer-internet-day-2021/i-am-parent-or-carer>

Here you can find activities and information.

Here is a link to a child-friendly story which is about Digi-Duck who finds out that not everything he reads is true. Please can you watch this with your child and talk about the story.

<https://www.saferinternet.org.uk/detective-digiduck-virtual-assembly-3-7s>

Your child can then design their own safer internet poster and share it with their teacher.

Equipment needed:

You will need to think about the story and talk about it.

[cTF4M01OSTNKRFVWcktzZzI3dz09](https://us05web.zoom.us/j/5613789268?pwd=dmtENCtUUFiO5EzvdjVzZjctbVNCZz09)

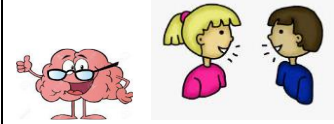
Meeting ID: 995 2232 8242

Passcode: r13Ve7

Zoom link:

<https://us05web.zoom.us/j/5613789268?pwd=dmtENCtUUFiO5EzvdjVzZjctbVNCZz09>

561 378 9268
5B3mAV



Zoom link for story:

<https://zoom.us/j/97605431074?pwd=WlpjNGNtMTZrVTBISjU4OUJtOXprdz09>

976 0543 1074
U4TxDg

Wednesday

Maths – 9am



LI: To count objects in 5s

Yesterday we were counting in 2s, but today we are going to build on this by counting in 5s. Scratch Garden have a good video to get us started:

<https://scratchgarden.com/videos/counting-by-fives/>

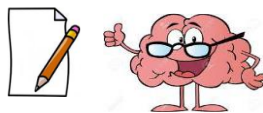
You can play a game with your child to teach them how to make groups of 5s: Can you find objects that you can put on plates such as biscuits? Can you make

English 10:30am



LI: To write sentences.

You will need a pencil and paper.



We have been looking at the story 'Old Bear'.

Please re-watch the story here:

https://www.youtube.com/watch?v=ePCof76DLO0&ab_channel=JaneHissey

History

Story – 2:45pm



LI- To be able to make a timeline for toys.

The children have been learning a lot about old and new toys this term and today they are going to be putting pictures of toys into order on a time line.

Please watch this video about toys with your child:

<https://www.youtube.com/watch?v=7JMZkLv2VwY>

groups of 5 pencils and put them in pots?

We can count in 5s using this game:

<https://www.ictgames.com/mobilePage/saucerSorter/>

Please can you help your child to complete the worksheet about making groups of 5 which you can find on the resource pdf in Home Learning on the school web-site.

Equipment needed:

You will need a piece of paper and a pencil and objects for counting.



Zoom link:

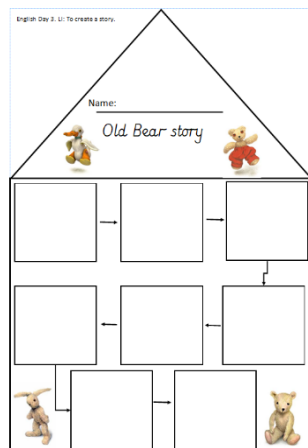
<https://zoom.us/j/99522328242?pwd=Q3Nx cTF4M01OSTNKRFVWcktzZzI3dz 09>

Meeting ID: 995 2232 8242

Passcode: r13Ve7

On Monday's lesson you were writing about the characters climbing the leaf to save Old Bear. Now we will be looking at box six where they use the plane.

Remember to use your story map to help you:



Can you remember what colour the plane was?

Will your toy be flying the plane?

Remember to use the ladders of success to write your sentences and to re-read your work once it is written!

For an extra challenge today, can you include the word 'and' in your writing?

Zoom link:

If we were to put pictures of old and new toys in a line starting with the oldest and ending with the most recent we can see how toys and games have changed over time.

On the resource pdf you can find an empty timeline and some pictures that can be cut out and put in the right order. Please help your child to do this.

Equipment needed:

You will need to think about the toys and cut and stick the pictures.



Zoom link for story:

<https://us05web.zoom.us/j/5613789268?pwd=dmTENctUUFIOS EZvdjVzZjctbVNCZz09>

561 378 9268
5B3mAV

1C and 1D Home Learning - Week Commencing 08/02/2021

<https://us05web.zoom.us/j/5613789268?pwd=dmtENCtUUFIOSEZvdjVzZjc1bVNCZz09>
561 378 9268
5B3mAV

Thursday:

Maths – 9am



L1: To count numbers in 5s

Today we are going to be counting in 5s. Scratch Garden have a good video to get us started:

<https://scratchgarden.com/videos/counting-by-fives/>

We can count number in steps of 5 using this Number Bubble Skip Counting game. Remember to set the game to use steps of 5.

English 10:30am



L1: To know the 'wh' sound.


Equipment needed:

You will need a pencil and paper.

For today's lesson we will be looking at the 'wh' sound.

Geraldine the Giraffe is going to help you. Please watch the video here: https://www.youtube.com/watch?v=vuYZVrhiiPc&ab_channel=MrT%27sPhonics

Art
Storytime 2:45pm



On Sunday it will be valentine's day. Valentines day is a great day to make someone a special card to show them you care about them. It is a great opportunity to make your adults a special card to thank them for all their help with your home learning.

On the resource drive there are lots of different activities for you to pick from. You can choose to do a 3D card, or a valentine's book or even design your own card and cut out some hearts! You

https://www.abcya.com/games/number_bubble_skip_counting

Today we are going to be looking at seeing the pattern in numbers when we count in 5s. We can use a Hundred Square to do this. When you have finished your Hundred Square should look like this. (Remember to set the square to start at 1 by unchecking the zero start tick-box).

1	2	3	4	5	6	7	8	9	10
11	12	13	14	15	16	17	18	19	20
21	22	23	24	25	26	27	28	29	30
31	32	33	34	35	36	37	38	39	40
41	42	43	44	45	46	47	48	49	50
51	52	53	54	55	56	57	58	59	60
61	62	63	64	65	66	67	68	69	70
71	72	73	74	75	76	77	78	79	80
81	82	83	84	85	86	87	88	89	90
91	92	93	94	95	96	97	98	99	100
101	102	103	104	105	106	107	108	109	110

<https://www.ictgames.com/mobilePage/hundredSq/index.html>

Please can you help your child to write their numbers counting in 5s using the worksheet for Day 4 Maths on the resource file.

Equipment needed:

You will need a piece of paper and a pencil and a hundred square.



Once Geraldine has said the 'wh' sound. Pause the video to write the 'wh' sound as many times as you can in 2 minutes. You can make them big and small! Make sure you say the sound as you write it!

Once you have done that, continue watching the video and pause each time a new word comes up. Say the word and then write it on a piece of paper. For an extra challenge see if you can write the word without looking at the screen!

'wh' words:

- Wheel
- Whim
- When
- Whiskers

Once you have done this you can put your words into a sentence or go straight to the activity on the resource page.



Zoom link:

<https://us05web.zoom.us/j/5613789268?pwd=dmtENCtUUFIOSEZvdjVzZjclbVNCZz09>

561 378 9268
5B3mAV

can have a go at doing all three!

Don't forget to show a picture of your amazing art work to your teacher!

Zoom link for story:

<https://zoom.us/j/97605431074?pwd=WlpjNGNtMTZrVTBISjU4OUJtOXprdz09>

976 0543 1074

U4TxDg

1	2	3	4	5	6	7	8	9	10
11	12	13	14	15	16	17	18	19	20
21	22	23	24	25	26	27	28	29	30
31	32	33	34	35	36	37	38	39	40
41	42	43	44	45	46	47	48	49	50
51	52	53	54	55	56	57	58	59	60
61	62	63	64	65	66	67	68	69	70
71	72	73	74	75	76	77	78	79	80
81	82	83	84	85	86	87	88	89	90
91	92	93	94	95	96	97	98	99	100
101	102	103	104	105	106	107	108	109	110

Zoom link:

<https://zoom.us/j/99522328242?pwd=Q3Nx cTF4M01OSTNKRFVWcktzZzI3dz 09>

Meeting ID: 995 2232 8242

Passcode: r13Ve7

Friday

Maths – 9am



LI: To count in 10s

We have been counting in 2s and 5s this week. Here is a Scratch Garden video to help us count in 10s:

<https://scratchgarden.com/videos/counting-by-tens/>

English 10:30am



LI: To write sentences.

Equipment needed:

You will need a pencil and some paper.



P.E

Story – 2:45pm



LI: To use different movements.

The sports team at Garlinge have started to upload videos to help

We can use this program to help us count in 10s. First let's see what tens look like.

<https://www.studyzone.tv/ga/me152-code7c4d9b219ae1d1eb33933Of0d7e715c5>

Please help your child to find out how many 10s there are and what the number is if they count all the 10s.

Now we can paint the 10s on a 100 square as we have done with 5 yesterday. Your 100 square should look like this:

1	2	3	4	5	6	7	8	9	10
11	12	13	14	15	16	17	18	19	20
21	22	23	24	25	26	27	28	29	30
31	32	33	34	35	36	37	38	39	40
41	42	43	44	45	46	47	48	49	50
51	52	53	54	55	56	57	58	59	60
61	62	63	64	65	66	67	68	69	70
71	72	73	74	75	76	77	78	79	80
81	82	83	84	85	86	87	88	89	90
91	92	93	94	95	96	97	98	99	100
101	102	103	104	105	106	107	108	109	110

Please can you help your child to count in 10s using the Day 5 Maths worksheet on the resource file.

Equipment needed:

You will need a piece of paper and a pencil and a 100 square.



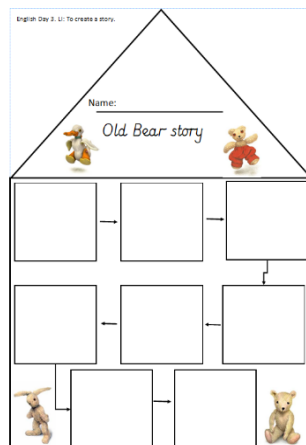
We have been looking at the story 'Old Bear'.

Please re-watch the story here:

https://www.youtube.com/watch?v=ePCof76DLOO&ab_channel=JaneHissey

For this lesson you be finishing the story of Old Bear!

You've done amazing so far and you've nearly finished it! For the last part of the story you will be looking at the last 2 boxes from your story map. The story map looks like this:



The last two parts of the story is Old Bear being found in the Attic and then the characters using parachutes to fly down. The characters then go to bed.

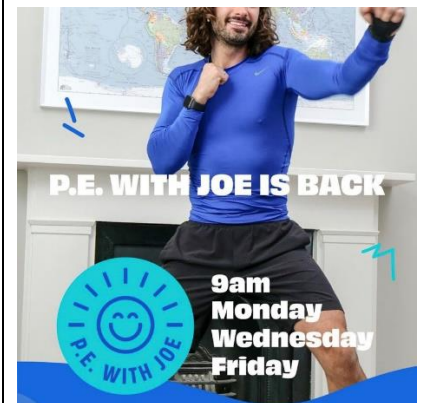
Now you get to decide!

- Will it be your toy that finds Old Bear in the Attic?

with home learning. Watch this dance video and see if you can dance along.

<https://www.youtube.com/watch?v=ovU-YzLViRE&feature=youtu.be>

You could also do a Joe Wicks session to stay fit.



<https://www.youtube.com/watch?v=hnOtrnh80hs>

Zoom link for story:

<https://us05web.zoom.us/j/5613789268?pwd=dmTENcUUFiOStEZVdjVzZjc1bVNCZz09>

561 378 9268

5B3mAV

1	2	3	4	5	6	7	8	9	10
11	12	13	14	15	16	17	18	19	20
21	22	23	24	25	26	27	28	29	30
31	32	33	34	35	36	37	38	39	40
41	42	43	44	45	46	47	48	49	50
51	52	53	54	55	56	57	58	59	60
61	62	63	64	65	66	67	68	69	70
71	72	73	74	75	76	77	78	79	80
81	82	83	84	85	86	87	88	89	90
91	92	93	94	95	96	97	98	99	100
101	102	103	104	105	106	107	108	109	110

Zoom link:

<https://zoom.us/j/99522328242?pwd=Q3NxCTF4M01OSTNKRFVWcktzZzI3dz09>

Meeting ID: 995 2232 8242

Passcode: r13Ve7

- What colour is their parachutes?
- How do you think they feel?
- How will you end your story?

Once you have written your story you can put all your pieces of paper to make a book! If you can, take a picture of yourself holding your Old Bear book and share it with your teacher!

Zoom link:

<https://us05web.zoom.us/j/5613789268?pwd=dmtENCtUUFIOSEZvdjVzZjclbVNCZz09>
561 378 9268

5B3mAV

Resources for the week:

CBBC, BBC Two, BBC iPlayer and BBC Red Button will all be offering up lots of content for students including daily lessons which will be made available online too.

<https://www.bbc.co.uk/bitesize>

<https://www.phonicsplay.co.uk/>

<https://play.numbots.com>

<https://www.ictgames.com/>

<https://www.topmarks.co.uk/>

Health and Wellbeing Activities

<https://www.youtube.com/user/CosmicKidsYoga>

Get active with Joe Wicks



<https://www.youtube.com/user/thebodycoach1>

The PE team at Garlinge have uploaded their very first video PE lesson, with more to come! To access this simply click the link and go to the PE and Sports tab.

<https://www.garlingeprimary.co.uk/home-school-learning>

Email your teacher ...

Let us know how you have been getting on at home. It will brighten up our day and put a smile on our face. If you can, attach a photo to show us what you have been doing too! We'd love to see what you've been learning about.

Our emails are:

1A@garlinge.kent.sch.uk 1B@garlinge.kent.sch.uk

1C@garlinge.kent.sch.uk 1D@garlinge.kent.sch.uk