











Year 1 Home Learning Day 2

English	Phonics	Maths	Topic
<div data-bbox="231 347 454 459" style="text-align: center;">  <p>English: Punctuation</p> </div> <p>Learning focus: To use full stops accurately in correctly punctuated sentences. When we write sentences, we always use a capital letter at the start.</p> <p>We also use capital letters for I and for proper nouns (the names of people, places, languages, days of the week and countries).</p> <p>Watch the video below and see if you can help Captain Capital defeat Captain Chaos!</p> <p>Equipment needed: You will need a piece of paper, a pencil and a super smart brain.</p> <div data-bbox="231 1064 391 1265" style="text-align: center;">   </div> <p>This lesson includes:</p> <ul style="list-style-type: none"> • A video reminding you about capital letters • A short introduction to full stops • Three activities <p>To access your learning click here: https://www.bbc.co.uk/bitesize/articles/zv78jnhv</p>	<div data-bbox="502 347 798 459" style="text-align: center;">  <p>Alphablocks</p> </div> <p>Learning focus: To know the ee digraph.</p> <p>Watch this video about the ee digraph. Your child can write some of the words in the video or read them.</p> <p>https://www.youtube.com/watch?v=t_KYgqijWQSo</p> <p>Equipment needed: You will need a piece of paper, a pencil and a super smart brain.</p> <div data-bbox="518 896 790 1008" style="text-align: center;">   </div> <p>This lesson includes:</p> <ul style="list-style-type: none"> • One video showing the ee digraph • A worksheet to learn how to read words with an ee digraph <p>The worksheet is at the bottom of today's learning.</p>	<div data-bbox="837 347 1077 481" style="text-align: center;">  <p>Maths: Number and place value</p> </div> <p>Learning focus: Learn to count 1 more or 1 less than a number to 5.</p> <p>Equipment needed: You will need a piece of paper and a pencil.</p> <div data-bbox="837 705 917 795" style="text-align: center;">  </div> <p>This lesson includes:</p> <ul style="list-style-type: none"> • One catch-up quiz • A learning summary <p>To access your learning click here: https://www.bbc.co.uk/bitesize/articles/zdp3n9q</p>	<div data-bbox="1125 347 1380 537" style="text-align: center;">  </div> <p>Learning focus: Exploring locations - the seven continents</p> <p>This collection contains curriculum relevant videos, quizzes and games to help Years 1 and 2 / P2 and P3 Geography students with:</p> <ul style="list-style-type: none"> • Identifying the seven continents • Exploring Earth's features, such as oceans and the north and south poles <p>Get started:</p> <p>Here you will find videos and activities about the seven continents. Try them out, and test your knowledge with a short quiz before exploring the rest of the collection.</p> <p>Equipment needed: You will need a piece of paper and a pencil.</p> <div data-bbox="1141 1355 1220 1444" style="text-align: center;">  </div> <p>This lesson includes:</p> <ul style="list-style-type: none"> • Two videos • A quiz <p>To access your learning click here: https://www.bbc.co.uk/bitesize/articles/zw7gsk7</p>

Name _____

ee

I Can Read!

tree

cheese

eel

see



sheep

bee

queen

sleep



© Mrs. Groff

Read
the
words.



Match
the
picture
to the
word.

