










Year 1 Home Learning Day 8

English	Phonics	Maths	Science
<div data-bbox="204 369 427 443" data-label="Image"> </div> <p data-bbox="204 472 443 521">Learning focus: To learn how to use adjectives.</p> <p data-bbox="204 557 459 723">We use adjectives to make our writing more interesting. Watch the video on what adjectives are and then complete the different activities and see how many adjectives you can think of.</p> <p data-bbox="220 761 443 857">Equipment needed: You will need a piece of paper, a pencil and a super smart brain.</p> <div data-bbox="240 880 316 969" data-label="Image"> </div> <p data-bbox="204 1016 408 1041">This lesson includes:</p> <ul data-bbox="252 1081 467 1178" style="list-style-type: none"> • A video explaining what adjectives are. • Different activities <p data-bbox="204 1218 443 1267">To access your learning click here:</p> <p data-bbox="204 1294 459 1344">https://www.bbc.co.uk/bitesize/articles/zk9pnrd</p>	<div data-bbox="499 353 735 421" data-label="Image"> </div> <p data-bbox="491 488 735 537">Learning focus: To know the sh digraph.</p> <p data-bbox="491 562 735 658">Watch this video about the sh digraph. Your child can write some of the words in the video or read them.</p> <p data-bbox="491 683 746 732">https://www.youtube.com/watch?v=nx2Tf9TE1bc</p> <p data-bbox="491 779 738 875">Equipment needed: You will need a piece of paper, a pencil and a super smart brain.</p> <div data-bbox="512 898 587 987" data-label="Image"> </div> <div data-bbox="491 1003 659 1099" data-label="Image"> </div> <p data-bbox="491 1128 695 1153">This lesson includes:</p> <ul data-bbox="539 1193 738 1368" style="list-style-type: none"> • One video showing the sh digraph • A worksheet to learn how to write words with the sh digraph <p data-bbox="491 1424 735 1473">The worksheet is at the bottom of today's learning.</p>	<div data-bbox="863 353 1026 443" data-label="Image"> </div> <p data-bbox="772 510 1075 560">Learning focus: To learn how to subtract numbers.</p> <p data-bbox="772 595 1107 714">Watch the videos on subtraction and see if you can work out the subtraction sentences afterwards. You can use objects or your fingers to help you.</p> <p data-bbox="788 754 1083 826">Equipment needed: You will need a piece of paper, a pencil and a super smart brain.</p> <div data-bbox="807 848 882 938" data-label="Image"> </div> <p data-bbox="772 987 975 1012">This lesson includes:</p> <ul data-bbox="820 1052 1094 1171" style="list-style-type: none"> • A video explaining what subtraction is. • A quiz on subtraction. • An activity with different subtraction questions. <p data-bbox="772 1211 1059 1261">To access your learning click here:</p> <p data-bbox="772 1288 1117 1337">https://www.bbc.co.uk/bitesize/topics/zw39j6/articles/ztpmrwx</p>	<div data-bbox="1141 353 1377 488" data-label="Image"> </div> <p data-bbox="1141 517 1377 589">Learning Focus: To learn about the habitats of different animals.</p> <p data-bbox="1141 633 1382 842">Different animals live in different places. Learn about the various habitats of animals and see if you can complete the quiz. Afterwards you could research and draw the habitat of your favourite animal.</p> <p data-bbox="1141 871 1337 896">Equipment needed</p> <div data-bbox="1161 920 1236 1010" data-label="Image"> </div> <p data-bbox="1141 1059 1345 1084">This lesson includes:</p> <ul data-bbox="1141 1106 1382 1202" style="list-style-type: none"> • Some videos exploring different animals' habitats. • A quiz on habitats. <p data-bbox="1141 1247 1382 1296">Please click on the link to access your learning:</p> <p data-bbox="1141 1323 1382 1373">https://www.bbc.co.uk/bitesize/articles/ztv28hv</p>

Write and Colour the 'sh' Words



Write the words and colour in the pictures for all of these things that have the 'sh' sound.

 _____	 _____	 _____
 _____	 _____	 _____
 _____	 _____	 _____