


Monday

English

To make predictions about a story.



Home Learning focus

This week we will be looking at the book Traction Man on the Moon. You may know it already.

Equipment needed:
You will need a piece of paper and a pencil.



This lesson includes:

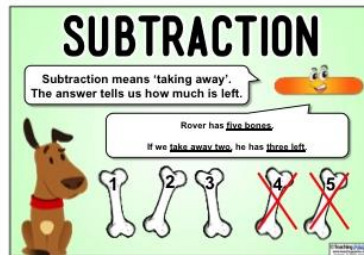
- Thinking about what the book is about.
- Discussing what the blurb on a book is about.
- One video (to watch at the end of the lesson).

Look at the photo of the front cover and think about what Bob might do? What might happen in the story? Read the blurb, and write a short passage about what you think will happen in the story.

Afterwards, watch the video....were you right?
<https://www.youtube.com/watch?v=0JySea288Qo>

Maths

To subtract a 1-digit number from a 2-digit number.



Home Learning focus

In this lesson, we will be recapping and looking at subtraction. This is something we have looked at already in class so you should be able to complete the learning ok.

Equipment needed: You will need a pencil and piece of paper.



This lesson includes:

- Online activity.
- Worksheet (see bottom of this plan)

Click the link to access your learning:
<http://www.ictgames.com/funkyMummy/index.html>

<https://www.topmarks.co.uk/maths-games/mental-maths-train>
(select – option)

History

How has food changed in the last 60 years?



Home learning focus

In this lesson, we will be learning about some of the ways in which food has changed over the last 60 years. We will learn how modern technology has made it easier to cook and eat food and will look at some examples of popular dishes from the 1960s to 1990s.

Equipment needed: You will need a pencil and piece of paper.



This lesson includes:

- Introductory quiz
- Star words
- Recap
- Timeline
- How has food changed in the last 60 years?
- End of lesson Quiz.

Click the link to access your learning:
<https://classroom.thenational.academy/lessons/how-has-food-changed-in-the-last-60-years-60u6cd>

Tuesday

English
To use adjectives.



Home learning focus

In this lesson we will focus on adjectives and how to write descriptive sentences about the character Bob.

Equipment needed:

You will need a piece of paper and a pencil.



This lesson includes:

- Two videos
- Writing activity

<https://www.youtube.com/watch?v=-NjXbgvrVIM>

Watch this video and remind yourself all about adjectives. What do they do? What do we use them for? They describe nouns and make our writing more interesting. You will have used these before in your classes.

Re-watch the story of Traction Man. What words can we use to describe him?

<https://www.youtube.com/watch?v=OjySea288Qo>

Can you write 3 sentences describing Traction Man. What he looks like? What he is like as a character?

Maths
To subtract a 2-digit number from a 2-digit number using written methods

3	3	2	5
-	1	1	3
2	2	1	2

Home learning focus

In this lesson we will look at the standard written method used when subtracting. We have used this method to add in class already this term so you will be familiar with this.

Equipment needed:

A piece of paper and a pencil.



This lesson includes:

- Online activities for you to practise.

Click on the link to access your learning:

<https://www.matific.com/gb/en-gb/home/maths-activities/episode/subtraction-algorithm-two-digit-subtraction-no-regrouping/>

If you would like to practise these calculations whilst you look at the online activity. Please use paper 😊

RE
What is the Christmas story?



Home learning focus

In this lesson we will be learning about the Christmas story. We will be looking at a calendar and identifying when Christmas is and how to read a calendar. Then we will be identifying who celebrates Christmas. Lastly, we will be listening to the Christmas story and sequencing the story by drawing it onto paper.

Equipment needed: You will need paper, pencil, colouring pencils and a teddy.




This lesson includes:

- What is Christmas?
- Who celebrates Christmas?
- When is Christmas?
- The story of Jesus's birth
- End of lesson quiz

Click on the link to access your learning:

<https://classroom.thenational.academy/lessons/what-is-the-christmas-story-6cwk4r?activity=video&step=1>

English
To sequence a story.



Home learning focus:
In this lesson, we will think about the sequence of a story. In class you will have used story maps before to draw pictures from the story to help you remember the sequence of the plot.

Equipment needed:
You will need a pencil and piece of paper.



This lesson includes:

- A video
- Story map activity

Look at the story map here of Traction Man. Can you create your own? Retelling the story. Re-watch the video of the story here:
<https://www.youtube.com/watch?v=Ojy5ea288Qo>

Maths
To subtract a 2-digit number from a 2-digit number using written methods

	3	3		2	5
-	1	1	-	1	3
	2	2		1	2

Home learning focus
In this lesson we will look at the standard written method used when subtracting. We have used this method to add in class already this term so you will be familiar with this.

Equipment needed:

A piece of paper and a pencil.



This lesson will include:

- Online activity
- Worksheet (see bottom of the plan)

Click on the link to access your learning:

<https://www.matific.com/gb/en-gb/home/maths-activities/episode/subtraction-algorithm-two-digit-subtraction-no-regrouping/>

Science
What are the senses?



Home learning focus:

Today we are going to be learning about the five senses. Our bodies do some amazing things. They allow us to see the wonderful world around us, hear things and taste delicious foods. We will be looking at which body part relates to each sense and conducting a sound exploration using our ears.

Equipment needed: You will need a pencil, piece of paper and colouring



This lesson includes:

- What is a scientist?
- What are the 5 senses?
- Using our 5 senses
- What do you use your ears for?
- Sound exploration

Please click on the link to access your learning:

<https://classroom.thenational.academy/lessons/what-are-the-5-senses-cnh3cd>

English
To write descriptively

Setting: _____



Traction man is in the _____ wearing _____

Home learning focus:

In this lesson, we will design our own outfit for Traction Man and choose our own setting that he will visit.

Equipment needed: You will need a pencil and piece of paper.



This lesson includes:

- A video
- Drawing
- Write three sentences

Have a think about what accessories you are giving him and why! Label your outfit and use adjective to describe the colour and the way they look.

Draw a setting that traction man might go to- perhaps it's somewhere in the garden or maybe he's visiting a cupboard in your house!

Write three sentences about the outfit he is wearing and where he is- the setting. Remember to use adjectives to really bring it to life!

<https://www.youtube.com/watch?v=OJySec288Qo>

Maths
To know the 2 times table

$1 \times 2 = 2$ $6 \times 2 = 12$ $11 \times 2 = 22$

$2 \times 2 = 4$ $7 \times 2 = 14$ $12 \times 2 = 24$

$3 \times 2 = 6$ $8 \times 2 = 16$

$4 \times 2 = 8$ $9 \times 2 = 18$

$5 \times 2 = 10$ $10 \times 2 = 20$

Home learning focus

In this lesson we will practise our 2 times table. We have used this in class so you should be familiar.

Equipment needed: You will need a pencil and piece of paper.



This lesson includes:

- Moving online activity. Can you dance along?
- Worksheet (see bottom of the plan).

Click on the link to access the learning:

<https://www.bbc.co.uk/teach/super-movers/ks1-maths-the-2-times-table-with-bridget-the-lioness/zrrx92p>

PSCHE
Health is Wealth



Home learning focus:

In this lesson we will find out what it means to be healthy and why it is so important. Identify ways to keep healthy and look at what prevents people from being healthy.

This lesson includes:

- What does being healthy mean?
- Why is it important?
- Zap the unhealthy lifestyles
- Being healthy
- Exercise video

Equipment needed: You will need a pencil and piece of paper.



Click on the link to access your learning:
<https://classroom.thenational.academy/lessons/health-is-wealth-6rukct?activity=video&step=1>

English

To use speech bubbles







Home learning focus:

In this lesson, we will write speech bubbles for what we think Traction man might be saying or thinking in the pictures.

Equipment needed: You will need a pencil and piece of paper.



This lesson includes:

- A video
- Fill in the speech bubbles

Watch the video again to remind yourself of the story:

<https://www.youtube.com/watch?v=OJy5ea288Qo>

Draw a speech bubble for what Traction Man might be saying in each picture. Remember to use some exciting adjectives!

Maths

To know the 5 times table

$1 \times 5 = 5$ $6 \times 5 = 30$ $11 \times 5 = 55$

$2 \times 5 = 10$ $7 \times 5 = 35$ $12 \times 5 = 60$

$3 \times 5 = 15$ $8 \times 5 = 40$

$4 \times 5 = 20$ $9 \times 5 = 45$

$5 \times 5 = 25$ $10 \times 5 = 50$

Home learning focus

In this lesson we will practise our 5 times table. We have used this in class so you should be familiar.

Equipment needed: You will need a pencil and piece of paper.



This lesson includes:

- Moving online activity. Can you dance along?
- Worksheet (see bottom of the plan).

Click on the link to access the learning:

<https://www.bbc.co.uk/teach/super-movers/ks1-maths-the-5-times-table/zhbm47h>

Music

What is pitch?



Home learning focus:

In this lesson, we will learn what pitch is and how we can recognise high, middle and low sounds.

Equipment needed: Your voice and your body.



This lesson includes:

- I can hear high pitches.
- I can hear low pitches.
- I can hear middle pitches.
- I can describe what pitch is.

Click on the link to access you learning:

<https://classroom.thenationalacademy/lessons/what-is-pitch-c8tkat?activity=video&step=1>

Other Activities

Times Tables Rock Stars

<https://play.ttrockstars.com/auth/school/student/41925/password>



Food Investigation



Get the recipe of your favourite family food and find out what herbs and spices it contains. On a map, find the countries that produce those herbs and spices. Do some investigating to find out more about these countries. Can you find out about the climate? Could you grow the same spices where you live? Why or why not?

Shopping list and meal planning

Help your grown up write the shopping list for this week and decide what meals you can have as a family.



Why not help your grown up with the cooking too! Food tastes better when you've cooked it yourself.



Hygiene

The importance of handwashing.

Share and the video with your child and wash your hands together alongside it if possible:

<https://www.youtube.com/watch?v=S9VjeIWLnEg>

Today's activity will be an experiment to show your child the importance of hand washing.

You will need: a bowl pepper soap water

Watch the following video clip with your child: <https://www.bbc.co.uk/cbeebies/watch/germs-experiment>

Make a collage of all of your Dreams and Goals




Use old magazines or drawings, a pair of scissors and glue to make a collage of all the family things you want to do in the future. It can relate to anything from vacations, sports, foods and new activities to try.

Anti-Bullying Odd Socks

Click on the link to access your learning:

<https://www.anti-bullyingalliance.org.uk/anti-bullying-week>

Can you design a pair of odd socks??



Road safety

Can you create a poster for road safety week?



World Nursery Rhyme

How many nursery rhymes can you remember? Can you remember all the words? Can you write out your favourite nursery rhyme and decorate your work?

Humpty Dumpty	Incy Wincy Spider	Baa Baa Black Sheep
Hey Diddle Diddle	Five Currant Buns	Five Little Ducks
Five Little Men	Five Little Monkeys	Five Little Speckled Frogs
Twinkle, Twinkle, Little Star	Jack & Jill	Ten in a Bed
1, 2, 3, 4, 5, Once I Caught a Fish Alive	Alice the Camel	Boys & Girls Come Out to Play
Dingle Dangle Scarecrow	Doctor Foster	Five Mince Pies

Maths Sheets
Monday

Subtraction Number Bonds Challenges

Challenge 3

$20 - 5 =$	$15 - 5 =$	$20 - 11 =$
$18 - 8 =$	$20 - 8 =$	$18 - 7 =$
$15 - 3 =$	$20 - 3 =$	$20 - 1 =$
$20 - 12 =$	$19 - 9 =$	$20 - 14 =$
$19 - 5 =$	$16 - 6 =$	$17 - 4 =$
$20 - 0 =$	$17 - 7 =$	$18 - 2 =$
$14 - 4 =$	$20 - 15 =$	$20 - 7 =$
$20 - 9 =$	$18 - 5 =$	$13 - 3 =$
$14 - 3 =$	$20 - 4 =$	$19 - 8 =$
$11 - 1 =$	$17 - 5 =$	$16 - 3 =$
$20 - 2 =$	$16 - 2 =$	$18 - 6 =$
$19 - 6 =$	$20 - 13 =$	$20 - 10 =$
$17 - 6 =$	$19 - 7 =$	
$20 - 6 =$	$12 - 2 =$	

Column Subtraction (No Exchanging)

a.				b.				c.				d.				e.			
	3	3			2	5			1	6			2	7			2	9	
-	1	1		-	1	3		-	1	0		-	1	6		-	1	2	
f.				g.				h.				i.				j.			
	2	6			3	2			2	9			4	2			2	7	
-	1	3		-	2	0		-	1	4		-	1	2		-	2	3	
k.				l.				m.				n.				o.			
	2	7			3	8			4	8			3	3			3	9	
-	1	2		-	2	7		-	3	6		-	1	3		-	2	1	
p.				q.				r.				s.				t.			
	4	6			5	8			6	3			7	6			5	9	
-	2	2		-	2	5		-	3	1		-	5	5		-	3	7	
u.				v.				w.				x.				y.			
	8	4			7	6			6	7			5	8			8	5	
-	6	0		-	4	5		-	4	4		-	3	6		-	5	2	

2 Times Table Activities

Count in 2s and colour in the grid:

1	2	3	4	5
6	7	8	9	10
11	12	13	14	15
16	17	18	19	20
21	22	23	24	25

Work out these answers:

a) $1 \times 2 =$ _____

g) $2 \times 2 =$ _____

b) $3 \times 2 =$ _____

h) $4 \times 2 =$ _____

c) $5 \times 2 =$ _____

i) $6 \times 2 =$ _____

d) $7 \times 2 =$ _____

j) $8 \times 2 =$ _____

e) $9 \times 2 =$ _____

k) $10 \times 2 =$ _____

f) $11 \times 2 =$ _____


l) $12 \times 2 =$ _____

How many ears are there?

a)  _____ \times _____ = _____

c)  _____ \times _____ = _____

b)  _____ \times _____ = _____

d)  _____ \times _____ = _____

5 Times Table Activities

Count in 5s and colour in the grid:

1	2	3	4	5	6	7	8	9	10
11	12	13	14	15	16	17	18	19	20
21	22	23	24	25	26	27	28	29	30
31	32	33	34	35	36	37	38	39	40
41	42	43	44	45	46	47	48	49	50
51	52	53	54	55	56	57	58	59	60
61	62	63	64	65	66	67	68	69	70
71	72	73	74	75	76	77	78	79	80
81	82	83	84	85	86	87	88	89	90
91	92	93	94	95	96	97	98	99	100

Work out these answers:

a) $2 \times 5 =$ _____

d) $6 \times 5 =$ _____

b) $4 \times 5 =$ _____

e) $7 \times 5 =$ _____

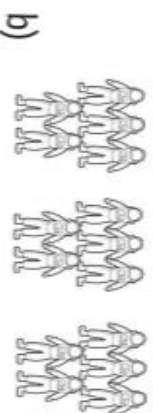
c) $5 \times 5 =$ _____

f) $12 \times 5 =$ _____

How many are there?



_____ \times _____ = _____



_____ \times _____ = _____



_____ \times _____ = _____

