


Monday

English

To make predictions about a story.



Home learning focus

In this lesson we will write predictions about what we think will happen.

Equipment needed: You will need a pencil and piece of paper



From looking at the front cover make a prediction about what you think the story will be about.

Consider:

Who will be in the story?

What will happen?

How will it end?

What will each colour's personality be like? How do you think they feel?

Maths

To know the 10 times table.

1x10 10	2x10 20	3x10 30	4x10 40
5x10 50	6x10 60	7x10 70	8x10 80
9x10 90	10x10 100	11x10 110	12x10 120

Home learning focus

In this lesson we will practise our 10 times table. We have used this in class so you should be familiar.

Equipment needed: You will need a pencil and piece of paper.



This lesson includes:

- Moving online activity. Can you dance along?
- Worksheet (see bottom of the plan).

Click on the link to access the learning:

<https://www.bbc.co.uk/teach/supermovers/ks1-maths-the-10-times-table-with-webster-the-spider/zm32cqt>

History

Where does our food come from?



Home learning focus

In this lesson, we will be learning about where some of the food we eat comes from. We will look at some of the most popular foods from other continents.

Equipment needed: You will need a pencil and piece of paper.



This lesson includes:

Introductory quiz

Star words

Recap

Timeline

Where does our food come from?

End of lesson Quiz.

Click the link to access your learning:

<https://classroom.thenational.academy/lessons/where-does-our-food-come-from-75hk8e>

Tuesday

English
To use inference and comprehension skills.

Crayon	Colour name	Feeling	Reason
			
			
			
			

Home learning focus
In this lesson we will use the story to consider how each crayon felt and why

Equipment needed: You will need a pencil and piece of paper.



Watch the video
<https://www.youtube.com/watch?v=489micE6eHU>

Is the story like what you had predicted yesterday?

On the sheet complete what emotions each colour felt. Consider the reason the crayons felt that way.

Extension- Can you think of any other words for their feelings that have a *similar meaning*?

Maths
To know the value of coins.



Home learning focus
In this lesson we will recognise and compare the values of coins.

Equipment needed:



- This lesson includes:**
- Recap the value of coins.
 - Talk task
 - Compare the value of coins
 - Independent task.

Click on the link to access your learning:

<https://classroom.thenational.academy/lessons/revisiting-the-value-of-coins-comparing-value-74rkcr>

RE
How is Christmas celebrated?



Home learning focus
In this lesson we will be learning about the Christmas is celebrated and what traditions some Christians may do each year. We will also be learning about where some Christians may go to celebrate Christmas.

Equipment needed: You will need paper, pencil, colouring pencils and a teddy.



- This lesson includes:**
- When is Christmas?
 - Where is a Christians place of worship?
 - What do Christians do on Christmas?
 - Christmas Traditions
 - End of lesson quiz

Click on the link to access your learning:
<https://classroom.thenational.academy/lessons/how-is-christmas-celebrated-6xk32e>

English
To use conjunctions

Crayon	Colour name	Feeling	Reason
			
			
			
			

Home learning focus

In this lesson we will write sentences using the conjunction because.

Equipment needed: You will need a pencil and piece of paper.



Re watch the video

<https://www.youtube.com/watch?v=489m1cE6eHU>

Use the sheet from yesterday to write sentences about how each crayon felt and why.

Example:

The purple Crayon feels like he is going crazy because Duncan is always colouring outside of the lines.

Write a sentence for each crayon about how they felt and why using the conjunction because

Steps to success:

- I can use capital letters, finger spaces and full stops.
- I can use the conjunction *because* (check your spelling!)


Maths
To count sets of money.

Name _____ Date _____

Home learning focus:

In this lesson we will learn how to find the total value of sets of money.

Equipment needed:



This lesson will include:

- Quiz
- Counting money with the same coins
- Talk task
- Counting money with different coins.
- Independent Task

Click on the link to access your learning:

<https://classroom.thenational.academy/lessons/counting-money-in-a-set-of-coins-65h32d>

PSCHE

What are the different parts of the human body



Home learning focus:

In this lesson, we will learn about the different parts of the body, where you find them and what their functions are.

Equipment needed: You will need a pencil and a piece of paper.



This lesson includes:

- Star words
- Parts of the body
- Label the body
- Match the function?
- Think question


Please click on the link to access your learning:

<https://classroom.thenational.academy/lessons/what-are-the-different-parts-of-the-human-body-7Ouk6d?activity=video&step=1>

Thursday

English

To be able to write a prediction



Home learning focus:

In this lesson we will write a prediction about one of the crayons.

Watch the story of When The Crayons Quit:

<https://www.youtube.com/watch?v=489micE6eHU>

Equipment needed:

Pencil

Notebook



Decide on a colour crayon from the story and think about what the crayon might have been doing since quitting.

Think about:

- Where have they been?
- What have they been doing?
- How do they feel?
- Do they miss the other crayons/Duncan? Why/why not?

Maths

To find change from 50p



Home learning focus

In this lesson we will continue to practise adding coins up and finding totals. We will then understand the process of giving change.

Equipment needed:
You will need a pencil and piece of paper.



This lesson includes:

- Online activity
- Worksheet (see bottom of the plan).

Click on the link to access the learning:

<https://www.topmarks.co.uk/money/toy-shop-money/>

<https://www.ictgames.com/mobilePage/payForIt/index.html>

PSCHE

I feel good



Home learning focus:

In this lesson, we will understand why hygiene is important and identify some different hygiene routines which help us to keep healthy. Then we move onto the importance of sleep and how it contribute to our wellbeing. Finally, we will understand why mental wellbeing is important and you will create some Look After Yourself Cards.

This lesson includes:

- Valentina
- Hygiene Scenarios
- Sleep
- Mental well-being
- Look After Yourself cards


Equipment needed: You will need a pencil and piece of paper.



Click on the link to access your learning:
<https://classroom.thenationalacademy/lessons/i-feel-good-6nh6cd>

English

To write a letter



Home learning focus

In this lesson we will write a letter in the first person.

Equipment needed: You will need a pencil and piece of paper



Re-watch the video

<https://www.youtube.com/watch?v=489micE6eHU>



Today we are going to pretend we are Duncan. Write a letter back to one of the crayons.

Consider:

Why do you want the colour back?

How do you feel without the colour?

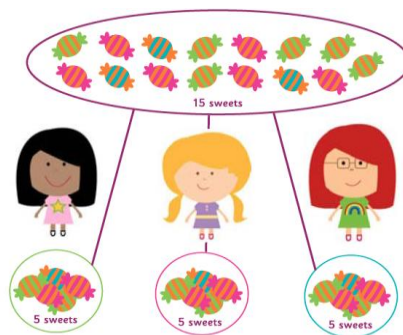
What has happened to your drawings since the colour has gone- what can't you draw anymore?

What will you promise the crayon that you will do differently?

Friday

Maths

To know division as sharing



Home learning focus

In this lesson we will learn that division is the process by where we share.

Equipment needed: You will need a pencil and piece of paper.



This lesson includes:

- Moving online activity. Can you dance along?
- Worksheet (see bottom of the plan).

Click on the link to access the learning:

<https://www.topmarks.co.uk/Flash.aspx?f=sharingv2>

Music

High Sounds?



Home learning focus:

In this lesson, we will learn about what types of instruments make high pitched sounds.

Equipment needed: Your voice and your body.



This lesson includes:

- I can name some high-pitched instruments.
- I can identify high pitched sounds
- Singing Voice
- Don't sing this one back!

Click on the link to access you learning:

<https://classroom.thenational.academy/lessons/high-sounds-c4rp4e?activity=video&step=1>

I wish...	I had no idea that...
I am sorry...	From now on...

Steps to success:

- I can use capital letters, finger spaces and full stop.
- Remember if you are writing as Duncan you need to write in first person using 'I'.

Other Activities

Times Tables Rock Stars

<https://play.ttrockstars.com/auth/school/student/41925/password>



Health and Wellbeing Activities

Managing Emotions

Meditation for Kids

There are some fantastic mindfulness resources for kids on insight timer- you can get the app on your phone or log into the website for short meditations designed especially for children. Taking a few minutes for notice our breath and the feelings in our body is proven to help children (and adults) with identifying and managing their emotions and is a great skill to combat anxiety as well as improving concentration!

<https://insighttimer.com/meditation-topics/children>

Cosmic Yoga

You may like to join in with Cosmic Yoga.

Click on the link to access a session: <https://www.cosmickids.com/>



Mindfulness: There are a lot of Mindfulness activities over at cosmic kids.

Click on the link to access an activity: <https://www.cosmickids.com/mindfulness-activities-kids/>

Keeping Active

Get active with Joe Wicks



Click on the link to access the session:

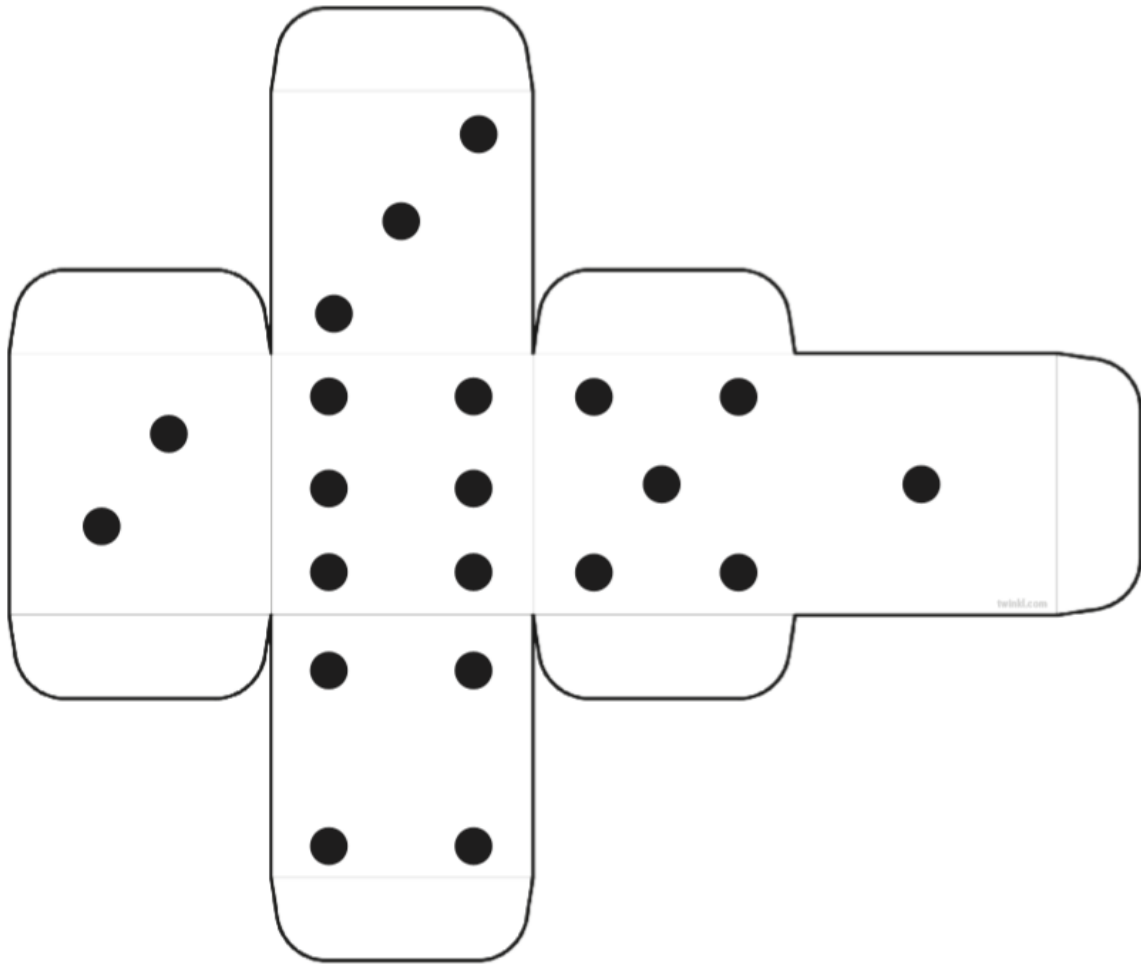
<https://www.youtube.com/user/thebodycoach1>

Read and Race

The board game path consists of 24 hexagonal tiles arranged in a winding path from 'Start' to 'Finish'. The tiles are colored in shades of green and teal. The words on the tiles are: Start, note, even, mice, tune, bride, snake, bone, shine, evening, June, spade, delete, huge, glide, home, tube, kite, flute, plate, cube, grape, knife, complete, and Finish. There are four snail illustrations, each with a vowel and an underscore on its shell: 'a_e', 'e_e', 'i_e', and 'o_e'. The path starts at 'Start' and ends at 'Finish'.

Instructions

1. Roll the dice.
2. Sound out to blend the word you land on.
3. Who will finish first?

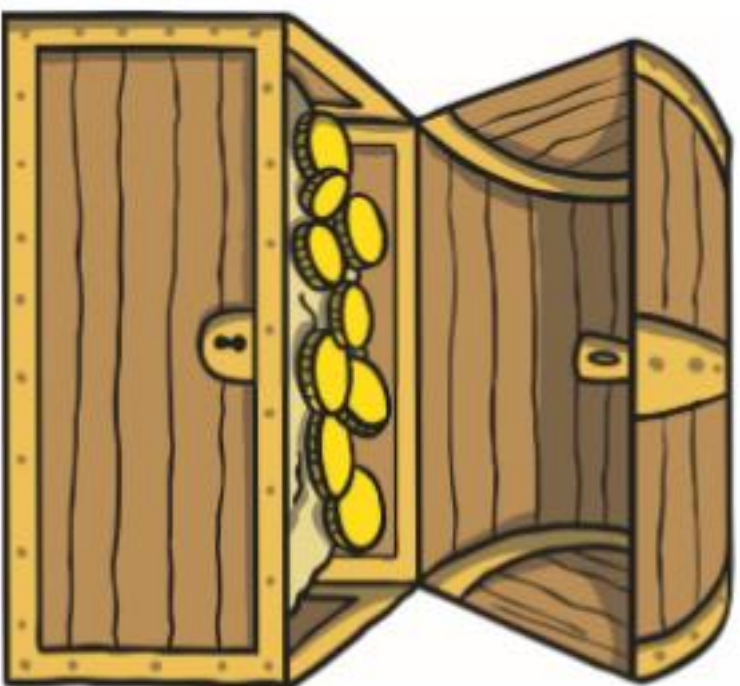


Art and Design


Design your own 'Crayons on strike' picture. Draw the crayons and their different expressions and create speech bubbles of things they might say.



Treasure Words



Fake Words





scrunch



rindmar



grair



speck



woast



trell



drench



avark



hoint



jinch



clapast



yolp

10 Times Table Activities

Count in 10s and colour in the grid:

1	2	3	4	5	6	7	8	9	10
11	12	13	14	15	16	17	18	19	20
21	22	23	24	25	26	27	28	29	30
31	32	33	34	35	36	37	38	39	40
41	42	43	44	45	46	47	48	49	50
51	52	53	54	55	56	57	58	59	60
61	62	63	64	65	66	67	68	69	70
71	72	73	74	75	76	77	78	79	80
81	82	83	84	85	86	87	88	89	90
91	92	93	94	95	96	97	98	99	100

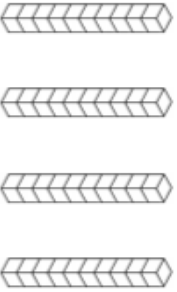
Work out these answers:

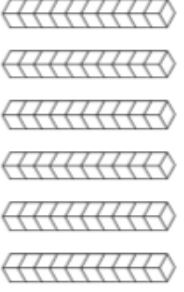
a) $10 \times 2 =$ _____ d) $10 \times 6 =$ _____


b) $10 \times 10 =$ _____ e) $10 \times 12 =$ _____

c) $10 \times 5 =$ _____ f) $10 \times 9 =$ _____










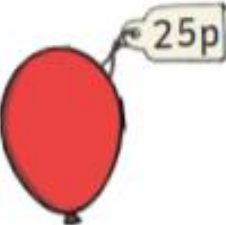





How many cubes are there? There are 10 cubes per stack.

a)  _____ \times _____ = _____

b)  _____ \times _____ = _____

c)  _____ \times _____ = _____

Thursday Sheet

You buy	You Pay	Your change	Correct or Incorrect ✓ ✗	Correct amount required
				
				
				
				
				

Friday Sheet

Use a pencil to share these tasty goodies equally between different numbers of people.

e.g. Share between 3



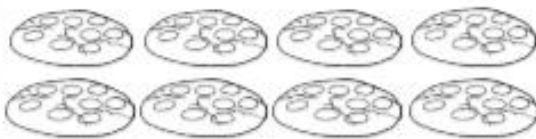
How many does each person get?

① 2 3 4

What does the calculation look like?

$36 \div 3 = 12$

a. Share between 2



2 3 4 5

$32 \div 2 =$

b. Share between 4



2 3 4 5

$12 \div 4 =$

c. Share between 3



2 3 4 5

$12 \div 3 =$

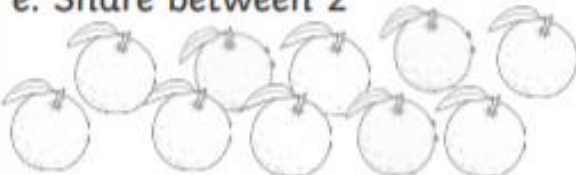
d. Share between 5



2 3 4 5

$10 \div 5 =$

e. Share between 2



2 3 4 5

$10 \div 2 =$






f. Share between 4



2 3 4 5

$16 \div 4 =$

Unscramble My Color



Crayon	Colour name	Feeling	Reason
	<hr/>		<hr/> <hr/> <hr/> <hr/>
			<hr/> <hr/> <hr/> <hr/>
			<hr/> <hr/> <hr/> <hr/>
			<hr/> <hr/> <hr/> <hr/>
			<hr/> <hr/> <hr/> <hr/>
			<hr/> <hr/> <hr/> <hr/>
			<hr/> <hr/> <hr/> <hr/>



--

--



--

--



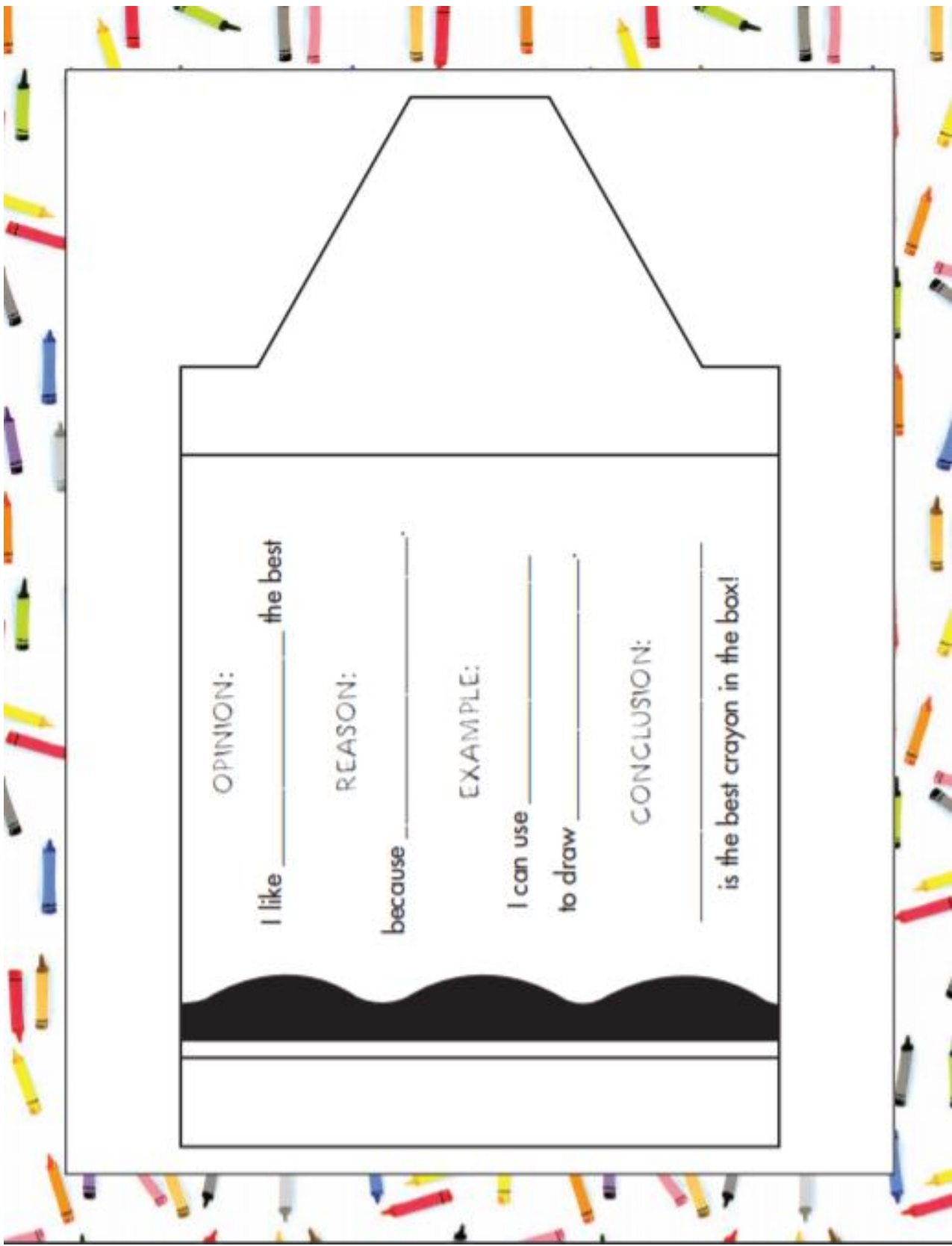
--

--



--

--



I like _____ the best

OPINION:

REASON:

because _____.

EXAMPLE:

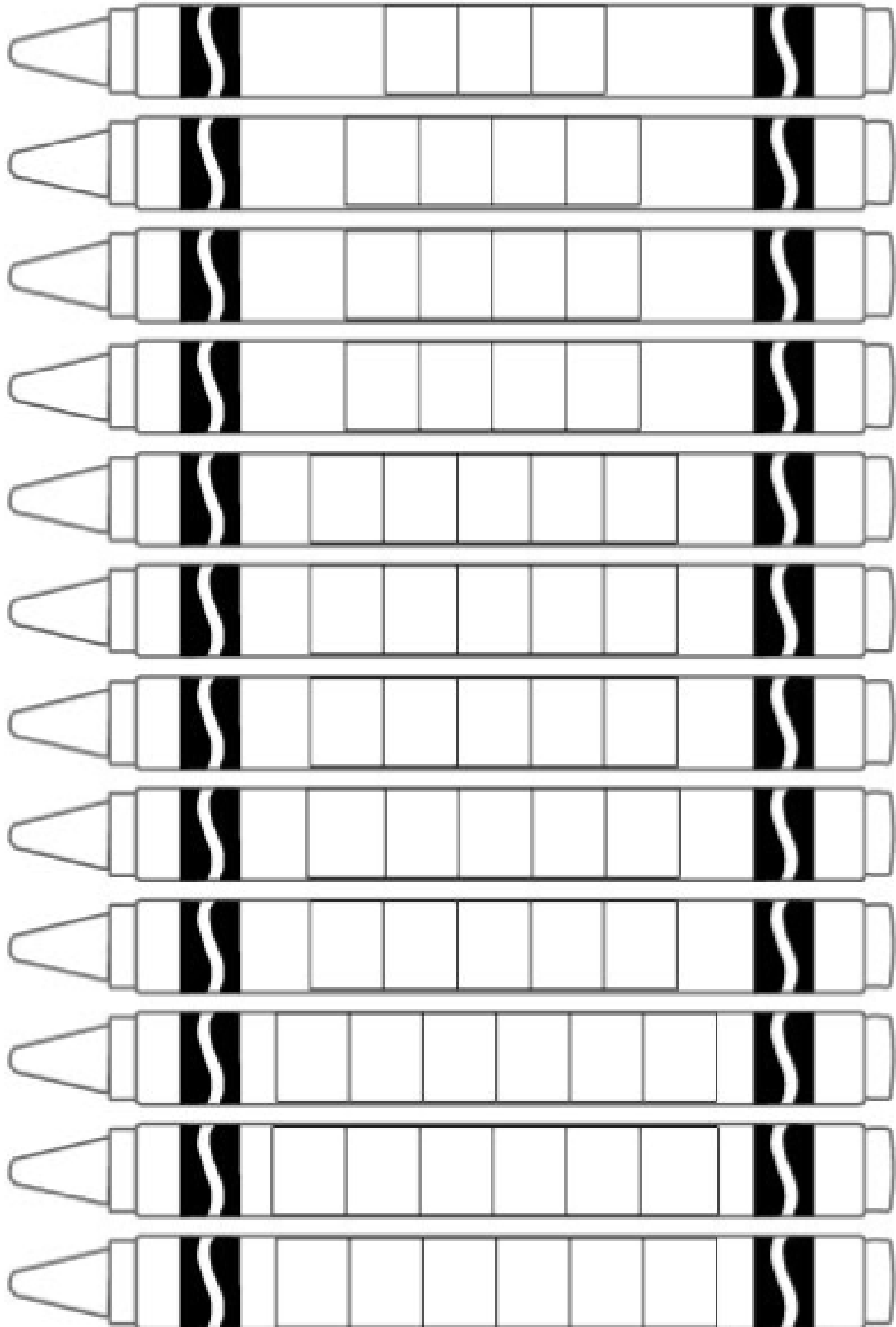
I can use _____

to draw _____.

CONCLUSION:

_____ is the best crayon in the box!

COLOR UNSCRAMBLE



Duncan's Thoughts

Draw what you think Duncan looks like in the middle of this box. Finish each of the thought bubbles to show what he might be thinking after he has read the first few letters from his crayons.

I wish...

I had no idea that...

I am sorry...

From now on...