

















# Year 2 Isolation Plan Term 4 Week 2

Monday		
<p style="text-align: center;"><b>Maths</b></p> <p><u>LI</u> – To understand the place value of digits.</p> <div style="text-align: center;">  </div> <p>Home Learning focus: Today we will recap and remind ourselves about place value. What is place value?</p> <p>This lesson includes:</p> <ul style="list-style-type: none"> <li>- Warm up</li> <li>- Practise examples</li> <li>- Independent work</li> </ul> <p>Equipment needed: You will need a piece of paper and a pencil.</p> <div style="text-align: right;">  </div> <p>Warm up: <a href="https://www.bbc.co.uk/teach/super-movers/ks1-maths-counting-with-john-farnworth/zbct8xs">https://www.bbc.co.uk/teach/super-movers/ks1-maths-counting-with-john-farnworth/zbct8xs</a></p> <p><b>What is place value? What does it mean?</b></p> <p>Watch the following video to support your learning and recap of place value. <a href="https://www.youtube.com/watch?v=m6cxpRXae5w">https://www.youtube.com/watch?v=m6cxpRXae5w</a></p> <p>Look at the following numbers: 41   56   78   32   90   121 13   34   68   12   9   100</p> <p><b>How many tens in each number? How do you know? How many ones? How do you know?</b></p> <p>Activity: For your activity, see resources to find some place value exercises to complete.</p> <p>Here are the links for your learning: <a href="https://www.youtube.com/watch?v=m6cxpRXae5w">https://www.youtube.com/watch?v=m6cxpRXae5w</a> <a href="https://www.youtube.com/watch?v=EVnrsoyfRFU">https://www.youtube.com/watch?v=EVnrsoyfRFU</a></p>	<p style="text-align: center;"><b>English</b></p> <p><u>LI</u>- To write predictions about a text.</p> <div style="text-align: center;">  </div> <p>Home Learning Focus: This week we will look at the story 'Can't You Sleep Little Bear' In this lesson we will remind ourselves of sentence writing. We will make predictions about a book.</p> <p>This lesson includes:</p> <ul style="list-style-type: none"> <li>- A story video</li> <li>- Independent work</li> </ul> <p>Equipment needed: You will need a piece of paper and a pencil.</p> <div style="text-align: right;">  </div> <p>Begin by watching this video about the important things we need to include in a sentence. <a href="https://www.youtube.com/watch?v=hjvfcS3K7zM">https://www.youtube.com/watch?v=hjvfcS3K7zM</a></p> <p>Have a look at the front cover of the book "Can't You Sleep Little Bear". <b>Do you think this book is fact or fiction? What do you think is going to happen in the story? How do you think the characters feel?</b></p> <p>Activity: For your activity, you will need to write 3 sentences making predictions about the book. Remember to use correct punctuation.</p> <p>Here are some links that can help you with your learning: <a href="https://www.youtube.com/watch?v=hjvfcS3K7zM">https://www.youtube.com/watch?v=hjvfcS3K7zM</a> <a href="https://www.youtube.com/watch?v=hjvfcS3K7zM">https://www.youtube.com/watch?v=hjvfcS3K7zM</a></p>	<p style="text-align: center;"><b>Music</b></p> <p><u>LI</u> – To be able to create a rap.</p> <div style="text-align: center;">  </div> <p>Watch Andy's rap about a habitat.</p> <p><a href="https://www.bbc.co.uk/iplayer/episode/p0746n3g/andys-raps-aquatic-6-andys-blue-planet-rap">https://www.bbc.co.uk/iplayer/episode/p0746n3g/andys-raps-aquatic-6-andys-blue-planet-rap</a></p> <p><b>What is a rap?</b> It is an informal song with words that are rhymical, chanted and repeated.</p> <p><b>What is a habitat?</b> Habitats are places where animals and plants live.</p> <p>Activity: Can you create your own rap about a habitat?</p>

Tuesday											
<p style="text-align: center;"><b>Maths</b></p> <p><u>LI</u> – To compare numbers using &lt; &gt;</p> <div style="text-align: center;"> <table border="1" style="width: 100%; border-collapse: collapse;"> <tr> <td style="text-align: center; width: 30%;">37</td> <td style="text-align: center; width: 30%;"> Less than</td> <td style="text-align: center; width: 30%;">80</td> </tr> <tr> <td style="text-align: center;">61</td> <td style="text-align: center;"> Greater than</td> <td style="text-align: center;">8</td> </tr> <tr> <td style="text-align: center;">3</td> <td style="text-align: center;"> Equal to</td> <td style="text-align: center;">3</td> </tr> </table> </div>	37	 Less than	80	61	 Greater than	8	3	 Equal to	3	<p style="text-align: center;"><b>English</b></p> <p><u>LI</u> -To write descriptive sentences.</p> <div style="text-align: center;">  </div>	<p style="text-align: center;"><b>Topic</b></p> <p><u>LI</u> – To know about Spring.</p> <div style="text-align: center;">  </div> <p><b>When is Spring? Do you know the four seasons? What are the four seasons?</b></p>
37	 Less than	80									
61	 Greater than	8									
3	 Equal to	3									

# Year 2 Isolation Plan Term 4 Week 2

Home Learning focus:  
Today we will recap and remind ourselves about place value from this week's lesson, then we will look at how we can order numbers.

- This lesson includes:
- Warm up
  - Practise examples
  - Independent work

Equipment needed: You will need a piece of paper and a pencil.



Warm up:  
<https://www.bbc.co.uk/teach/super-movers/ks1-maths-counting-with-john-farnworth/zbct8xs>

Let's think back to yesterday's lesson on place value.

Look at these two numbers:

56                  34

**How many tens does each number have? How many ones? Which is bigger? How do you know? Which is smaller? How do you know?**

Look at these two symbols:

<                  >

**Can you remember what they are used for?** They are greater than and less than symbols used to compare the size of two numbers.

Watch this video:  
[https://www.youtube.com/watch?v=YhOfoH\\_gLP8](https://www.youtube.com/watch?v=YhOfoH_gLP8)

Activity:  
Look in the resources section to find some tasks ready for you to complete.

Here is a link to support your learning:  
<https://www.youtube.com/watch?v=rLZbniMGAVA>

Home Learning Focus:  
Today we will write descriptive sentences to describe what Big Bear did to help Little Bear.

- This lesson includes:
- A story video
  - Independent work

Equipment needed: You will need a piece of paper and a pencil



Today we will watch the story by clicking the link:  
<https://www.youtube.com/watch?v=-sJo3yn4lcM>

What were the different things Big Bear did to help Little Bear when he was afraid of the dark. Watch the video again and write down each different thing.

Activity:  
For your activity, write down all the things that Big Bear did to help Little Bear to stop him from being scared.

Remember to start your sentences with a capital letter and finish with a full stop.

Challenge:  
Can you use adjectives in your writing and underline them?

Here are some links that can help you with your learning:  
<https://www.youtube.com/watch?v=-sJo3yn4lcM>

Can you recap using this learning link?  
<https://www.bbc.co.uk/bitesize/topics/zkvv4wx/articles/zcx3gk7>

Spring starts on the 20<sup>th</sup> of March this year.

Activity:  
Can you go on a spring walk and use the checklist in the resources area to tick off all the things you find?

## Wednesday

### Maths

LI – To order numbers.


6 3 8 2	14 4 13 11
20 26 15 12	36 48 50 21
33 44 22 11	49 14 8 1
16 18 25 12	27 23 25 21

Home Learning focus:  
Today we will recap and remind ourselves about place value from this week's lesson, then we will look at how we can order numbers.

- This lesson includes:
- Warm up
  - Practise examples
  - Independent work

### English

LI - To write questions and answers with correct punctuation.



Home Learning Focus:  
In this lesson we will remind ourselves of sentence writing. We will think about the habitat that the baby birds are living in. We will then write some detailed sentences describing the woodlands.

### PE with team Garlinge

Dance Challenge Home Learning or a cosmic yoga



Home learning focus:  
Watch the PE teams dance video challenge. We have been learning Miss Bailey's dance in our PE sessions – in fact the whole school is!

# Year 2 Isolation Plan Term 4 Week 2

Equipment needed: You will need a piece of paper and a pencil.



Warm up:

<https://www.bbc.co.uk/teach/supermovers/ks1-maths-counting-with-john-farnworth/zbct8xs>

Let's start with a recap of this week's learning so far:

Look at the following numbers:

41 56 78 32 90 121  
13 34 68 12 9 100

**How many ones in each number? How do you know?**

Looking at the following numbers which number is the largest?

34 13 26 42

**How do you know which is largest? Which is smallest? How do you know?**

We need to look at the value of the tens digit and the value of the ones digit to help us work out the order.

Activity:

Use the following link to play a game and practise ordering numbers.

<https://www.topmarks.co.uk/ordering-and-sequencing/coconut-ordering> (Up to 100).

In the resources section you will also find an additional task.

Here is a link to support your learning:

<https://www.youtube.com/watch?v=l9k4GWwTjwU>

This lesson includes:

- Videos
- Independent work



Equipment needed: You will need a pencil and a piece of paper.

Begin by watching this video about the important things we need to include in a question.

<https://www.youtube.com/watch?v=TcVPNBG2bjw>

Re-watch the story video and see if you can spot the questions Big Bear asks Little Bear. **How do you know it's a question? What does little Bear answer?**

Activity:

For our activity today, you are going to generate some questions that Big Bear would ask Little Bear and write Little Bear's responses.

Here are some links that can help you with your learning:

<https://www.youtube.com/watch?v=TcVPNBG2bjw> (Question)

<https://www.youtube.com/watch?v=-sJo3yn4lcM> (Story)

<https://www.youtube.com/watch?v=ovu-YzLViRE&feature=youtu.be>

Can you follow the moves?

If you are able to the PE team would love for your videos to be sent in. [pe@garlinge.kent.sch.uk](mailto:pe@garlinge.kent.sch.uk)

## Thursday

### Maths

LI – To sequence numbers.

1. 2 4 8 12 14

2. 5 9 11 13 17

3. 10 15 25 30 40

4. 13 15 19 23

Home Learning focus:

Today we will recap and remind ourselves about sequence of numbers. We will look at how we can count in different sequences.

This lesson includes:

- Warm up
- Practise examples
- Independent work

Equipment needed: You will need a piece of paper and a pencil.




Warm up

<https://www.bbc.co.uk/teach/supermovers/ks1-maths-counting-with-john-farnworth/zbct8xs>

### English

LI To write factual sentences.



Home Learning Focus:

In today's lesson we will be looking more closely at bears. We will think about the features of bears, what they look like, what the features help them do and where they live.

This lesson includes:

- Video
- Independent work.

Equipment needed: You will need a piece of paper and a pencil.



Activity: For your activity you will need to think about the facts

### Science

Living things in their habitats.

LI -To know about habitats



Home learning focus

In this lesson we will recap about different animals and their habitats.


**What are habitats?**

Habitats are places where animals and plants live.

This lesson includes:

- Video
- Activity

Equipment needed: You will need a pencil, ruler.



Click on the link to access your learning:



# Year 2 Isolation Plan Term 4 Week 2

What sequences did you see in the warm up? How did you count?

Let's watch another video:

<https://www.youtube.com/watch?v=oS1FaPVYdzo>

What patterns did you see?

Look at the following sequences:

1. 19, 18, \_\_\_\_\_, 16, 15, \_\_\_\_\_, \_\_\_\_\_

2. 2, 4, \_\_\_\_\_, \_\_\_\_\_, 10, 12, \_\_\_\_\_

3. 10, \_\_\_\_\_, 30, \_\_\_\_\_, 50, \_\_\_\_\_, 70

4. \_\_\_\_\_, 29, 28, \_\_\_\_\_, 26, \_\_\_\_\_, 24

What were the number sequences going up in? What are they going down in?

Activity:

Please look in the resources section to find your task sheet for sequencing numbers.

Here are some links that can help your learning:

<https://www.youtube.com/watch?v=GdAGHgHlIM>

about bears from the video watched and from your own research.

Can you write some factual sentences about bears? What do they look like? What features do they have? What do their features help them to do? Have you found out about a specific bear?

Please click on the links to access your learning:

<https://www.youtube.com/watch?v=54CDgurNMSI> (bear facts)

<https://easyscienceforkids.com/all-about-bears/> (bear facts website)

<https://www.youtube.com/watch?v=-sJo3yn4lCM> (Story)

<https://www.youtube.com/watch?v=ZrSWYE37MJs>

Activity:

Can you create a habitat for your new animal?

What habitat would your animal need to survive?

Can you label your habitat explaining why it is important for your animal to live there?

## Maths

LI – To understand odd and even numbers.

ODD and EVEN Number CHART									
1	2	3	4	5	6	7	8	9	10
11	12	13	14	15	16	17	18	19	20
21	22	23	24	25	26	27	28	29	30
SONGS					VIDEOS				
ODD Numbers					EVEN Numbers				
1 3 5 7 9					0 2 4 6 8				

Home Learning focus:

Today we will remind ourselves about odd and even numbers.

This lesson includes:

- Warm up
- Practise examples
- Independent work

Equipment needed: You will need a piece of paper and a pencil.



Warm up

<https://www.bbc.co.uk/teach/superheroes/ks1-maths-the-2-times-table-with-bridget-the-lioness/zrrx92p>

All week we have been looking at numbers and reminding ourselves of some of our number understanding. We are looking today at odd and even numbers.

Let's watch this video:

## Friday

### English

LI - To write a fact file.



Home Learning Focus:

In this lesson we will use our facts from yesterday. We will re-watch the videos and we will think about creating our own owl fact file.

This lesson includes:

- Videos
- Interactive activity
- Independent work

Equipment needed: You will need a pencil and a piece of paper.



Re-watch the videos covered this week. Either the story or the bear facts video or both! Have a think about what they both tell you about bears. What facts did you write yesterday?

Activity:

## Art

LI- To create an Easter basket



Home Learning Focus:

Easter is on Sunday 4<sup>th</sup> April. Easter is a Christian festival and also a day in which we eat chocolate eggs. In today lesson can you create your own Easter basket. Maybe you could use it for your own Easter egg hunt.

Watch this video to find out more about Easter:

<https://www.youtube.com/watch?v=h8xqNh4Y9Og>

Activity:

Please find attached in the resources an Easter basket to create and decorate.

## Year 2 Isolation Plan Term 4 Week 2

<https://www.youtube.com/watch?v=3iQgmmG8wQQ>

What is an odd number? How do you know? What is an even number? How do you know?

Play this game to help your understanding:

<https://www.topmarks.co.uk/learning-to-count/coconut-odd-or-even>

Activity:

You will find a task within the resources section for you to complete to help consolidate your learning on odd and even numbers.

Here is a link to support your learning:

<https://www.youtube.com/watch?v=E3uxB19npas>

Have you found out about a specific bear?

Within the resources, you will find a fact file example – please use this or create your own.

Here's some links to support your learning:

<https://www.youtube.com/watch?v=54CDgurNMSI> (bear facts video)

<https://easyscienceforkids.com/all-about-bears/> (bear facts website)

<https://www.youtube.com/watch?v=-sJo3yn4lcM> (Story)