

# 4B Home Learning Timetable

Week beginning Monday 16<sup>th</sup> November 2020

## Monday 16<sup>th</sup> November

### English

**Focus – To understand the features of persuasive adverts.**

This week, we will be working towards writing our own persuasive adverts.

What do you think are the features of a persuasive advert? Remember that these are adverts that are designed to make you want what is being advertised.

Watch the introduction video and make notes about what the key features of a persuasive advert are:  
[https://www.youtube.com/watch?v=z5yq\\_el23EA](https://www.youtube.com/watch?v=z5yq_el23EA)

Now watch this advert for Dreamland and consider if you think it is a persuasive advert and the reasons.  
<https://www.youtube.com/watch?v=F-L5ubxXPik>

Use the Dreamland worksheet to write down the different features that make the Dreamland advert persuasive. Use the key vocabulary sheet to help you and add your own ideas about why the advert is persuasive.

Remember you can take pictures of your amazing work and email it to Mrs Flynn.

### Maths

**Focus - To understand how to measure perimeter.**

Last week we learnt how to use equivalent measurements and measured different objects around our classroom.

Today we will be learning about how to measure perimeter:

What do you already know about measuring?

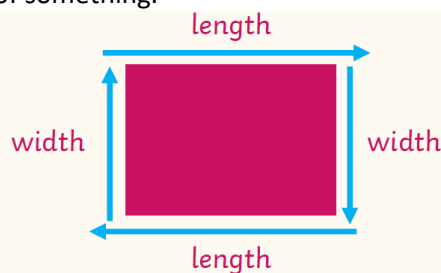
What is the perimeter of a shape?

Watch this video and see if your ideas were right:  
<https://www.youtube.com/watch?v=9uwLgf84p5w>

A perimeter is the measurement of the distance around a shape.



We use the length and width measurements of a rectangle to calculate the perimeter. We simply add up all the length and width measurements to find the perimeter of something.



### Art

**Focus - To use a range of mediums to create a piece of winter artwork.**

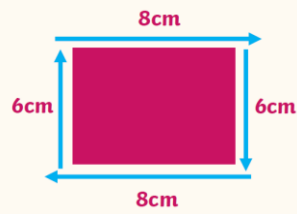
Last week we started looking at different ideas for our winter art and we completed our first draft. Can you now use our learning from last week and complete your own winter art using any materials that you have at home.

Remember to:


- Create at least 4 trees
- Make sure your trees are different sizes
- Consider what colour scheme you would like to use



$$\text{Perimeter} = 2 \times \text{length} + 2 \times \text{width}$$



Do you remember what a polygon is?



It is any 2-dimensional shape that has straight sides.

Now complete the measuring perimeter worksheet and use all that you have learnt to help you...remember to try your best.





## Key Vocabulary for Persuasive Adverts

- Persuade
- Persuasion
- Slogan
- Advert
- Advertisement
- Catchy
- Eye catching
- Popular
- Effective
- Superb
- Superior
  
- Emphasize
- Convenient
- Certain
- Best
- Advantage
- Interesting



Art

