

# Year 4: Term 4 Home Learning Timetable

## Week 1

### Monday

#### Maths

**Focus** – To understand how to interpret charts.

Follow the link below which will take you to a lesson which will help you understand how to interpret charts.

You will learn about some different ways data can be shown or 'visualised' and how to find information from the data.

The lesson includes 2 videos and 2 activities.

[Interpret Charts - Year 4 - P5 - Maths - Catch Up Lessons - Home Learning with BBC Bitesize - BBC Bitesize](#)

#### English

**Reading Focus** - To use inference and deduction to show understanding of a text.

Today's reading the text is, **Lucy and the Leprechaun**.



Take a few minutes to read through the text independently or with an adult at home.

Discuss how the text is set out? What is the genre? Is the text fiction or non-fiction? How do you know?

You could look these words up in the dictionary to help you:

*clump repair  
gentle chore  
strange magical*

Now look through the text again and read through the questions located in today's resources. This will encourage you to use a range of skills focusing on retrieval of information and inference and deduction. Once you have read through the text and the questions, answer the text related questions and mark yourself or with an adult. Good luck 😊

#### History

**Focus** – To understand about Roman mosaics

Use the following links to help you learn about Roman mosaics and how they were used.


[Mosaic Facts for Kids | KidzSearch.com](#)

[Roman Mosaics: Facts, Information & Worksheets | Teaching Resource \(kidskonnnect.com\)](#)

Learn about how they were made and then have a go at using the guide in the resources section to help you design and make your own mosaic.

Alternatively, you could use the ideas suggested in the link below to inspire you too.

[How To Make A Roman Mosaic - YouTube](#)



### Tuesday

#### Maths

**Focus** – To understand how to compare data.

Follow the link below which will take you to a lesson which will help you compare data and solve questions using addition and subtraction.

The lesson includes a learning summary, 1 videos and 2 activities.

[Comparing data - Year 4 - P5 - Maths - Catch Up Lessons - Home Learning with BBC Bitesize - BBC Bitesize](#)

#### English

**SPAG Focus** – To develop my SPAG knowledge and understanding.

Today you will be looking at different aspects of SPAG – Spelling, Punctuation and Grammar.



Have a look at SPAG mat 1 in today's resources, there are six different aspects to challenge your understanding.

**Top Tip:** Remember you can always access the internet and research areas you are unsure of, especially on:

<https://www.bbc.co.uk/bitesize/levels/zbr9wmn>

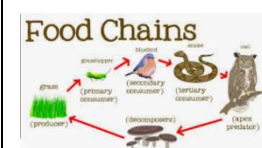
The areas of learning today cover:

- Pronouns

#### Science

**Focus** – To understand food chains and the role of the different animals and plants within them.

Today you will be looking at food chains linked to our science topic this term, Living Things and their Habitats.



**Task 1:** use a dictionary or online dictionary to locate the definitions of the following key words:

definitions of the following key words:

**Predator, consumer, prey, producer, construct, interpret and diagram.**

- Spellings
- Apostrophes
- The 'cian' sound
- Adverbial phrase
- Subordinate clause

Remember to read the question carefully before answering. When you have completed the sheet, use the mark sheet to mark your answers. Good luck 😊

Follow the link below to a lesson including, relevant videos, quizzes and games to help you with:

- vertebrates and invertebrates
- classification
- food chains and food webs

<https://www.bbc.co.uk/bitesize/articles/zrckg7h>

**Task 2:** Look at the challenge cards in today's resources. There are eight challenges. You can choose your level of challenge, good luck 😊

## Wednesday

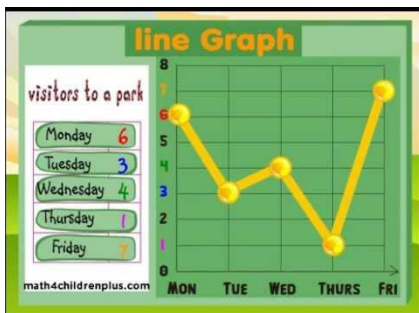
### Maths

**Focus – To understand how to read a line graph**

Follow the link below which will take you to a lesson which will help you learn how to read values from a line graph.

The lesson includes 2 videos and 2 interactive activities.

[Introducing line graphs - Year 4 - P5 - Maths - Catch Up Lessons - Home Learning with BBC Bitesize - BBC Bitesize](#)



### English

**Spelling Focus – To identify and amend incorrect spellings.**

Today's lesson is based on your knowledge of the year 3 and 4 statutory words and identifying spelling sounds.



In today's resources you will find 'correct the spelling word mat 3'. The first section (1-8) has the incorrect spelling already identified for you. Use your own spelling and sound knowledge to correct the spelling in the box.

The second section (1-8) asks you to identify the incorrect spelling in the sentence yourself. Circle the incorrect spelling and write the correct spelling in the box provided.

You may use a dictionary or an online dictionary to help you.

There is also a spelling word search for when you have finished. Good luck 😊

### Music

**Focus – To design a musical instrument.**

Today you will be designing a musical instrument.



Have a think:

- Which is your favourite musical instrument? Why?
- Can you play an instrument?
- Which one?
- Is there an instrument you would love to learn to play?
- Why that instrument?

**Activity:** Can you make your own musical instrument? You might want to make a shaker, a drum, a guitar or something else of your own choice. Here are some resources you may want to use. Remember you can think of your own ideas too.



Remember to ask first 😊

Then draw a picture of your creation. Can you explain to a friend how you made it? You might

even want to write down the instructions for somebody else to make it.

**Extra Activities:** In the resources section for today, you will also find a music related word search and a few musical instrument mindfulness colouring pages.

## Thursday

### Maths

#### Focus – To practice my times tables

Begin the lesson today by using the website below to help you practise your times tables.

<https://www.topmarks.co.uk/maths-games/hit-the-button>

This term, we are looking forward to Easter celebrations. Learning our times tables is very important so why don't you have a go at the Easter Multiplication mosaic in the resources section.

See how quickly you can use your times tables facts to solve the challenge.



### English

#### Writing Focus – To use creative and imaginative vocabulary in my writing.



Imagine a school with...trapped teachers!

Today you are going to describe a day at school when all of the teachers accidentally get locked in the staffroom.

Think about the following:

- How do the children react?
- Is it OK or is it chaotic?
- Are the children naughty or are they helpful?
- Describe how you're feeling.
- Explain what happens when the teachers aren't in charge.

Remember to read the question carefully before answering. When you have completed the sheet, use the mark sheet to mark your answers. Good luck 😊

### PSHE

#### Focus – To understand that having a happy mind is good for our mental health.



Have a think - What is a happy mind and why is this good for our mental health?

Can you think of positive words? Here are some to help you:

great      enjoy      brilliant      smile  
special      nice      good  
amazing      better      best  
laugh      fantastic      love

Can you choose one of the words to put in to a positive sentence?  
For example:

I enjoy it when the sun comes out.  
I love to smile at people.  
My friends make me laugh.

All of these are positive statements and help us to feel better.

Have a read through the PowerPoint slides in today's resources. There are some ideas and suggestions which you may wish to try at home.

#### Activity - Happiness Is... Poem

Think about all the things that make you feel happy. We are all different, so we'll all have different ideas about what happiness means to us. Create a list poem using the lines on the sheet found in today's resources. You can then add illustrations around your poem.

Be happy 😊

## Friday

### Maths

**Focus - To practise my times tables.**


Spend time in your maths lesson today using Times Tables Rock Stars to practise your times tables.

Try and improve your speed each time. How quickly can you answer each question?



### English

**Writing Focus – To use creative and imaginative vocabulary in my writing.**



Imagine a school with...robots for teachers!

Today you are going to describe a day at school when having a robot for a teacher goes wrong.

Think about the following:

- What happens?
- Is it funny?
- Is there any danger?
- Describe the different emotions that you're feeling.
- Explain what happens next.

Remember to read the question carefully before answering. When you have completed the sheet, use the mark sheet to mark your answers. Good luck 😊

### Art

**Focus – To design a nature photo frame.**



Today you will be designing your own nature photo frame.

To complete your nature photo frame, you will need a selection of: sticks, twigs, petals, grass, leaves and stones/pebbles. Why not go on a treasure hunt around your garden to find a selection of the above, try to choose a variety of colours.

Then create the shape of your photo frame making a square or rectangle shape. Using your collection, create a picture or even a portrait of yourself inside the frame. You could choose an image of something which makes you happy or an animal or a special place.

If you do not have access to a garden, draw the image but using drawing of twigs, petals, stones and grass. You can be as eventful and colourful as you wish.

Good luck 😊

## Other activities for the week

- Continue to use Times Table Rockstars to practise your times tables.
- Continue to practise your Year 3/4 spellings. Ask someone to test you on 10 at a time. How many can you spell? Keep track of the ones you get right and the ones you still need to practise.
- Read daily if you can. Maybe try reading a bedtime story to a younger brother or sister. Make it fun by using lots of different voices for the characters.
- Choose your favourite book and redesign the front cover – how eye-catching can you make it?
- Investigate your outside area linked to this term's topic – Living Things and their Habitat. What different animals/insects can you find? Could you draw them?
- Join Joe Wicks for some fun physical activities online at [https://www.youtube.com/results?search\\_query=joe+wicks](https://www.youtube.com/results?search_query=joe+wicks)
- Join our Team Garlinge for fun PE activities and celebrations online at <https://www.youtube.com/channel/UCTpC1PieUTth2XOoddK16Ug>



# Year 4 Home Learning Timetable

## Week 2

### Monday

#### Maths

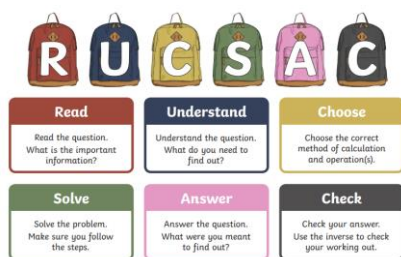
**Focus – To solve some Easter themed word problems**

Begin the lesson today by using the website below to help you practise your times tables.

<https://www.topmarks.co.uk/maths-games/hit-the-button>

Take a look at the Easter themed word problems in the resources section. Remember what we have learned about solving words problems.

**Use the prompt below as a guide**



Have a look in the resources section and have a go at using the steps above to help you solve the Easter themed word problem.

#### English

**Reading Focus - To use inference and deduction to show understanding of a text.**

Today's reading text is, **Mother's Day.**



Take a few minutes to read through the text independently or with an adult at home.

Discuss how the text is set out? What is the genre?

Is the text fiction or non-fiction? How do you know?

You could look these words up in the dictionary to help you:

*grateful    servant*  
*festival    popular*  
*Lent        religious*

Then look through the text again and read through the questions located in today's resources. This will encourage you to use a range of skills focusing on retrieval of information and inference and deduction. Once you have read through the text and the questions, answer the text related questions and mark yourself or with an adult. Remember to send your answers to your teacher. Good luck 😊

#### History

**Focus – To understand the impact of the Romans in Britain.**

When the Romans arrived in AD43, they introduced new ideas and ways of living to Britain.

But even after they were gone, the Romans left their mark all over the country. They gave us new towns, plants, animals, a new religion and ways of reading and counting.

Use the links below and your own research to see what you can find out about how the Romans had an impact on life in Britain

[10 Things The Romans Did For Us - English Heritage Blog \(english-heritage.org.uk\)](#)

[How did the Romans change Britain? - BBC Bitesize](#)

When you have completed your research, you may record what you have found out in your chosen way. You may like to present a poster or a mindmap recording everything you have found out.

Try to make the presentation of your work as interesting as possible.



### Tuesday

#### Maths

**Focus – To use my maths skills to solve an Easter themed mystery**

Over the next few days, you will be using a range of mathematical skills to solve an Easter themed mystery.

An Easter Bunny costume has been ruined and you have to use the clues to help you find out who is responsible.

There is information provided for each suspect and you need to work on a range of mathematical challenges to work out who did it!

All the activities and clues that you need are in the resources section.

#### English

**SPAG Focus – To develop my SPAG knowledge and understanding.**

Today you will be looking at different aspects of SPAG – Spelling, Punctuation and Grammar.



Have a look at SPAG mat 2 in today's resources, there are six different aspects to challenge your understanding.

#### Science

**Focus – To understand the various forms and reasoning of animal camouflage.**

Today you will be investigating different animals and how and why they camouflage.

So, what does camouflage mean? Have a look in the dictionary or an online dictionary to find out? Can you explain to someone at home what it means to camouflage?

Please find below a link to a short video on BBC bitesize about different animals

Start today by familiarising yourself with the problem and solving clue 1 which will help you find out whether the culprit is male or female.



**Top Tip:** remember you can always access the internet and research areas you are unsure of, especially on:

<https://www.bbc.co.uk/bitesize/levels/zbr9wmn>

The areas of learning today cover:

- Adjectives
- Determiners
- Past progressive tense
- Spelling
- Pronouns
- Definitions

Remember to read the question carefully before answering. When you have completed the sheet, use the mark sheet to mark your answers. Good luck 😊

which camouflage themselves. Although the clip is for KS1, it is a good video to visually see what it means to be successful at camouflaging!

<https://www.bbc.co.uk/bitesize/clips/z7x76sg>

Now, have a read through the Power Point slides in today's resources.

**Your task:** Use the butterfly template to create a butterfly that could camouflage itself in your classroom! Be creative and colourful, good luck 😊

## Wednesday

### Maths

**Focus – To use my maths skills to solve an Easter themed mystery**

We hope you enjoyed starting the challenge yesterday. Look at the mystery again today and use your mathematical skills to help you solve **clues 2 and 3**.

These challenges will need you to think about fractions and solving calculations and will help you discover an important clue that was left at the scene and the age of the culprit.

Good luck. 😊



### English

**Spelling Focus – To identify and amend incorrect spellings.**

Today's lesson is based on your knowledge of the year 3 and 4 statutory words and identifying spelling sounds.



In today's resources you will find 'correct the spelling word mat 4'. The first section (1-8)

has the incorrect spelling already identified for you. Use your own spelling and sound knowledge to correct the spelling in the box.

The second section (1-8) asks you to identify the incorrect spelling in the sentence yourself. Circle the incorrect spelling and write the correct spelling in the box provided.

You may use a dictionary or an online dictionary to help you.

There is also a spelling word search for when you have finished. Good luck 😊

### French

**Focus – To revise greetings.**



Today you will be revisiting different ways to greet people, just like we do in the UK.

How many different ways can you think of to greet someone, in English first? How many could you think of?

Now have a look at the greetings page in today's resources. How many did you remember? The pronunciations are also there for you, maybe practise on someone at home 😊

**Activity:** Today you will be playing a game. The game can be played with others or individually as a matching game. To play snap, shuffle the picture and word cards together and deal all cards out to the players. Players take their top card, name it in French (by either reading the word or naming the picture) and place it in the playing pile in the middle. Players continue to place their cards until there are two matching cards. They then race to be the first player to touch the middle pile and shout 'casser!' (snap!), therefore collecting all the cards in the pile. The winner is the person with the biggest pile of cards when the time runs out.

## Thursday

### Maths

**Focus – To use my maths skills to solve an Easter themed mystery**

You are now very close to solving the mystery of the ruined Easter Bunny costume.

Find the information today to help you solve clues 4 and 5.

The challenges today involve using your understanding of time and will also give you some calculations to solve. The answers will reveal another important clue and the culprit's favourite crisp flavour.

Good luck in finding the culprit! 😊

### English

**Writing Focus – To use creative and imaginative vocabulary in my writing.**



Imagine a school with...Monkeys for Pupils!

Today you are going to describe a day at school where all of the pupils have been swapped for monkeys!

Think about the following:

- How do the monkeys behave in class?
- Is it funny?
- What lessons do they do?
- Describe the things that the monkeys get up to.
- Explain what happens at lunchtime and playtime.

Remember to use your exciting vocabulary – adjectives, nouns, verbs, adverbs, conjunctions and vary your sentence openers.

Good luck 😊

### Music

**Focus – To enjoy music through appreciation.**

Today you will be able to choose your music learning.



Follow the link below to a range of music activities, games and videos.

<http://interactivesites.weebly.com/music-fun.html>

Which was your favourite? Why? Can you share with someone at home and enjoy the music together? Remember, if you didn't get a change last week, there is still the music word search and music colouring pages from last week's lesson.



## Friday

### Maths

**Focus - To practise my times tables.**

Spend time in your maths lesson today using Times Tables Rock Stars to practise your times tables.

Try and improve your speed each time. How quickly can you answer each question?



### English

**Writing Focus – To use creative and imaginative vocabulary in my writing.**



Imagine a school with...a secret machine that can shrink children!

Today you are going to describe a day at school when you find a secret shrinking machine in the science cupboard.

Think about:

- Where do you discover the machine?
- How do you feel when you're suddenly tiny?
- What exciting/funny/risky things do you do at school that day?
- Describe your different emotions.
- Explain how you return to normal size.

Remember to use your exciting vocabulary – adjectives, nouns, verbs, adverbs, conjunctions and vary your sentence openers.

### Art

**Focus – To design a habitat.**

This term we have looked and discussed various living things and their natural habitats.



Your task is to design a habitat for an 'animal' of your choice. Think about what your chosen 'animal' would need to be able to survive.

Which habitat will you choose?

Ocean? Forest? Desert? Grassland?

Maybe you could design a Bug Hotel, an Ant Farm, a Monkey Tree House, an Amphibian Swamp? What would they need to survive?

To help you decide, have a look at the power point slides in today's resources.

## Other activities for the week

- Continue to use Times Table Rockstars to practise your times tables.
- Continue to practise your Year 3/4 spellings. Ask someone to test you on 10 at a time. How many can you spell? Keep track of the ones you get right and the ones you still need to practise.
- Read daily if you can. Maybe try reading a bedtime story to a younger brother or sister. Make it fun by using lots of different voices for the characters.
- Choose your favourite book and write an alternative ending.
- Investigate your outside area linked to this term's topic – Living Things and their Habitat. Can you design something for your garden to encourage new wildlife to visit?
- Join Joe Wicks for some fun physical activities online at [https://www.youtube.com/results?search\\_query=joe+wicks](https://www.youtube.com/results?search_query=joe+wicks)
- Join our Team Garlinge for fun PE activities and celebrations online at <https://www.youtube.com/channel/UCTpC1PieUTth2XOoddK16Ug>