





Draw Accurately

1. Measure these lines to the nearest mm. Which line is the odd one out?

A	
B	
C	
D	

2. All the lines below have been ordered from shortest to longest. Draw lines B and D. to complete them and then write the measurements for all the lines in the boxes.

A 

cm mm

B

cm mm

C 

cm mm

D

cm mm

E 

cm mm

3. Jack has been measuring some lines. Is he correct? Explain how you know.



All of my lines are longer than 3cm 5mm but shorter than 7cm 5mm.





Horizontal and Vertical Lines


Find objects around you that have horizontal or vertical lines. Draw and label the objects you find in the boxes below.



Parallel Lines

Use a pencil and ruler to draw your own picture of a train on the tracks in the box below.


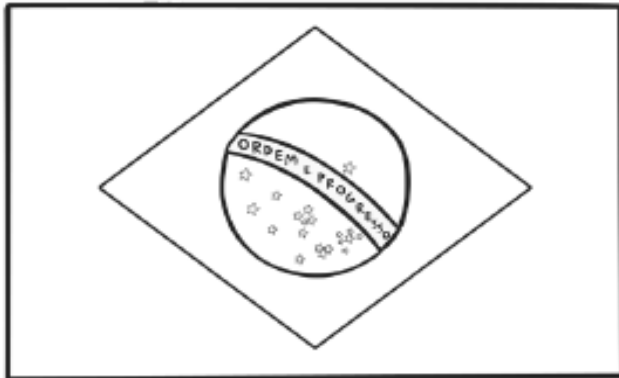
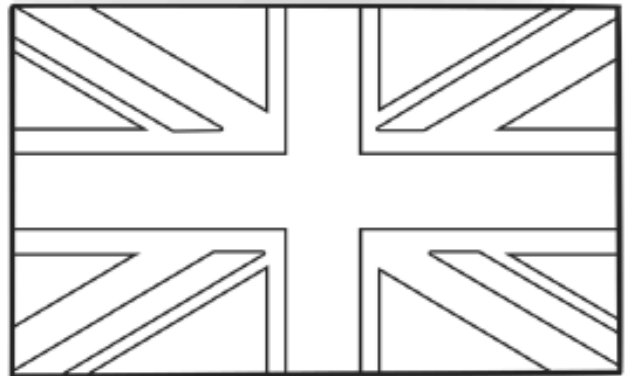

When you have finished, see if you can find two lines which are parallel and colour them red. Can you find another two lines which are parallel and colour them yellow. Keep finding and colouring different pairs of parallel lines in your picture.





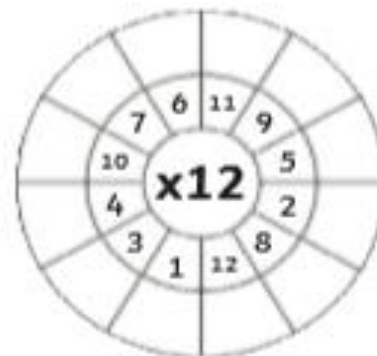
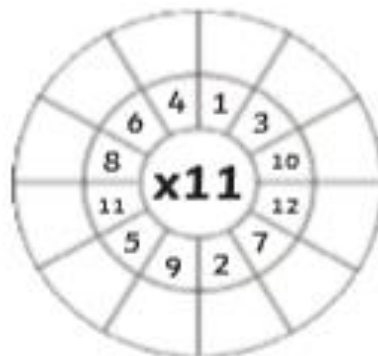
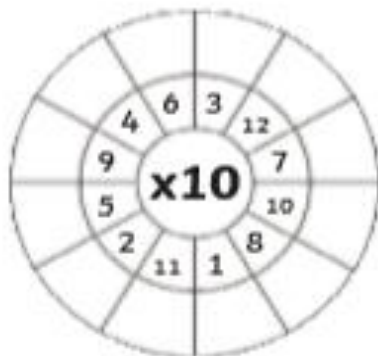
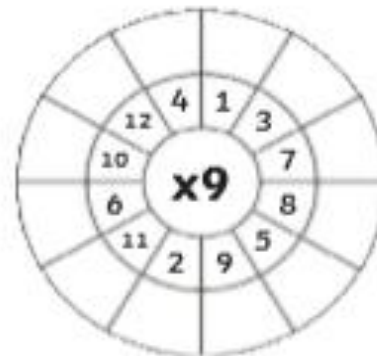
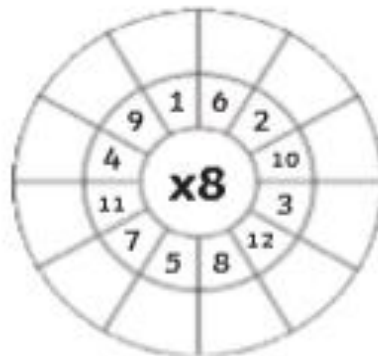
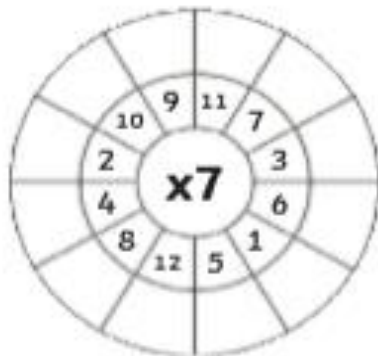
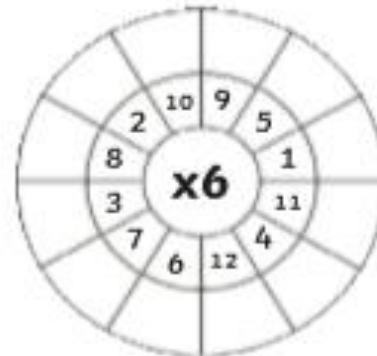
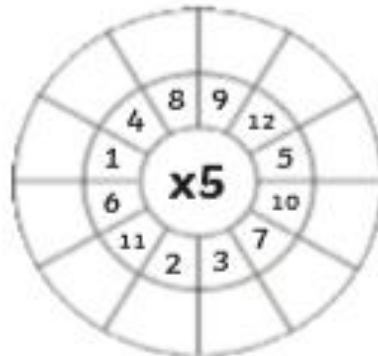
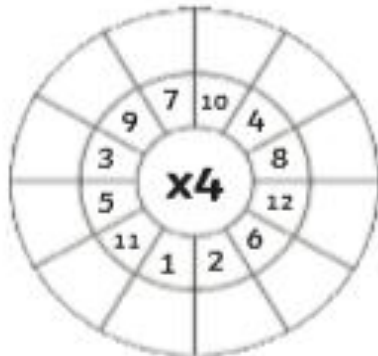
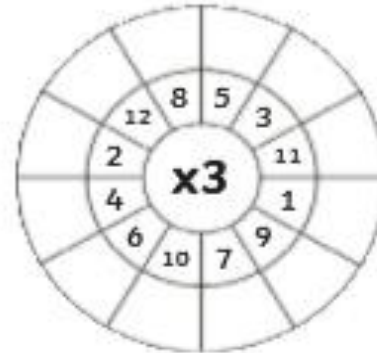
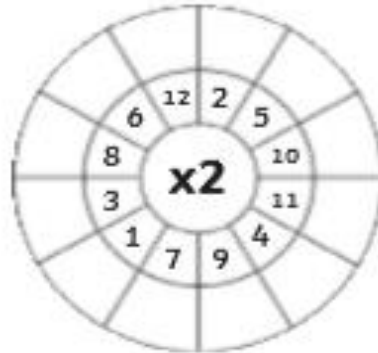
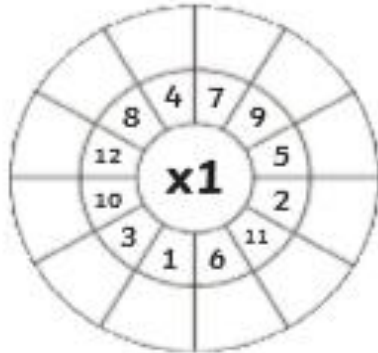
Parallel and Perpendicular

Look carefully at these world flags. Colour pairs of **parallel** lines in red and pairs of **perpendicular** lines in blue.




Multiplication Wheels

Multiply the numbers by the middle number.



Look, Say, Cover, Write Down, Check worksheet



	Look	Say	Cover	Write Down	Check
build					
decide					
early					
group					
bicycle					
address					
opposite					
thought					



Spot the Pronouns and Nouns

I can use pronouns and nouns.



1. Put a circle around all of the pronouns in this box. Underline all of the nouns.

fish	me	railway	dog
us	them	group	it
she	homework	golf	you
hers	mine	tablecloth	ours
rabbit	sock	yours	I



Spot the Pronouns and Nouns

I can use pronouns and nouns.



1. Put a circle around all of the pronouns in this box. Underline all of the nouns.

fish	me	railway	dog
us	them	group	it
she	homework	golf	you
hers	mine	tablecloth	ours
rabbit	sock	yours	I
they	air	him	cushion
his	flower	lesson	rubber



Spot the Pronouns and Nouns

I can use pronouns and nouns.



1. Put a circle around all of the pronouns in this box. Underline all of the nouns.
2. Then, underneath each pronoun, use a coloured pencil to write what type of pronoun it is. Use your Pronoun Definition Sheet to help you.

fish	me <i>personal</i>	railway	dog
us	them	group	it
she	homework	golf	you
hers	mine	tablecloth	ours
rabbit	sock	yours	I
they	air	him	cushion
his	flower	lesson	rubber

Pronouns and Nouns

Answers



1. Put a circle around all of the pronouns in this box. Underline all of the nouns.

<u>fish</u>	<u>me</u>	<u>railway</u>	<u>dog</u>
<u>us</u>	<u>them</u>	<u>group</u>	<u>it</u>
<u>she</u>	<u>homework</u>	<u>golf</u>	<u>you</u>
<u>hers</u>	<u>mine</u>	<u>tablecloth</u>	<u>ours</u>
<u>rabbit</u>	<u>sock</u>	<u>yours</u>	<u>I</u>



1. Put a circle around all of the pronouns in this box. Underline all of the nouns.

<u>fish</u>	<u>me</u>	<u>railway</u>	<u>dog</u>
<u>us</u>	<u>them</u>	<u>group</u>	<u>it</u>
<u>she</u>	<u>homework</u>	<u>golf</u>	<u>you</u>
<u>hers</u>	<u>mine</u>	<u>tablecloth</u>	<u>ours</u>
<u>rabbit</u>	<u>sock</u>	<u>yours</u>	<u>I</u>
<u>they</u>	<u>air</u>	<u>him</u>	<u>cushion</u>
<u>his</u>	<u>flower</u>	<u>lesson</u>	<u>rubber</u>



1. Put a circle around all of the pronouns in this box. Underline all of the nouns.

2. Then, underneath each pronoun, use a coloured pencil to write what type of pronoun it is. Use your Pronoun Definition Sheet to help you.

<u>fish</u>	<u>me</u> <i>personal</i>	<u>railway</u>	<u>dog</u>
<u>us</u> <i>personal</i>	<u>them</u> <i>personal</i>	<u>group</u>	<u>it</u> <i>personal</i>
<u>she</u> <i>personal</i>	<u>homework</u>	<u>golf</u>	<u>you</u> <i>personal</i>
<u>hers</u> <i>possessive</i>	<u>mine</u> <i>possessive</i>	<u>tablecloth</u>	<u>ours</u> <i>possessive</i>
<u>rabbit</u>	<u>sock</u>	<u>yours</u> <i>possessive</i>	<u>I</u> <i>personal</i>
<u>they</u> <i>personal</i>	<u>air</u>	<u>him</u> <i>personal</i>	<u>cushion</u>
<u>his</u> <i>possessive</i>	<u>flower</u>	<u>lesson</u>	<u>rubber</u>



Joining the Letter 'l'

Continue each line of diagonal joins:

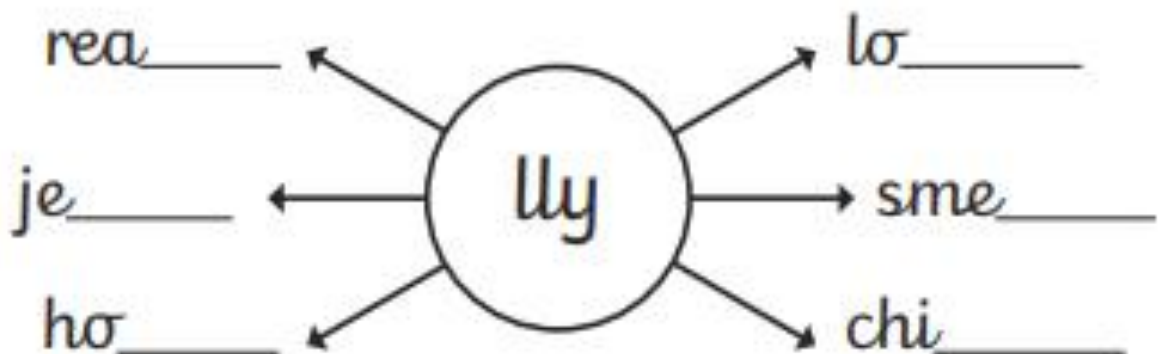
ll

ll

ll

ll

Add 'lly' to the end of these words.
Make sure that you use your diagonal letter joins.



Add 'li' or 'lu' to the start of these words. Make sure that you use your diagonal letter joins. What words have you created?

__llaby

__tter

__mited

__ggage

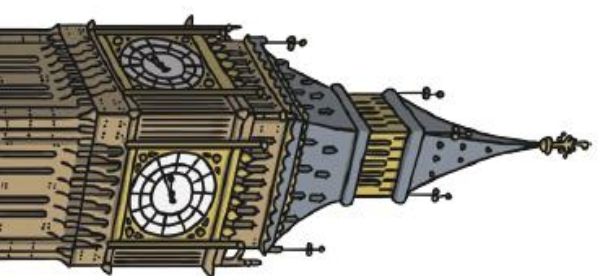
__cence

Monday-History

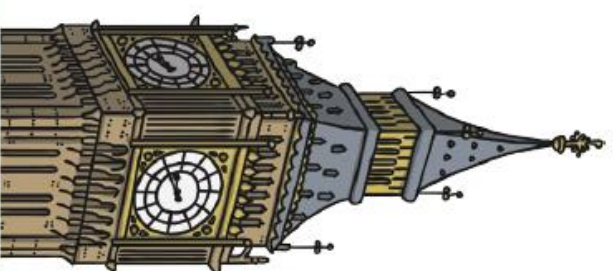




London Then



London Now

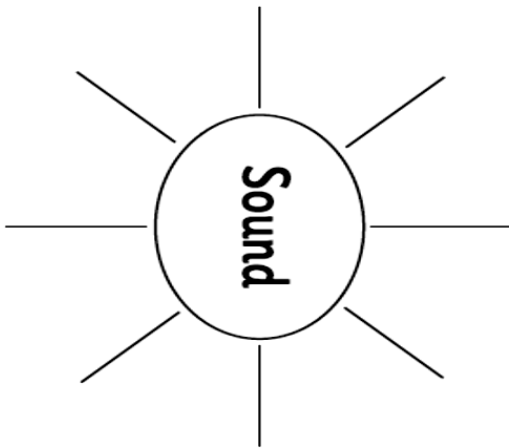


Tuesday

Science

Recall what you have already learnt about sound and complete the mind map to see how much you have learnt so far.

Draw or write about the things you already know about sound.



Do you have any questions about sound? What would you like to find out? Write your thoughts below.

Sound Hunt

Look around your environment and find different objects to create sounds. Use the following sheet to record your findings.

★ ★ ★ ★ ★
What was the noisiest place that you visited around your school? _____

What sounds could you hear?	What was vibrating to make the sound?

- Suggestions:**
- People's vocal chords.
 - The floor.
 - The air.
 - The table.

Thursday

PSHE

1. What did you do that was unkind?

2. Why were you unkind?

3. What did you feel like when you were being unkind?

4. How do you think the other person felt when you were being unkind to them?

5. Has anyone ever been unkind to you?

6. What did you feel like when they were unkind to you?

7. What could you do to stop being unkind?
