


Year 4 Home Learning Timetable

Week 1

Monday		
<p style="text-align: center;"><u>English</u></p> <p>Focus – To learn how to spell words correctly by recognising patterns and applying the -y rule.</p> <p><u>Spelling Focus</u></p> <p>Please follow the following link where you will find a lesson which includes:</p> <ul style="list-style-type: none">• A video explaining the -y rule• three activities <p>https://www.bbc.co.uk/bitesize/articles/zydkg7h</p> <p>The resource you will need can be located under Monday's lesson, week one, in resources.</p> <p>Remember to try the Quiz!</p>	<p style="text-align: center;"><u>Maths</u></p> <p>Focus – To draw and measure accurately.</p> <p>In Year 4 we have worked on measuring length.</p> <p>Today, we would like you to practise measuring length accurately using a ruler.</p> <p>Find some objects around your home, e.g. a book, a wooden spoon, a photo frame.</p> <p>Use the table in the resources section to estimate the length of the object. Then use a ruler to find the accurate length. How close was your estimate?</p>	<p style="text-align: center;"><u>History</u></p> <p>Focus – To know about London now and then (past and present).</p> <p>Today we will be learning about London in the past and London in the present.</p> <p>Watch this video clip about London now and then:</p> <p>https://www.youtube.com/watch?v=p3HKCHdITD8</p> <p>What similarities did you see between the past and the present?</p> <p>What differences did you see between the past and the present?</p> <p>Now can you complete today's activity by sorting out the different images of London into now (present) and then (past).</p> <p><u>Extension</u></p> <p>Can you write some interesting sentences about London now and then?</p>
Tuesday		
<p style="text-align: center;"><u>English</u></p> <p>Focus - To understand what pronouns are and how to use them in your writing.</p> <p><u>Grammar Focus</u></p> <p>Please follow the link below where you will find a lesson which includes:</p> <ul style="list-style-type: none">• two videos to help you understand pronouns• three activities <p>https://www.bbc.co.uk/bitesize/articles/zjsnm39</p>	<p style="text-align: center;"><u>Maths</u></p> <p>Focus – To draw and measure accurately.</p> <p>https://www.bbc.co.uk/bitesize/articles/zcxy6g8</p> <p>Follow the link above to a lesson where you will learn how to draw lines and shapes accurately using a ruler.</p> <p>The lesson includes:</p> <ul style="list-style-type: none">• A video• A worksheet• An interactive activity• Guidance sheet	<p style="text-align: center;"><u>Science</u></p> <p>Focus – To be able to describe and explain sound sources.</p> <p>Today we will be learning about vibrations.</p> <p>All the instruments are played in different ways, but they all have something in common. They all create sounds by vibrating.</p> <p>Watch the video 'The Science of Sound':</p>


<p>The resource you will need can be located under Tuesday's lesson, week one, in resources. Use level 1, 2 or 3. Challenge yourself!</p> <p>You will also find the answers here to check your work.</p>	<p>The worksheet can be found in the resources section.</p>  <p style="text-align: center; font-size: small;">shutterstock.com • 192351284</p>	<p>https://www.youtube.com/watch?v=HblEhc0gses&list=PLQInTldJs0ZQRzLgW42JXOV_KjtG7TXck</p> <p>Now complete today's activities by completing your mind map about what you already know about sound and then completing your sound hunt.</p>
--	---	--

Wednesday


<p style="text-align: center;"><u>English</u></p> <p>Focus – To understand how to use brackets to add extra information to your writing.</p> <p><u>Punctuation Focus</u></p> <p>Please follow the following link where you will find a lesson which includes:</p> <ul style="list-style-type: none"> • one video about how and when to use brackets • one video about a Viking story • three activities <p>https://www.bbc.co.uk/bitesize/articles/zkfvngx</p> <p>Make sure you watch the videos and activity links to help you along the way.</p>	<p style="text-align: center;"><u>Maths</u></p> <p>Focus – To learn about horizontal and vertical lines.</p> <p>https://www.bbc.co.uk/bitesize/articles/zxc9ydm</p> <p>Follow the link above to a lesson where you will learn how to identify different types of lines including vertical, horizontal, parallel and perpendicular.</p> <p>The lesson includes:</p> <ul style="list-style-type: none"> • A video • Two activities 	<p style="text-align: center;"><u>Music</u></p> <p>Focus - To explore musical concepts.</p> <p>This week your task is to join Robbie and Curly in an interactive musical adventure. Your task is to help them in their quest to solve a series of musical mysteries. Good Luck!</p> <p>http://www.bbc.co.uk/northernireland/schools/4_11/music/mm/index.shtml</p>
--	--	--

Thursday

<p style="text-align: center;"><u>English</u></p> <p>Focus – To infer answers from a text.</p> <p><u>Reading Focus</u></p> <p>Using the novel <i>The Worst Witch</i> by Jill Murphy, you will explain the writer's choice of words and what they can tell us about the characters, as well as predict what might happen next.</p> <p>This lesson includes:</p> <ul style="list-style-type: none"> • two videos of presenter and maths whizz Rachel Riley reading extracts from <i>The Worst Witch</i> • three activities 	<p style="text-align: center;"><u>Maths</u></p> <p>Focus – To learn about horizontal and vertical lines.</p> <p>Yesterday you learnt about different types of lines. Talk to an adult and describe what you found out about vertical, horizontal, parallel and perpendicular lines.</p> <p>Look at the activity sheets in the resources section and have a go at one of them at least. You may try more if you wish.</p>	<p style="text-align: center;"><u>PSHE</u></p> <p>Focus – To understand how our actions affect others.</p> <p>Today we will be focusing on how our behaviour and actions affect others around us.</p> <p style="text-align: center;"><u>How Do You Feel When You Are Unkind?</u></p> <p>Sometimes, we can be unkind to other people. This might be by:</p> <ul style="list-style-type: none"> • hurting them by pushing or hitting them; • calling them names or being mean to them by leaving them out of games;
---	--	---

<p>https://www.bbc.co.uk/bitesize/articles/z7rrcqt</p> <p>Make sure you listen to the video carefully to be able to answer the related questions.</p>	<h2 style="text-align: center;">Horizontal Stripes</h2> 	<ul style="list-style-type: none"> • getting them into trouble for something they didn't do; • making fun of them; • taking things off them. <p>Can you think of a time when you were unkind to someone?</p> <p>Talk to the adult you are with and then draw or write the answers to the questions on today's worksheet.</p>
---	---	---

Friday

<u>English</u>	<u>Maths</u>	<u>Art</u>
<p>Focus – To practise joining letters neatly using long ladder and curly caterpillar letters.</p> <p>Writing Focus</p> <p>Please follow the following link where you will find a lesson which includes:</p> <ul style="list-style-type: none"> • two videos • three activities <p>https://www.bbc.co.uk/bitesize/articles/z87t2v4</p> <p>The resource you will need can be located under Friday's lesson in week 2 resources.</p>	<p>Focus - To practise my times tables.</p> <p>Spend time in your maths lesson today using Times Tables Rock Stars to practise your times tables. Try and improve your speed each time. How quickly can you answer each question?</p>  <p>Now have a go at the multiplication wheel activity sheet in the resources section. How quickly can you fill it in?</p>	<p>Focus - To make a collage in the shape of your favourite object.</p> <p>Follow the link below to a lesson where you will be inspired by the artist, Tony Cragg. You will use his ideas to inspire your own artwork.</p> <p>https://www.tate.org.uk/kids/make/cut-paste/make-collage</p> <p>Make sure you read through the:</p> <ul style="list-style-type: none"> • The Idea • What you need • Do it! <p>Enjoy the lesson and don't forget to send pictures of any masterpieces to your class teacher.</p>

Other activities for the week

<ul style="list-style-type: none"> • Make cakes or cookies if you have the ingredients at home. • Continue to use Times Table Rockstars to practise your times tables. • Continue to practise your Year 3/4 spellings. Ask someone to test you on 10 at a time. How many can you spell? Keep track of the ones you get right and the ones you still need to practise. • Read daily if you can. Maybe try reading a bedtime story to a younger brother or sister. Make it fun by using lots of different voices for the characters. • Join Joe Wicks for some fun physical activities online at https://www.youtube.com/results?search_query=joe+wicks or use the workout cards below in resources to do some exercises.


Year 4 Home Learning Timetable

Week 2

Monday		
<p style="text-align: center;"><u>English</u></p> <p>Focus – To learn how to use a range of prefixes to form and spell words.</p> <p><u>Spelling Focus</u></p> <p>Please follow the link below where you will find a lesson which includes:</p> <ul style="list-style-type: none">• two videos to show you how to use prefixes correctly• three activities <p>https://www.bbc.co.uk/bitesize/articles/z2gnm39</p> <p>The resource you will need can be located in the week 2 resources folder.</p>	<p style="text-align: center;"><u>Maths</u></p> <p>Focus – To revise the 4 times table.</p> <p>https://www.bbc.co.uk/bitesize/articles/zfsqkty</p> <p>Follow the link above to a lesson where you will revise the 4 times table and learn some division facts.</p> <p>The lesson includes:</p> <ul style="list-style-type: none">• A catch up video• One video• A learning summary <p>Now have a go at the activity sheet in the resources section.</p>	<p style="text-align: center;"><u>PSHE</u></p> <p>Focus – To understand how to respond to others' behaviours.</p> <p>Last week we looked at how it feels when you're unkind to others and how it makes them feel.</p> <p>Today we will be focusing on how we can respond to other people when they are being unkind to us.</p> <p>Watch the following video clips to see other children's experiences:</p> <p>Nadiya's story https://www.youtube.com/watch?v=Py9Qw7FtAVg</p> <p>Jake's story https://www.youtube.com/watch?v=Fi6T4H-SOog&t=131s</p> <p>Now use today's worksheets to complete the activities by thinking about what the right behaviour and response would be to the given scenarios.</p>
Tuesday		
<p style="text-align: center;"><u>English</u></p> <p>Focus - To learn how to use conjunctions to extend sentences.</p> <p><u>Grammar Focus</u></p> <p>Please follow the following link where you will find a lesson which includes:</p> <ul style="list-style-type: none">• one video about how to use conjunctions in your writing• three activities <p>https://www.bbc.co.uk/bitesize/articles/zcdvp4j</p>	<p style="text-align: center;"><u>Maths</u></p> <p>Focus - To revise the 6 times table.</p> <p>https://www.bbc.co.uk/bitesize/articles/zwf43j6</p> <p>Follow the link above to a lesson where you will revise the 6 times table and learn some division facts.</p> <p>The lesson includes:</p> <ul style="list-style-type: none">• A catch up quiz• A learning summary• One video	<p style="text-align: center;"><u>Art</u></p> <p>Focus – To be able to explore different drawing techniques.</p> <p>Last week in history you learnt about London now and then. Today you are going to use your learning to help you create a drawing of a London landmark from the past and/or present.</p> <p>Think about the colours you will need to use to create your favourite landmark.</p>

<p>You will find the answers in the link above.</p>	<p>Now have a go at making and playing with the 6 times table Fortune Teller in the resources section.</p>	<p>Watch the following video to show you how to draw using different techniques.</p> <p>How to draw buildings: https://www.youtube.com/watch?v=J1UW_Ub0Rg</p> <p>Fun buildings: https://www.youtube.com/watch?v=tRGRG7IG88k</p> <p>How to draw a house: https://www.youtube.com/watch?v=mVxgqmGYHa8</p> <p>Remember it is about trying your BEST!</p>
---	--	---

Wednesday

<p style="text-align: center;"><u>English</u></p> <p>Focus – To use apostrophes correctly to contract and combine words.</p> <p><u>Punctuation Focus</u></p> <p>Please follow the following link where you will find a lesson which includes:</p> <ul style="list-style-type: none"> • two videos to show you how to use apostrophes to combine two words • four activities <p>https://www.bbc.co.uk/bitesize/articles/z4p2mfr</p> <p>The resource you will need can be located under Wednesday’s lesson in week 2 resources.</p>	<p style="text-align: center;"><u>Maths</u></p> <p>Focus - To revise the 8 times table.</p> <p>https://www.bbc.co.uk/bitesize/articles/zrrbsk7</p> <p>Follow the link above to a lesson where you will revise the 8 times table and learn some division facts.</p> <p>The lesson includes:</p> <ul style="list-style-type: none"> • A catch up quiz • A learning summary <p>Now have a go at the activity sheet in the resources section.</p>	<p style="text-align: center;"><u>French</u></p> <p>Focus- To practise asking your age in French.</p> <p>In this video lesson, you will revise counting up to 10 in French and then you will use this knowledge to help you to ask somebody’s age.</p> <p style="text-align: center;"></p> <p>https://www.youtube.com/watch?v=CmIRGrhCtVs</p> <p>At the end of the lesson you can try one of the worksheets, which you will find in the week 2 resources section.</p>
--	---	---

Thursday

<p style="text-align: center;"><u>English</u></p> <p>Focus – To understand a recount.</p> <p><u>Reading Focus</u></p> <p>Please follow the following link where you will find a lesson which includes:</p> <ul style="list-style-type: none"> • one video to help you understand recounts • one video to show you what a recount is • three activities 	<p style="text-align: center;"><u>Maths</u></p> <p>Focus – To practise my times tables.</p> <p>Think of a fun way to practise your times tables, e.g. chanting in a silly voice, rolling two dice and multiplying the numbers together, skipping whilst chanting a chosen times table. How many different fun ways can you think of?</p>	<p style="text-align: center;"><u>Music</u></p> <p>Focus- To explore pitch in music.</p> <p>Warm up: Try this little game to practise seeing if the pitch of a simple melody goes up (ascends) or goes down (descends):</p>
--	--	---

<https://www.bbc.co.uk/bitesize/articles/zkpvbdm>

Please use the resource located in week 2, Thursday English resources.

Now have a go at the 'Ultimate Times Table missing numbers challenge' in the resources section below.

<http://www.musiclearningcommunity.com/Free%20Game%20Pages/FREESTormChasers%20Level%201%20-%20Practice.htm>



You can hear excerpts of music with the pitch going up, down or staying the same here:

<http://creatingmusic.com/wom/about/>

Now it is *your* turn. Follow the link below (or go to the home page from the page above and click on 'Playing with Music' / 'Playing with Scales'. Try creating tunes by making the pitch go up and down (or staying the same). You have to click on a scale to start. Don't forget to experiment with the different scales (as well as the different instruments) to see what different effects you can make!

<http://creatingmusic.com/new/scales/index.html>

Friday

English

Focus – To understand how to use formal and informal language.

Writing Focus

Please follow the following link where you will find a lesson which includes:

- one video about getting the right tone when you speak
- four activities

<https://www.bbc.co.uk/bitesize/articles/zkkj2sg>

Maths

Focus - To practise my times tables.

Spend time in your maths lesson today using Times Tables Rock Stars to practise your times tables.

Try and improve your speed each time.

How quickly can you answer each question?



Science

Focus – To be able to explain how different sounds travel.

Watch this video to find out about how different sounds travel:

<https://www.bbc.co.uk/bitesize/clips/z9h6n39>

What did you learn?

Can you explain how sound travels?

Use the information sheets provided to complete today's activities. If possible, see if an adult can film your performance or take photographs.

Other activities for the week

- Make cakes or cookies if you have the ingredients at home.
- Continue to use Times Table Rockstars to practise your times tables.
- Continue to practise your Year 3/4 spellings. Ask someone to test you on 10 at a time. How many can you spell? Keep track of the ones you get right and the ones you still need to practise.
- Read daily if you can. Maybe try reading a bedtime story to a younger brother or sister. Make it fun by using lots of different voices for the characters.
- Join Joe Wicks for some fun physical activities online at https://www.youtube.com/results?search_query=joe+wicks or use the workout cards below in resources to do some exercises.