

Weekly Home Learning Timetable

Year 4 – w/c 8.6.20

Monday

English

Focus – To extract key information from a text.

<https://www.garlingeprimary.co.uk/wBSITE-content/harrietshare-1585745567.pdf>



Follow the link above to a lesson where you will look at retrieving answers from a fictional text, Harriet's Hair by Dick King-Smith.

The text and question sheet can also be found in the resources section below.

Use the text to answer the fact retrieval questions.

You can record your retrieved facts in your workbook.

Maths

Focus- To be able to solve problems involving multiplication and division

<https://whiterosemaths.com/homelearning/year-4/>

Follow the link above and watch the video for **Summer Term week 4 lesson 1**. This will show you a video of how to solve problems involving multiplication and division. Scroll down to find the activity sheets in the resources section below. You can record the answers to the questions in your book.

Mo visits the funfair.
He buys a ticket that allows him to choose 1 ride and 1 game at the fair.

Rides	Games
Big dipper	Hook-a-duck
Dodgems	Basketball
Carousel	Coconut shy
	Lucky dip
	Test-your-strength

a) There are 8 different possible choices of rides and games.

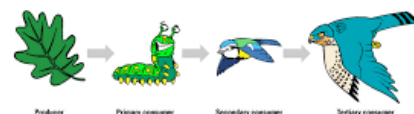
Is Mo correct? _____

Science

Focus- To explore food chains.

Last week you looked at a simple food chain. Here is a reminder of what a food chain is:

<https://www.bbc.co.uk/bitesize/clips/zjs/hfg8>



To see how a food chain works in one particular environment, watch this video: <https://www.bbc.co.uk/bitesize/clips/z2v/s34j>

As you can see from the second video, any particular environment or habitat will have many different food chains, and some plants or animals might be part of more than one food chain.

In the game below, you have to make as many different food chains as you can in a woodland habitat. How many different food chains can you make?

<https://toybox.tools.bbc.co.uk/activities/id/g6klkqfxx1/exitGameUrl/>

Tuesday

English

Focus – To understand coordinating conjunctions and how to use them when writing.

<https://www.bbc.co.uk/bitesize/articles/z48xt39>

SPAG focus - Follow the link above to a lesson where you will look at understanding and using coordinating conjunctions in your writing.

Follow the video and PowerPoint to help you, then there are three activities to choose from:

Maths

Focus- To be able to find the perimeter of a rectangle.

<https://whiterosemaths.com/homelearning/year-4/>

Follow the link above and watch the video for **Summer Term week 4 lesson 2**. This will show you a video reminding you how to find the perimeter of a rectangle. Scroll down to find the activity sheets in the resources section below. You can record the answers to the questions in your book.

Topic

Focus- To research the famous author Charles Dickens

Today (9th June) marks the 150th anniversary of the death of Charles Dickens.

Charles Dickens was a very famous author who had links with our local area and in particular Broadstairs, where he spent a lot of time.

Use some of the links below to see what you can find out about the famous author, his books and his life. There is also a powerpoint about him in the Year 4

Activity 1: identify the coordinating conjunctions in the sentence.

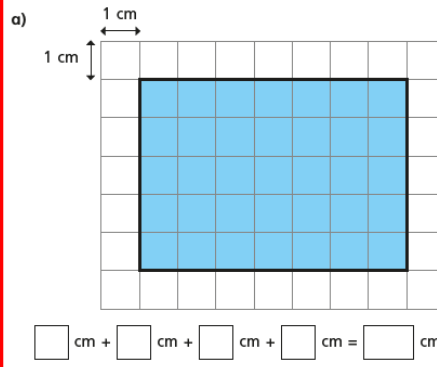
Activity 2: copy and complete the sentences.

Activity 3: write of your own sentences using a coordinating conjunction.

You can choose to complete all three activities, or some of the activities.

You can record your answers in your workbook.

Work out the perimeter of each rectangle.



resources section on the Garlinge website.

<https://dickensmuseum.com/>

<https://charlesdickensbirthplace.co.uk/get-involved/activities/>

<https://www.visitthanet.co.uk/outdoor-digital-interpretations/dickens-broadstairs/>

You may wish to use the following prompts to guide your research?

- Date/place of birth
- School
- Home
- Education
- Family
- Most well-known books/characters
- Links with Broadstairs
- Date/place of death



Wednesday

English

Focus – To identify and use prepositions.

<https://www.bbc.co.uk/bitesize/articles/zh8nscw>

SPAG focus - Follow the link above to a lesson where you will look at identifying and using prepositions in your writing. There are two videos to watch and three activities to choose from.

Activity 1: identify all the prepositions used in the sentence.

Activity 2: complete the prepositions activity sheet (see resources section below).

Activity 3: write five of your own sentences using a preposition, look around the room you are in to help you. There is a word mat to help you.

You can choose to complete all three activities, or some of the activities. You can record your answers in your workbook.

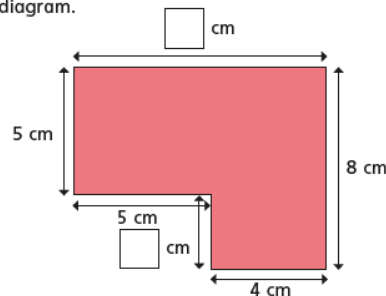
Maths

Focus- To be able to find the perimeter of a rectilinear shape.

<https://whiterosemaths.com/homelearning/year-4/>

Follow the link above and watch the video for **Summer Term week 4 lesson 3**. This will show you a video about how to calculate the perimeter of a rectilinear shape. Scroll down to find the activity sheets in the resources section below. You can record the answers to the questions in your book.

Work out the missing lengths and label them on the diagram.



Topic
Focus-To present my research on Charles Dickens

We hope that you enjoyed finding out about Charles Dickens. Your task today is to present your research in your chosen way.

There are many different ways you could do this so it's up to you.

You could:

- Draw/print a picture of Charles Dickens and record some facts around the picture
- Create a factfile all about Charles Dickens (there is an example template in the resources section if you wish to use it)
- You could write a non-chronological report about him using subheadings
- You could have a go at the comprehension exercise in the resources section to show your understanding.

Have fun creating something really interesting.

Did you know there is a museum in Broadstairs devoted to Charles Dickens? Maybe you could visit it when museums are open again.

<https://www.visitthanet.co.uk/attractions/dickens-house-museum-1999/>



Thursday

English

Focus – To identify when to use pronouns.

<https://www.bbc.co.uk/bitesize/articles/z64q7nb>

SPAG focus - Follow the link above to a lesson where you will look at identifying when to use pronouns. There are two videos to watch and three activities to choose from.

Activity 1: identify all the pronouns in the sentences.

Activity 2: complete the pronouns activity sheet.

Activity 3: improve a paragraph of writing by changing some of the nouns to pronouns.

You can choose to complete all three activities, or some of the activities. You can record your answers in your workbook.

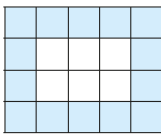
Maths

Focus- To be able to find the area of a shape.

<https://whiterosemaths.com/homelearning/year-4/>

Follow the link above and watch the video for **Summer Term week 4 lesson 4**. This will show you a video about how to find the area of a shape. Scroll down to find the activity sheets in the resources section below. You can record the answers to the questions in your book.

What is the area of the shaded part of the shape?



The area is squares.

Music

Focus- To explore musical concepts

This week your task is to join Robbie and Curly in an interactive musical adventure. Your task is to help them in their quest to solve a series of Musical Mysteries. Good Luck!

http://www.bbc.co.uk/northernireland/schools/4_11/music/mm/index.shtml



Friday

English

Focus – To correct a spelling mistake.

<https://www.twinkl.co.uk/resource/t2-e-2399-year-3-and-4-correct-the-spelling-mistakes-activity-sheet-pack>

Warm-up: Practise your spellings using the year 3 and 4 statutory spellings.

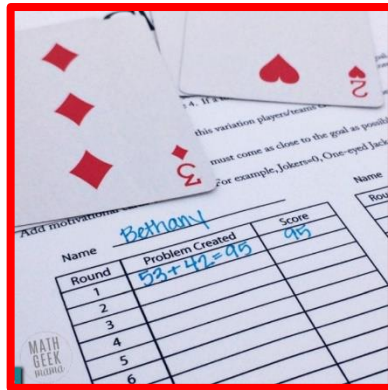
Spelling focus - Follow the link above to various spelling worksheets where you can identify and correct the spelling mistakes. Use this opportunity to practise your cursive handwriting.

If you wish to, you can glue in your completed worksheets in to your workbook.

Maths

Focus- To be able to investigate numbers to 10.

Play game Close Call. Close Call is a game to practise addition and subtraction of two-digit numbers. The aim of the game is to add or subtract numbers without going over 100. The person closest to 100 wins.



Players choose 4 cards each. Using the cards, they make two two-digit numbers which they can add to get the closest number to 100. They must not total more than 100. A twist in the game is to try and get close to zero using subtraction.

Can you think of a variation of this game of your own?
Maybe you would like to email it to your teacher.

Art

Focus - to make a collage in the shape of your favourite object.

Follow the link below to a lesson where you will be inspired by the artist, Tony Cragg. You will use his ideas to inspire your own artwork.

<https://www.tate.org.uk/kids/make/cut-paste/make-collage>

Make sure you read through the:

The Idea

What you need

Do it!

Enjoy the lesson and don't forget to send pictures of any masterpieces to your class teacher.

Other activities for the week

Reading

Continue to read daily if you can and share and discuss good reads with your family.

Look in the Year 4 resources section of the website for lots of different reading comprehension exercises you can have a go at.

<https://www.garlingeprimary.co.uk/home-school-learning>



Spellings

We have learnt about lots of words with different prefixes in Year 4. Have a go at revising the spelling words in the resources section below (there are some new ones too).

Can you use them in sentences of your own showing that you understand their meaning and can spell them accurately? Ask an adult to test your knowledge.

Times Tables

Continue to use Times Table Rockstars to practise your times tables. Email your class teacher if you have any issues with the programme and they will be able to help you.

A battle has been set up between Year 4 boys and Year 4 girls which will run until the end of June.



So get battling and may the best team win!!

Resources

Year 3 and 4 Statutory Spellings

accident	caught	eighth	heard	minute	possible	strange
accidentally	centre	enough	heart	natural	potatoes	strength
actual	century	exercise	height	naughty	pressure	suppose
actually	certain	experience	history	notice	probably	surprise
address	circle	experiment	imagine	occasion	promise	therefore
answer	complete	extreme	increase	occasionally	purpose	though
appear	consider	famous	important	often	quarter	although
arrive	continue	favourite	interest	opposite	question	thought
believe	decide	February	island	ordinary	recent	through
bicycle	describe	forward	knowledge	particular	regular	various
breath	different	forwards	learn	peculiar	reign	weight
breathe	difficult	fruit	length	perhaps	remember	woman
build	disappear	grammar	library	popular	sentence	women
busy	early	group	material	position	separate	
business	earth	guard	medicine	possess	special	
calendar	eight	guide	mention	possession	straight	



in words	im words
inactive	immature
incorrect	immortal
incredible	impossible
inconsiderate	impatient
independent	imperfect
incapable	improbable
inefficient	immeasurable
inadequate	

Correspondence problems

- 1 A canteen has 2 types of bread and a choice of 3 sandwich fillings.

Bread	Fillings
white	cheese
brown	tuna
	chicken

- a) List the different sandwiches that can be made.

One has been done for you.

cheese on white

- b) Complete the multiplication to represent the number of different combinations of bread and filling.

$$\square \times \square = \square$$

Complete the sentence.

There are combinations.

- c) How many combinations would there be if there were 4 choices of sandwich filling?



2

A pizzeria offers a choice of bases and toppings.

Pizza base	Toppings
deep pan	mushrooms
thin	chicken
	onion
	peppers
	sweetcorn

Complete the multiplication to work out how many different combinations of pizza there are.

$$\square \times \square = \square$$

Complete the sentence.


There are combinations of pizza.

3

Mo visits the funfair.

He buys a ticket that allows him to choose 1 ride and 1 game at the fair.

Rides	Games
Big dipper	Hook-a-duck
Dodgems	Basketball
Carousel	Coconut shy
	Lucky dip
	Test-your-strength



a)

There are 8 different possible choices of rides and games.



Is Mo correct? _____

Explain your answer.

b) List all the different choices Mo can make.

Mo can make different choices.

4

Aisha has 3 headbands and 5 hair slides.

Kim has 2 headbands and 6 hair slides.

Who has more choices of combinations for wearing one headband and 1 slide?

_____ has more choices.

Talk about it with a partner.



5

Here are the activity choices available at Summer Camp.

Sport	Arts and crafts	Outward bound
football	painting	wall climbing
tennis	pottery	kayaking
golf	mosaics	abseiling
	origami	

Each child is allowed to choose 3 activities per day:

1 sport, 1 arts and crafts and 1 outward bound.

a) How many activity combinations are there?

b) Due to a flooded pitch, football is cancelled.

How many combinations are now possible?

There are combinations.

6

Tom and Esther are building a snowman.

They have a choice of 5 hats, 4 scarves and 2 pairs of gloves to dress their snowman.

How many different combinations are possible?

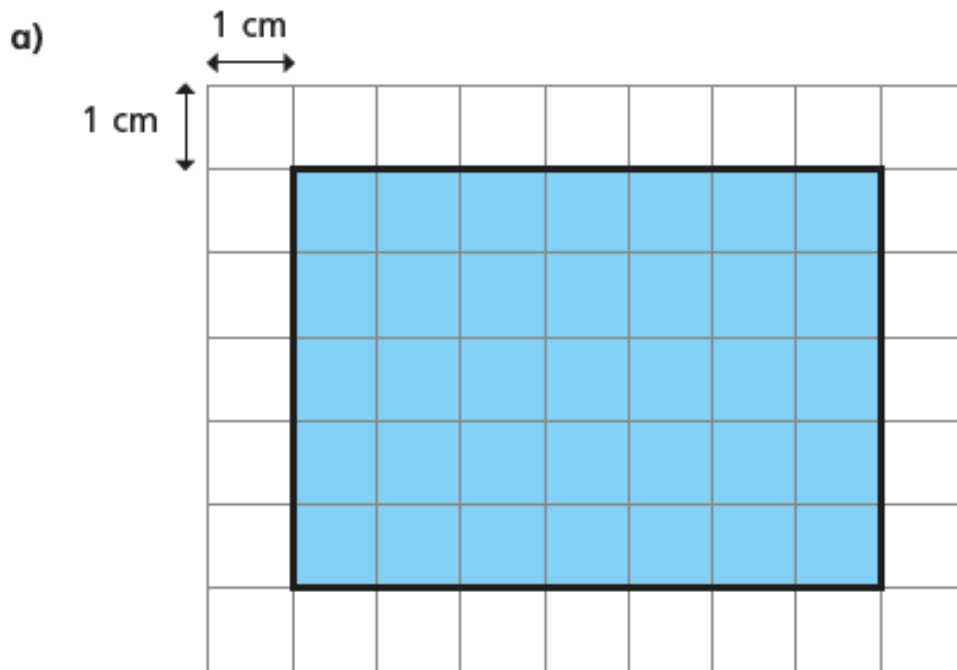
$$\square \times \square \times \square = \square$$

There are combinations.

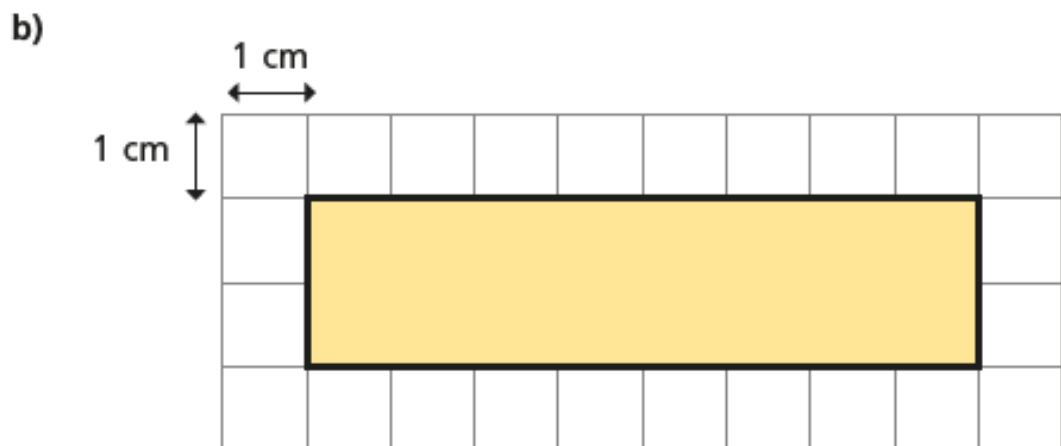


Perimeter of a rectangle

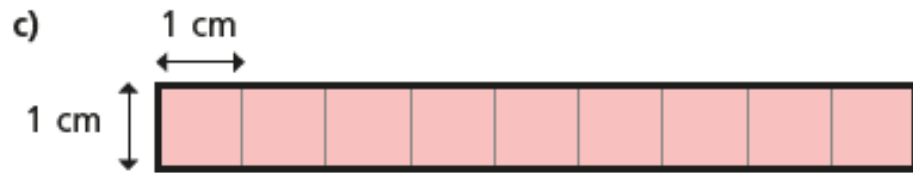
I Work out the perimeter of each rectangle.



$$\square \text{ cm} + \square \text{ cm} + \square \text{ cm} + \square \text{ cm} = \square \text{ cm}$$



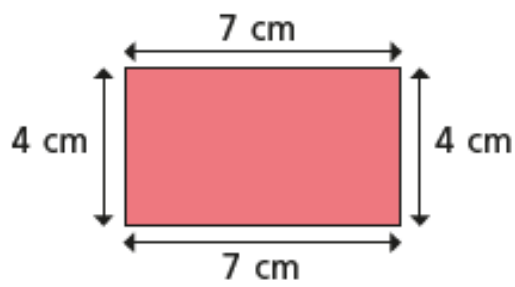
$$\square \text{ cm} + \square \text{ cm} + \square \text{ cm} + \square \text{ cm} = \square \text{ cm}$$



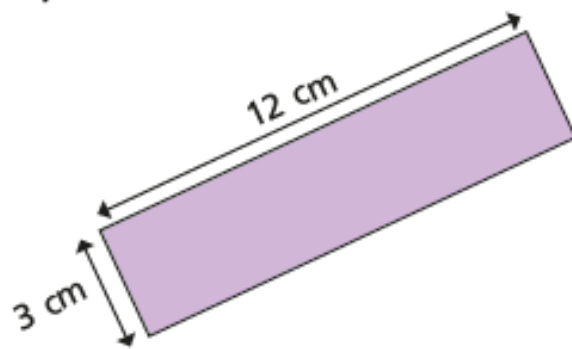
$$\square \text{ cm} + \square \text{ cm} + \square \text{ cm} + \square \text{ cm} = \square \text{ cm}$$

2 Work out the perimeter of the rectangles.

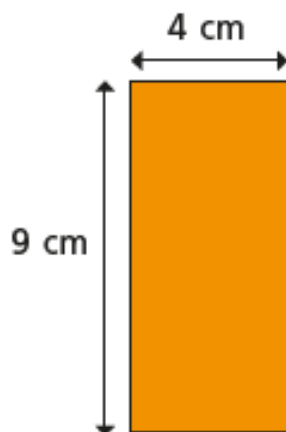
a)



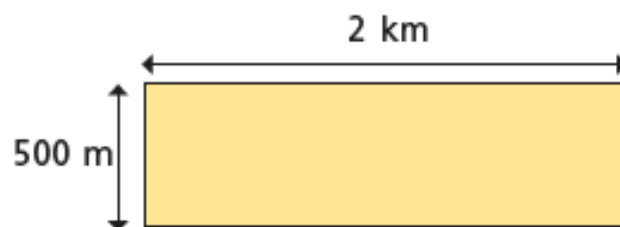
b)



c)



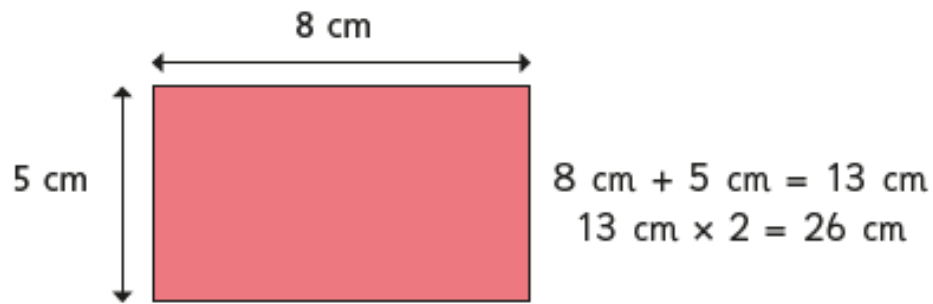
d)





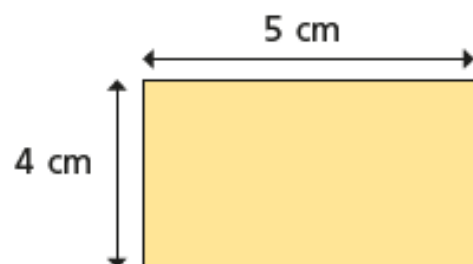
3

Tommy is working out the perimeter of some rectangles.



Use Tommy's method to find the perimeter of these rectangles.

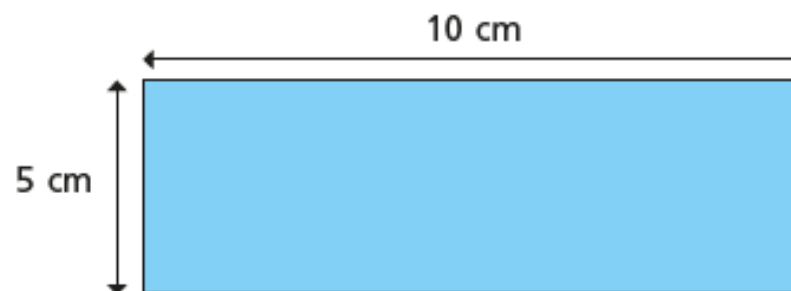
a)



$$\square \text{ cm} + \square \text{ cm} = \square \text{ cm}$$

$$\square \text{ cm} \times 2 = \square \text{ cm}$$


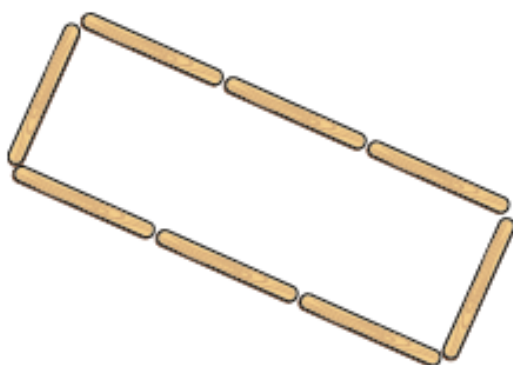
b)



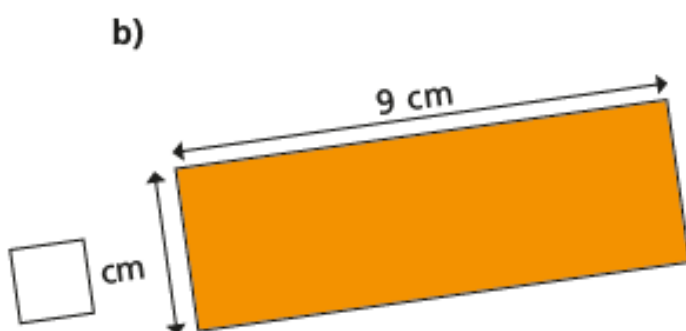
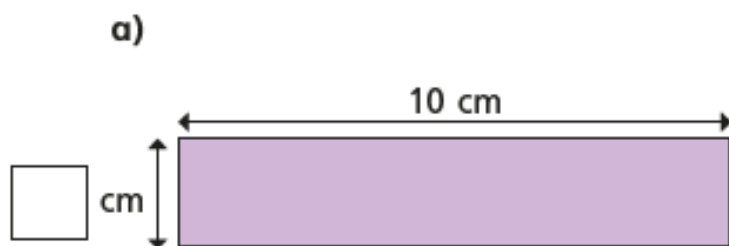
$$\square \text{ cm} + \square \text{ cm} = \square \text{ cm}$$

$$\square \text{ cm} \times 2 = \square \text{ cm}$$

- 4 Each lolly stick is 8 cm long.
Find the perimeter of the shape.



- 5 Each of these rectangles has a perimeter of 24 cm.
Work out the missing lengths and label the diagrams.



What do you notice?

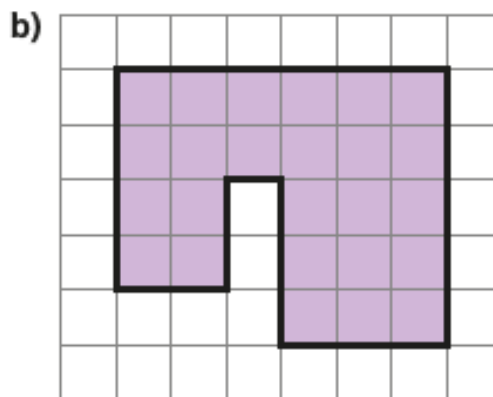
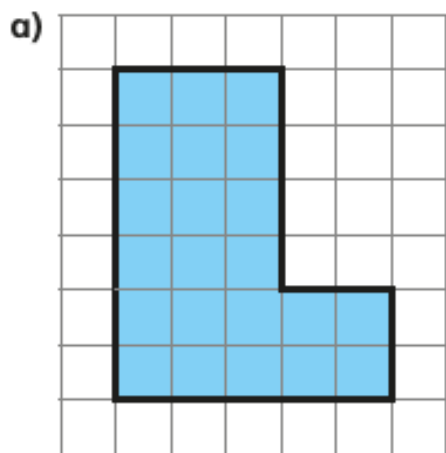
Find any other rectangles that have the same perimeter.



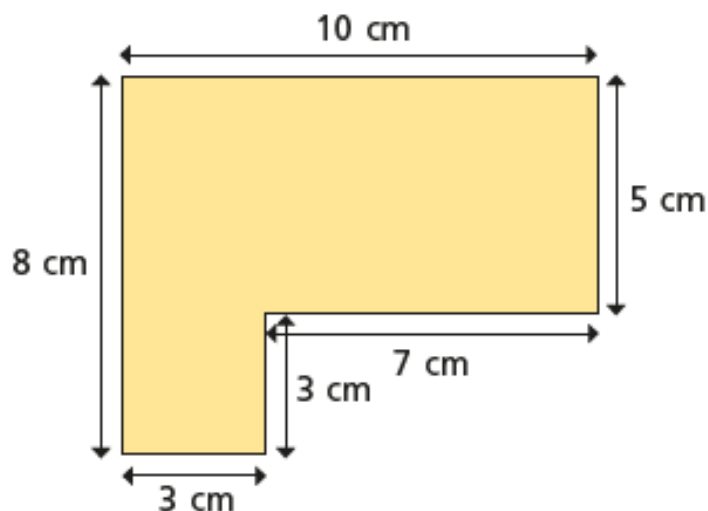
Perimeter of rectilinear shapes

1 The length of each square on the grid is 1 cm.

Work out the perimeter of the shapes.

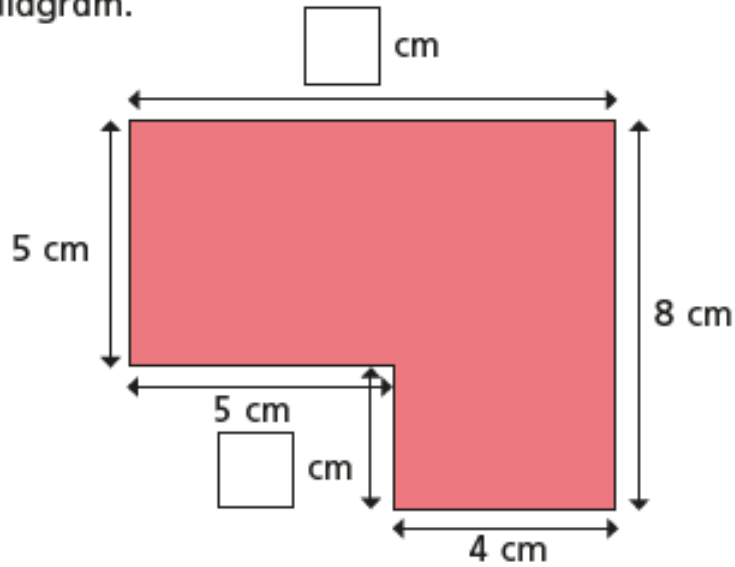


2 Work out the perimeter of the shape.



3

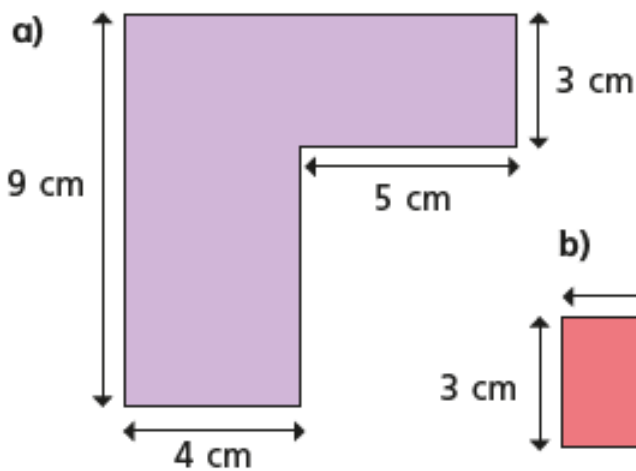
- a) Work out the missing lengths and label them on the diagram.

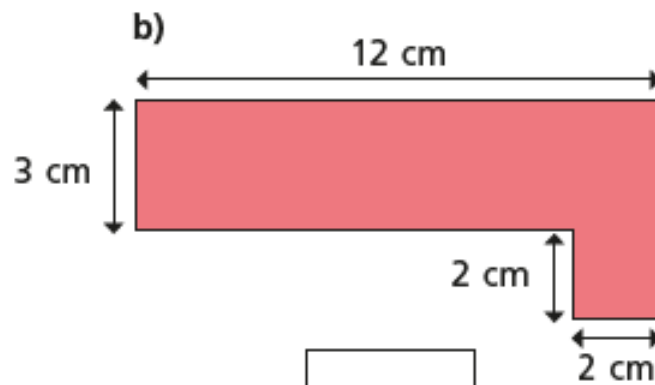


- b) What is the perimeter of the shape?

4

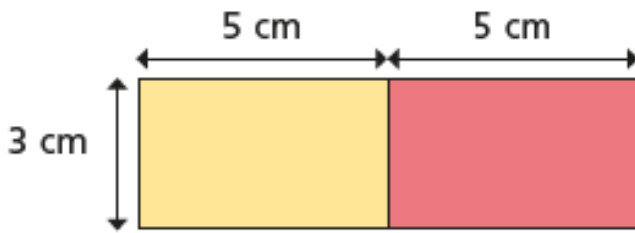
- Work out the perimeter of each shape.





5

Mo puts two 5 cm by 3 cm rectangles next to each other.



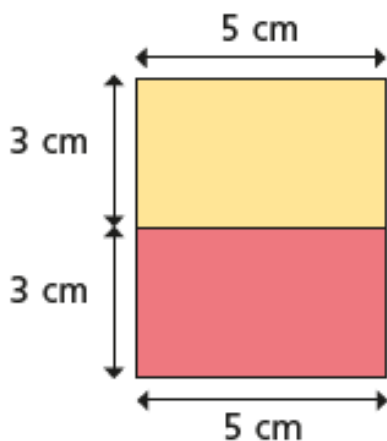
The perimeter of each small rectangle is 16 cm, so the perimeter of my larger rectangle must be $2 \times 16 \text{ cm} = 32 \text{ cm}$.

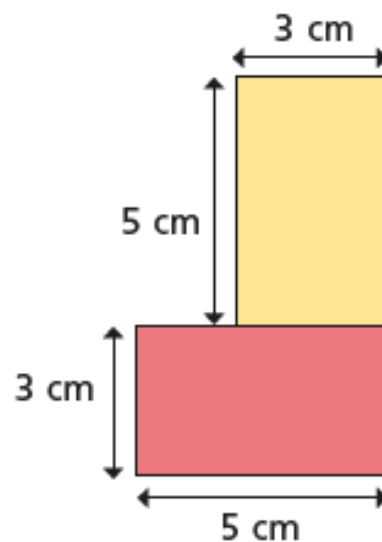
a) Is Mo correct? _____

Work out the perimeter of the larger rectangle to check your answer.

b) Mo puts the rectangles together in different ways.

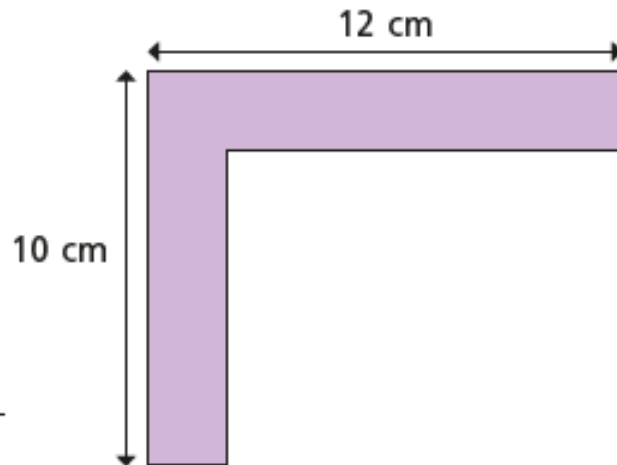
Work out the perimeter of each large shape.





6

Dani thinks there isn't enough information to work out the perimeter of the shape.



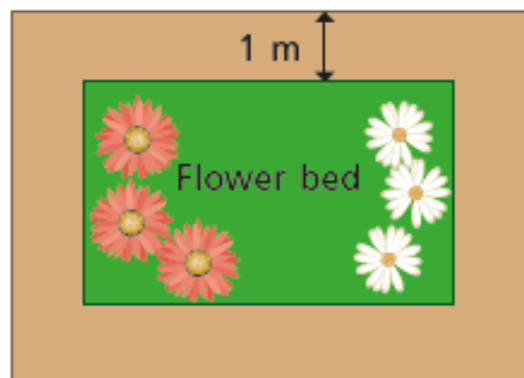
Is Dani correct? _____

Explain your answer.

7

A rectangular flower bed is 5 m long and 3 m wide.

The path around the flower bed is 1 m wide.



a) What is the perimeter of the flower bed?

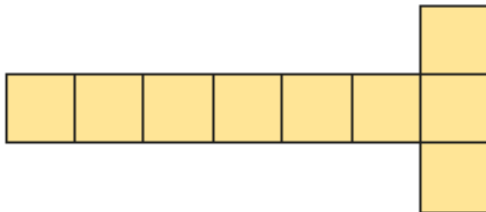
b) What is the perimeter of the outside of the path?



Counting squares

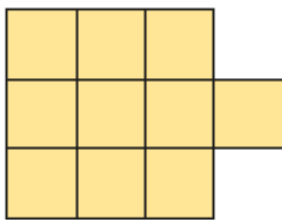
1 Count the squares in each shape to find the area.

A



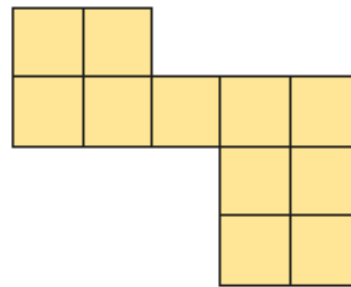
The area is squares.

B



The area is squares.

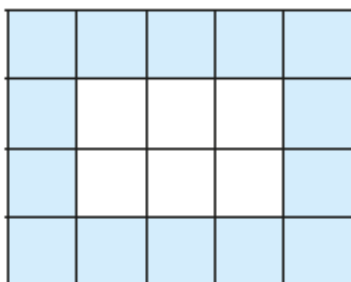
C



The area is squares.

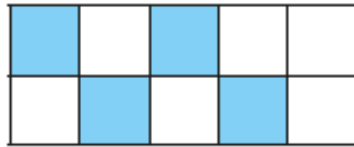
Which shape has the greatest area? _____

2 What is the area of the shaded part of the shape?



The area is squares.

3 Here is a kitchen tile.



a) What area of the tile is blue?

squares

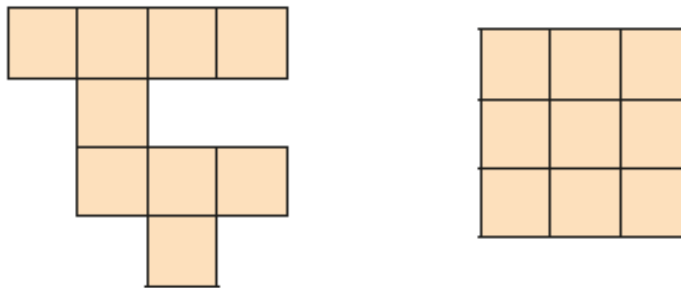
b) What area of the tile is white?

squares

c) What is the total area of the tile?

squares

4 These two shapes are made up of squares of the same size.



Jack

These two shapes have the same area.

Rosie



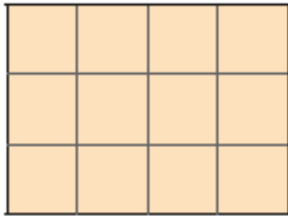
The first shape is bigger as it takes up more space.

Who is correct? _____

Explain how you know.

5

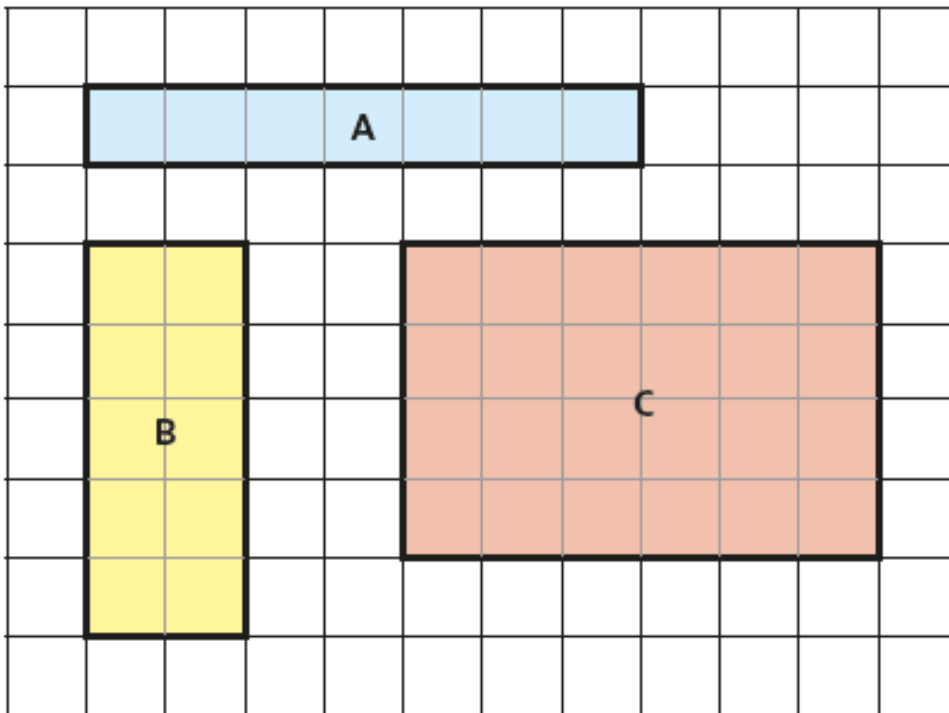
Here is a rectangle.



- a) The rectangle has rows and columns.
- b) What is the area of the rectangle? squares
- c) How did you work out the area?

6

Find the area of each rectangle.



A = squares B = squares C = squares

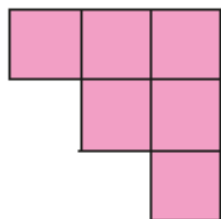




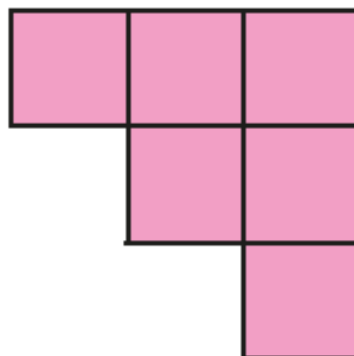
7 Nijah and Eva are making shapes.

They each use 6 squares.

Nijah's shape



Eva's shape



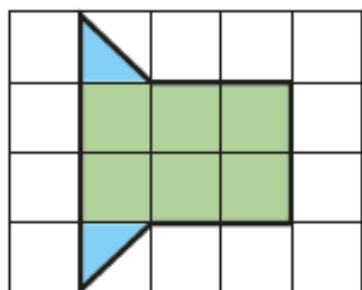
The area of Nijah's shape is equal to the area of Eva's shape.

Is this true or false? _____

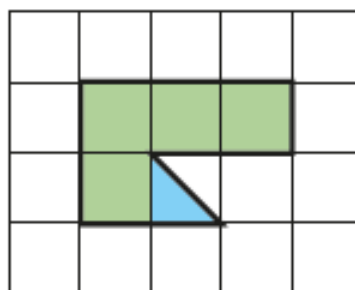
How do you know?



8 What is the area of each shape?



area = squares



area = squares

Harriet's Hare

Dick King-Smith

- 1 Harriet walked into the middle of the circle. It was big, perhaps twenty metres across, and all the corn in it was squashed down to the ground, flat, as though an enormously heavy weight had rested there.
- 4 As she stood there now, in the stillness, with no sound but distant birdsong, a hare suddenly came out into the corn circle and stopped and sat up. It turned its head a little sideways, the better to see her.
- 7 Harriet stood stock-still. Aren't you handsome, she thought, with your tawny coat and your black-tipped ears and your long hind legs. Don't run away. I won't hurt you.
- 10 For a moment the hare stayed where it was, watching her. Then, to her great surprise, it lolloped right up to her.
- 12 Surprise is one thing, but total amazement is quite another, and that was what Harriet next felt when all of a sudden the hare said, loudly and clearly, "Good morning."
- 15 Harriet pinched herself, hard. Wake up, she thought. This whole thing is a dream, hares don't talk, and then she said it aloud: "Hares don't talk."
- 17 "I'm sure they don't as a general rule," said the hare, "but I'm a rather unusual hare."
- 19 "You certainly are," said Harriet. "Are you anything to do with this corn circle?"
- 21 For a moment the hare didn't answer but fell to grooming its face. Then it said, "What's your name?"
- 23 "Harriet."
- 24 "Can you keep a secret, Harriet?"
- 25 "Yes."
- 26 "I," said the hare, "am a visitor from outer space."
- 27 "You mean ... this circle was made by your spacecraft?"
- 28 "Yes."
- 29 "So you come from another planet."
- 30 "Yes, I come from Pars."

Name: _____

Class: _____

Date: _____

- 1 What was Harriet's first thought about why the corn was squashed flat?

2b

1 mark

- 2 "a hare suddenly came out into the corn circle and stopped and sat up." (paragraph 2)

Why do you think the author used the word "suddenly"?

2g

1 mark

- 3 "Harriet stood stock-still."

What do the underlined words mean in this sentence?

2a

1 mark

- 4 The author uses three adjectives to describe the hare. Draw lines to match the adjective and the part of the hare's body.

long coat

tawny ears

black-tipped legs

2b

1 mark

- 5 "Then, to her great surprise, it lolloped up to her."

a) Tick the words or word that you think are closest in meaning to the underlined word.

bounded moved slowly inched towards her

b) Why do you think the writer used the original word and not one of these synonyms?

2a/2b

2 marks

- 6 Number these events to show the order in which they happened.

The hare spoke. Harriet saw the hare.

Harriet pinched herself. Harriet stood on the flattened corn.

2c

2 marks

- 7 Harriet asked if the hare had anything to do with the corn circle. Why did it not answer immediately?

2d

1 mark

- 8 Why do you think Harriet pinched herself?

2d

1 mark

- 9 Do you think Harriet will keep the secret?

Yes No

Explain your answer using ideas from the text.

2a

2 marks

Missing Prepositions

The sentences below are all missing a preposition. Choose a preposition from the box below to complete each sentence so it makes sense.

on	in honour of	inside	at	Due to
under	across	In summer	before	through

1. "Dinner's ready!" said dad as he placed the pizza _____ the table.
2. Daniel always goes to breakfast club _____ school starts.
3. You have a doctor's appointment _____ 4 o'clock.
4. _____ the horrible weather, the BBQ was cancelled.
5. _____, we went on holiday to Greece.
6. Lucy hid _____ the wardrobe when they played hide and seek.
7. Ben finally found his missing toy; it was _____ his bed the whole time.
8. They held a party _____ the Queen's Jubilee.
9. Courtney had to squeeze _____ the crowd of people to get to her friends.
10. Micheala, my best friend, lives in a house _____ the road from mine.



Pronouns

I can choose nouns or pronouns appropriately for clarity and cohesion and to avoid repetition.

Put a circle around all of the pronouns in this box, underline all of the nouns and draw a box around the proper nouns.

me	crying	Ash	dominoes
costume	Hassan	it	they
your	leggings	classroom	her
mine	them	singing	him

For each sentence, underline the noun and circle the pronoun that it has been replaced with. Look at the example:

My friend Hassan stood in front of me in (his) peasant costume.

1. Hassan dislikes anything to do with music and drama almost as much as he dislikes running in PE.
2. "Ooh, nice tights, Ash," said Janelle, sticking her head round the door.
3. I tried to balance my feathered cap on my head, but somehow it fell off and rolled under the art trolley.
4. I put my hands over my face to stop it twitching.
5. "Just a minor Velcro mishap. I'll sort you out, don't worry," said Hassan. He tugged at my costume for a while and patted my back reassuringly.

Now see if you can change some of the nouns to pronouns in these sentences, to make the meaning clearer.

Ash was feeling nervous. Ash was feeling so nervous, Ash found even tying Ash's shoelaces difficult. Ash's best friend, Hassan, was worried about Ash.

Charles Dickens Comprehension

All About Charles Dickens

Use the facts you have found out from the PowerPoint to answer the following questions.

1. Who was Charles Dickens?

2. When was he born?

3. Where was he born?

4. How many brothers and sisters did he have?

5. How old was he when he started school?

6. Why was his father sent to prison?

7. What job did Charles Dickens have to do as a child?

8. What did he work as when he finished school?

9. How was he treated when he visited America?

10. How many of his books can you name?
