

# Home Learning Timetable

## Year 4AB - Week Beginning Monday 22<sup>nd</sup> February

Session	Time	Hyperlink	Meeting ID	Password
Maths	10.00am	<a href="https://us02web.zoom.us/j/3661272474?pwd=bFlWnlxQ2tXMURsOVROSGU3Ni9JZz09">https://us02web.zoom.us/j/3661272474?pwd=bFlWnlxQ2tXMURsOVROSGU3Ni9JZz09</a>	366 127 2474	652206
English	11.30am	<a href="https://zoom.us/j/95570003088?pwd=M3NCZ1VRWHFZL2ZoS241N1BicDF2Zz09">https://zoom.us/j/95570003088?pwd=M3NCZ1VRWHFZL2ZoS241N1BicDF2Zz09</a>	955 7000 3088	2Tb5Li
Topic	1.30pm	Please find Hyperlink or Meeting ID and Password within the timetable below.		

- Maths, English and Afternoon Sessions will be each week day, unless stated otherwise.
- Please arrive to the sessions 5 minutes early to avoid missing out and to be registered.
- Record any work in a home-learning book or on paper. This can then be photographed and emailed to your class teacher.

### Monday 22<sup>nd</sup> February

#### Maths

**Focus-** To recap unit and non-unit fractions.

##### Warm up

Spend time practicing mixed times tables. What multiplication and division facts can you quickly recall? Practise your multiplication and division facts using the link below.

<https://www.topmarks.co.uk/maths-games/hit-the-button>

##### Main lesson

Use the link below. This will take you to a video which explores unit and non-unit fractions.

<https://vimeo.com/502315136>

Now have a go at the worksheet in the maths resources section.

##### Extra challenge

Sort the fractions into the table.

	Fractions equal to one whole	Fractions less than one whole
Unit fractions		
Non-unit fractions		

Are there any boxes in the table empty? Why?

$\frac{3}{4}$	$\frac{3}{5}$	$\frac{1}{3}$	$\frac{1}{4}$	$\frac{2}{2}$	$\frac{4}{4}$	$\frac{2}{5}$	$\frac{1}{2}$
---------------	---------------	---------------	---------------	---------------	---------------	---------------	---------------

#### English

**Focus -** To show understanding of a text.

Today we will be reading the text, **Pet Care of a Cat.**



Take a few minutes to read the text independently and then we will read through together, or with an adult at home.

Discuss how the text is set out? What is the genre? Is the text fiction or non-fiction? How do you know?

You could look these words up in the dictionary to help you:

**popular**      **dehydrated**  
**behavior**    **sociable**  
**intelligent**   **environment**

Then look through the text again and read through the questions located in today's resources. This will encourage you to use a range of skills focusing on retrieval of information. Once you have read through the text and the questions, answer the text related questions and mark yourself or with an adult.

Remember to send your answers to your teacher. Good luck 😊

#### History

##### Join Mrs Flynn's Zoom Meeting

<https://zoom.us/j/97144778743?pwd=dHhNVkRWZFdUdm1nUGJHdmN4eHJLdz09>

**Meeting ID: 971 4477 8743**

**Passcode: Q7McWt**

**Focus-** To understand the key events in **Boudicca's revolt against the Romans.**

Today we will be recapping the key events in the story of Boudicca and her revolt against the Romans. Use the information pages from the last history lesson and watch the clips below again to remind you of her story.

<https://www.dailymotion.com/video/x2nhi4w>

<https://www.bbc.co.uk/cbbc/watch/bolshy-boudica-song>

Complete some more of your own research. You may like to use the following link to give you some more information about the key events.

<https://www.bbc.co.uk/bitesize/topics/zkrkscw/articles/zhn6cqt>

When you are fully confident with the key events from the story, use the storyboard template in the resources section to draw pictures depicting the key events. Please remember to make sure that your pictures are as historically accurate as possible and that Boudicca, the Roman soldiers and Celtic warriors are dressed correctly like we have discussed. Think about the weapons they would be using too when you draw your pictures. **Please send your completed storyboards to your teacher and keep these safe as you will need to refer to them for the English writing this week.**



## Maths

**Focus-** To understand what a fraction is.

### Warm up

Spend time practicing mixed times tables. What multiplication and division facts can you quickly recall? Practise your multiplication and division facts using the link below.

<https://www.topmarks.co.uk/maths-games/hit-the-button>

### Main lesson


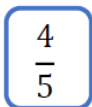
Use the link below. This will take you to a video which explores what a fraction is.

<https://vimeo.com/502527306>

Now have a go at the worksheet in the maths resources section.

### Extra challenge

Which representations of  $\frac{4}{5}$  are incorrect?



Explain how you know.

## English

**Focus-** To write an interesting recount.



Over the next two days, you will be writing a recount of Boudicca's life, from her point of view. You will be using your work from yesterday's topic lesson and what we have learnt so far about Boudicca.

To recap what a recount is, follow the link below to help you.

<https://www.bbc.co.uk/bitesize/articles/zkpvbmdm>

A **recount** is when you describe an event that you've experienced to someone who wasn't there.

### How to write a recount

Write in the **first person** (I, me, my) because you are Boudicca!

Use the **past tense** because it has already happened.

Write in **chronological order** (this means the order in which events actually happened).

Focus on the **most exciting parts**. You don't need to include all the boring details.

For today's lesson you will be focusing on the first two paragraphs:

**Paragraph one:** Who Boudicca was, the agreement between her husband and the Romans, her husband's death and how the Roman's turned against her. As you are writing from Boudicca's point of view, make sure you include lots of description of her feelings in this paragraph.

**Paragraph two:** Gathering her army, leading the revolt and her army defeating Colchester.

Use your story board from yesterday to help you today.


This writing will continue tomorrow.

## Science

**Join Miss Subramaniam's Zoom Meeting**  
<https://us02web.zoom.us/j/3661272474?pwd=bFIiWnlxQ2tXMURsOVROSGU3Ni9JZz09>  
**Meeting ID: 366 127 2474**  
**Passcode: 652206**

**Focus-** To explain what I know about Living Things and their Habitats.

Have a big think about what you already know about Living Things and their Habitats. You could mind map these ideas like we do at the start of a new topic in class.



Write down 5 questions that you would like to find out about Living Things and their Habitats.

In the afternoon resources section, there are a list of science words related to our topic. See how many of them you can find a definition for. You can use a dictionary or the internet to help you.



# Wednesday 24<sup>th</sup> February

## Maths

**Focus-** To explore tenths.

### Warm up

Spend time practicing mixed times tables. What multiplication and division facts can you quickly recall? Practise your multiplication and division facts using the link below.

<https://www.topmarks.co.uk/maths-games/hit-the-button>

### Main lesson

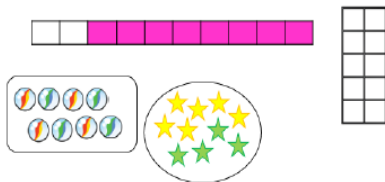
Use the link below. This will take you to a video which explores tenths.

<https://vimeo.com/502315833>

Now have a go at the worksheet in the maths resources section.

### Extra challenge

#### Odd One Out



Which is the odd one out?  
Explain your answer.

## English

**Focus-** To write an interesting recount.



Today you will be finishing your recount from Boudicca's point of view.

Have a look back at what you have written so far. Check against the recount features from yesterday:

### How to write a recount

Write in the **first person** (I, me, my) because you are Boudicca!

Use the **past tense** because it has already happened.

Write in **chronological order** (this means the order in which events actually happened).

Focus on the **most exciting parts**. You don't need to include all the boring details.

For today's lesson you will be focusing on the remaining paragraphs:

### Paragraph three:

What happened when Boudicca defeated London and St Albans?

Describe what it was like from Boudicca's point of view.

### Paragraph four:

Describe the Battle of Watling Street. No-one really knows what happened to Boudicca. Did she commit suicide or die of an illness? How would she have felt when she was defeated?

Check your work for spellings, punctuation and presentation. Have you written in the first person?

Remember to send your recount to your class teacher, well done 😊

## RE

### Join Mrs Flynn's Zoom Meeting

<https://zoom.us/j/97144778743?pwd=dHhNVkRWZFdUdm1nUGJHdmN4eHJLdz09>

**Meeting ID:** 971 4477 8743

**Passcode:** Q7McWt

**Focus:** To know and understand what celebration means.

This term in RE we will be focusing on learning about festivals, celebrations and why these are important to different people.

Today we will be looking at the word 'celebration' and what it means. Does it mean the same thing to everyone?

- What different celebrations did you see from around the world?
- Were there any celebrations that you and your family participate in?
- Were there some celebrations that you did not know about?
- Were there any celebrations that you would like to participate in and why?
- What do some celebrations have in common?

### Activity

Today you will be using a blank piece of paper to design a poster all about your understanding of what a celebration is and your experiences of celebrations.

You can use pictures, drawings, key words and information that you have learnt about and discussed.

You may want to include photos of you taking part in a special celebration such as a wedding or christening

# Thursday 25<sup>th</sup> February

## Maths

**Focus-** To understand how to count in tenths.

### Warm up

Spend time practicing mixed times tables. What multiplication and division facts can you quickly recall? Practise your multiplication and division facts using the link below.

<https://www.topmarks.co.uk/maths-games/hit-the-button>

### Main lesson

Use the link below. This will take you to a video which explores how to count in tenths.

<https://vimeo.com/502686139>

Now have a go at the worksheet in the maths resources section.

### Extra challenge

Teddy is counting in tenths.



Seven tenths, eight tenths, nine tenths, ten tenths, one eleventh, two elevenths, three elevenths...

Can you spot his mistake?

## English

**Focus-** To use the correct homophones in my writing.



Today's lesson is looking at homophones and the commonly confused words: where, wear, were and we're and your/you're.

Have a look at this link to help you with other homophones, how many do you know?

<https://www.bbc.co.uk/bitesize/topics/zqhp2p/articles/zc84cwx>

Now, have a look at the PowerPoint slides found in today's resources before trying the worksheets for yourselves. There are two worksheets. Try and challenge yourself and complete both sheets 😊

Then, independently, can you make a list of when we would use these words? Can you put them into a sentence?

Remember to send your work to your teacher once you've marked it from the answer sheet.

Good luck 😊

## PSHCE

**Join Mrs Flynn's Zoom Meeting**

<https://zoom.us/j/97144778743?pwd=dHhNVkRWZFdUdm1nUGJHdmN4eHJLdz09>

**Meeting ID: 971 4477 8743**

**Passcode: Q7McWt**

**Focus:** To understand the nature and consequences of discrimination.

This term in PSHE we will continue to focus on learning about relationships.

Today we will be learning about the word discrimination and what it means. What is your understanding of the word?

Sometimes we may get teased or someone may be very mean to us by calling us a horrible name. Do you think that this is discrimination?

Discrimination is different from teasing, hurtful behaviour and bullying. Watch this video to find out more about discrimination and what it means



<https://www.youtube.com/watch?v=6uXgJA-Vfjl>

- What did you find out about the word discrimination?
- What would you now say the word means?
- Can you name some different actions that would be seen as discrimination?
- What do you think you should do if you think that someone is being discriminated against?
- What are the consequences of discrimination and why is it so harmful?

### Activity

Now use all your learning to complete your mind map about the word discrimination and what the consequences may be. Once you have completed your mind map share it with an adult and talk about all the different things you have identified as being discrimination.

# Friday 26<sup>th</sup> February

## Maths

**Focus:** To develop my arithmetic skills

### Warm up

Ask an adult to give you a quick test on your focus times table or a mixed times tables test.

### Main lesson

Today, we will continue with a lesson focusing on developing our arithmetic skills to make sure we continue to practise how to complete different calculations.

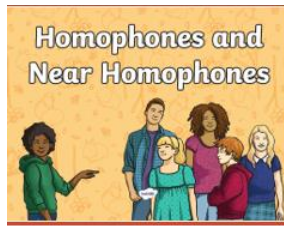
In the resources section are some mixed arithmetic questions for you to have a go at. Have a go at the questions independently and see how you get on. Remember to set out your calculation neatly and carefully and always show your working.

If there is a particular question that you found tricky, email your class teacher.



## English

**Focus:** To understand homophones and near homophones.



Think about yesterday's work. What is a homophone? Yesterday we looked at homophones in a grammar lesson, using them

correctly in our writing. Today has a spelling focus, looking at homophones and near homophones.

In today's resources you will find lots of activities to help you with the correct spelling and ways to help you remember.

Work through the Power Point slides to help you with today's learning before trying the activity for today.

You will also find a spelling activity in 'Other Activities' remember to send your work to your class teacher 😊

## French

**Join Miss Subramaniam's Zoom Meeting**  
<https://us02web.zoom.us/j/3661272474?pwd=bFllWnlxQ2tXMURsOVROSGU3Ni9JZz09>  
**Meeting ID: 366 127 2474**  
**Passcode: 652206**

**Focus:** To use the correct vocabulary for animals on the farm.

Watch this video to learn the different vocabulary for animals found on the farm. Make sure you repeat each word aloud to practise your pronunciation.

<https://www.youtube.com/watch?v=29CzNgNltLg>

**Activity 1:** Complete the word search. How many words can you find? Find the word search in the resources section.

**Activity 2:** Can you correctly label each animal with its name in French? Find the activity in the resources section.

**Activity 3:** Can you draw your own farm scene with some animals and label them correctly?



## Other activities for the week

### Reading

With World Book day looming closer, think about your favourite book. Why is it your favourite? What makes it so exciting? Then, design a different front cover for the book, remember to include the title and the author. When you have made it as colourful as you can, please email it your class teacher for the reading display in class 😊

### Spellings

Use the sheet in the resources to practise your spellings. You will need a dictionary (you can use an online dictionary), to check the correct spelling of the word. There are 15 words to check, make sure you write the correct spelling of the word in the box provided 😊

### Art

We would like you to choose your favourite animal and draw it carefully. Make sure it is detailed and vivid as we are going to use your wonderful creations for our Year 4 hall display on our new science topic 'Living Things and their Habitats'. Don't forget to email your pictures to your teacher! We want to fill up our display with as many pictures as possible! 😊



### PE

<https://www.garlingeprimary.co.uk/home-school-learning>

Explore the PE and Sport section of the website for lots of suggestions for PE at home.

### Music

Here is an idea for having fun whilst doing some musical activities at home. Over the next few home learning plans, we will share projects based around three different environments, both natural and in the human world. Each project may take a couple of weeks to explore. Enjoy your music making!



### The Storm.

Listen to the storm section of the William Tell Overture by Rossini. If possible, listen to it first without looking at the pictures. <https://www.youtube.com/watch?v=JcRuChk7Exo>

What does the music depict? Watch it again to see if you were right. Can you spot the bits that make you think of the strong wind? Can you hear the rain? Now try and compose some storm music of your own, using your voice, your body percussion and any objects you can find around the house. Can you compose three sections- the build-up, the storm itself and then the calm after the storm. Write your ideas down as a score you can follow then rehearse your ideas. Perhaps you could video your final performance?