

Home Learning Timetable

Year 4AB - Week Beginning Monday 1st February

Session	Time	Hyperlink	Meeting ID	Password
Maths	10.00am	https://us02web.zoom.us/j/3661272474?pwd=bFlWnlxQ2tXMURsOVROSGU3Ni9JZz09	366 127 2474	652206
English	11.30am	https://zoom.us/j/95570003088?pwd=M3NCZ1VRWHFZL2ZoS241N1BicDF2Zz09	955 7000 3088	2Tb5Li
Topic	1.30pm	Please find Hyperlink or Meeting ID and Password within the timetable below.		

- Maths, English and Afternoon Sessions will be each week day, unless stated otherwise.
- Please arrive on time to the sessions to avoid missing out.
- Record any work in a home-learning book or on paper. This can then be photographed and emailed to your class teacher.

Monday 1st February

Maths

Focus – To understand what area is.

Warm up

Think about your focus times table. What multiplication and division facts can you quickly recall linked to the times table?

You can also practise using the link below.

<https://www.topmarks.co.uk/maths-games/hit-the-button>


Main lesson

Use the link below. This will take you to a video which explores what area is.

<https://vimeo.com/499229510>

Now have a go at the worksheet in the maths resources section.


Extra challenge True or false?



English

Focus - To use inference and deduction to show understanding of a text.

Today we will be reading **Robots in Films and TV Programmes.**



Take a few minutes to read the text independently and then we will read through together, or with an adult at home.

Discuss how the text is set out? What genre is the text? You could look these words up in the dictionary to help you:

modern controlled
enormous scene
imagery generated

Then look through the text again and think about the questions below which will encourage you to use a range of skills focusing on retrieval of information and inference and deduction.

- What is the genre of the text?**
- What is the text about?**
- Is the text fiction or non-fiction?**
- What are the numbers down the side of the text?**
- Why was R2D2 mainly radio controlled?**
- What are special effects?**

Then answer the text related questions and mark yourself or with an adult.

The text, questions and answers can be located under Monday's English resources.

Remember to send your answers to your teacher.

Good luck 😊

History

Join Mrs Flynn's Zoom Meeting

<https://zoom.us/j/97144778743?pwd=dHhNVkRWZFdUdm1nUGJHdmN4eHJLdz09>

Meeting ID: 971 4477 8743

Passcode: Q7McWt

Focus - To understand what it was like to be a soldier in the Roman army and why the Roman army was so effective?

Read through and discuss the information pages in the resources section which tell you all about the Roman army and Roman soldiers.

Think carefully about what you read and consider why the Roman army was so successful.



Which facts do you find interesting?

Watch the clips below too and then see what else you can find out from your own research.

<https://www.bbc.co.uk/bitesize/clips/zbn34j>

<https://www.bbc.co.uk/bitesize/clips/zn2mhyc>

When you have completed your research, you may record what you have found out in your chosen way. You may like to present a poster or a mindmap recording everything you have found out. Try to make the presentation of your work as interesting as possible.

We would love to see your work and we may even display it on our class display board.

Finish the lesson by watching a fun Horrible Histories Clip:

<https://www.youtube.com/watch?v=r9X3qLMJeOM>

Tuesday 2nd February

Maths

Focus – To understand how to find the area of a shape by counting squares.

Warm up

Think about your focus times table. What multiplication and division facts can you quickly recall linked to the times table?

You can also practise using the link below.

<https://www.topmarks.co.uk/maths-games/hit-the-button>

Main lesson

Use the link below. This will take you to a video which explores how to find the area of a shape by counting squares.

<https://vimeo.com/500381471>

Now have a go at the worksheet in the maths resources section.

Extra challenge True or false?

The area covered by red squares is greater than the area covered by yellow and blue squares.

English

Focus - To understand how to use interesting vocabulary to describe a character.

This week we will be writing a character description of a Roman soldier. During the week we will be thinking about the following questions:



What is a character description?

How can a writer help the reader to understand what a character is like?

What language can be used to bring a character to life?

What else would the reader need to know?

What adjectives and adverbs could we use to describe the Roman soldier?

During the week, please refer to the following video:

<https://www.bbc.co.uk/bitesize/articles/zs8cvwx>

Although the video talks through describing settings and characters, it is a useful watch to help you.

Thinking about what we have learnt so far about the Romans and through research you may have done already at home, what descriptive vocabulary could you use to describe a Roman soldier? Think about: what he would have looked like, sounded like, how he would have behaved, think about his role within the army, what type of person would he be and how he would have moved?

Use the picture of a Roman soldier in Tuesday's resources to annotate your descriptive vocabulary. Tomorrow you will complete your planning ready for Thursday writing.

Remember to send your annotated Roman soldier to your class teacher 😊

Science

Join Miss Subramaniam's Zoom Meeting
<https://us02web.zoom.us/j/3661272474?pwd=bFlhWnIxQ2tXMURsOVROSGU3Ni9JZz09>

9

Meeting ID: 366 127 2474

Passcode: 652206

Focus - To recognise common conductors and insulators.

Watch this video and read the information on the page to learn about what a conductor and an insulator is:

<https://www.bbc.co.uk/bitesize/topics/z2882hv/articles/zxv482p>

Your task today, now you know what a conductor and an insulator are, is to predict which of the following materials will conduct electricity or not. There is a table in the resources section with a list of materials, your job is to tick each one as either a conductor or insulator.

Material	Conductor	Insulator
Knife		
Cupcake case		
Chopstick		
Can		
Spoon		
Melon baller		
Tin of vegetables		
Plastic whisk		
Metal handle of whisk		
Plastic spoon		
Packet of sweets		
Bag of crisps		
Mince pie case		
Glass flask		
Plastic cup		
Fork		
Paintbrush		
Screw		
Spring		
Plastic container		
Stick of biscuits		
Cocktail stick		
Inside of garlic		
Candle		

When you have finished your predictions, you can watch this video to see the results and see how many you got correct!

https://www.youtube.com/watch?v=qIF90d_hqGPY

See how electricians check the safety of different appliances by watching this video:

<https://www.bbc.co.uk/bitesize/clips/zy2qxnb>

Wednesday 3rd February

Maths

Focus – To understand how to draw shapes with a set area.

Warm up

Think about your focus times table. What multiplication and division facts can you quickly recall linked to the times table?

You can also practise using the link below.

<https://www.topmarks.co.uk/maths-games/hit-the-button>

Main lesson

Use the link below. This will take you to a video which explores how to draw shapes with a set area.

<https://vimeo.com/500864228>

Now have a go at the worksheet in the maths resources section.

Extra challenge True or false?

True or False?

Making shapes

I cannot make a rectangle from an odd number of squares.

7 squares

8 squares

9 squares

White Rose

English

Focus – To plan an interesting character description.

Today we will be using your descriptive vocabulary from yesterday's annotations to help us to plan our character description of a Roman soldier.

To help us to plan our character description, watch the short clip below to help with visualising Roman soldier life.

<https://www.bbc.co.uk/bitesize/clips/zbns34j>

Let's look at your descriptive vocabulary from yesterday, could we improve it? Could we use language through colour to highlight the green words? Could we add any adverbs to improve the adjectives we've already used?



Please look at the planning sheet in Wednesday's resources and the pictures and vocabulary for inspiration. Complete each section as best you can and really think about your descriptive vocabulary. Expand your words into phrases, ready to write your character description in detail tomorrow. Top Tip: think back to our previous character description of Sid in Toy Story and The Amesbury Archer.

Remember to send your planning to your class teacher 😊

RE

Join Mrs Flynn's Zoom Meeting

<https://zoom.us/j/97144778743?pwd=dHhNVkRkRWZFdUdm1nUGJHdmN4eHJLdz09>

Meeting ID: 971 4477 8743

Passcode: Q7McWt

Focus - To understand why Jesus' teachings were inspiring.

Today we are going to be learning about how and why Jesus' teachings were inspiring to people.

When teaching, Jesus said that people were **blessed** by God, but who were these people?

Is everyone blessed by God? Why?

One of the parables Jesus told was called The Sermon on the Mount. What do you think this parable is about?

Now watch this video and see if your ideas were correct.



<https://www.youtube.com/watch?v=ChOhvJFFAos>

what happened in The Sermon on the Mount??

Jesus encouraged people to find happiness by giving them a list of happiness statements to help them live their lives in the right way.

Look at the list which is in the resources section.

Activity

On a blank piece of paper, record all the words that you think mean happiness. You may use Jesus' list of happiness to help you.

Try to make these words as colourful and as decorative as you can.

Then think about all the things in your life that make you happy.

Use these words and any pictures you may find in comics or magazines to create a 'Collage of Happiness'.

Think carefully about how Christians may use Jesus' teaching to help them find ways to be happy.

Thursday 4th February

Maths

Focus – To understand how to compare area.

Warm up

Think about your focus times table. What multiplication and division facts can you quickly recall linked to the times table?

You can also practise using the link below.

<https://www.topmarks.co.uk/maths-games/hit-the-button>

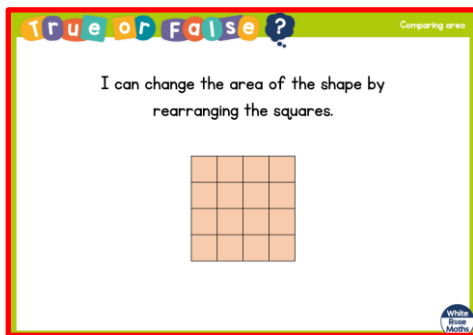
Main lesson

Use the link below. This will take you to a video which explores how to compare area.

<https://vimeo.com/501678823>

Now have a go at the worksheet in the maths resources section.

Extra challenge True or false?



English

Focus – To write an interesting character description.

Today we will be writing our character description using what we have learnt this week.



Look back at your annotated Roman soldier, your planning ideas and marking suggestions and top tips from your teacher.

In today's resources you will find some Roman words to help you, a brief description to aid your writing and a set of Powerpoint slides detailing parts of the Roman soldier's armour. Use this information to help you with your writing.

Please refer back to this video to help you:

<https://www.bbc.co.uk/bitesize/articles/zs8cvwx>

When writing your character description, please remember our success criteria:

- Neat, cursive handwriting using pen or pencil.
- Correct use of punctuation, especially the correct use of capital letters, commas and full stops.
- Descriptive vocabulary, including adverbs and conjunctions.
- Using Roman key vocabulary.
- Remember to describe the soldier's – appearance, behaviour, how he moves and sounds.

Please send your character description to your teacher. You never know, it may go up on our writer's wall at school! 😊

PSHCE

Join Mrs Flynn's Zoom Meeting

<https://zoom.us/j/97144778743?pwd=dHhNVkRkZWZFdUdm1nUGJHdmN4eHJLdz09>

Meeting ID: 971 4477 8743

Passcode: Q7McWt

Focus: To listen and respond respectfully to a wide range of people.

Today we will be learning about how to listen and respond respectfully to a wide range of people, even when we do not agree with their opinions. We will discuss why it is important to listen to different points of views and recognise that it is important to take other people's feelings into consideration before responding to them. It is ok to challenge points of views that we do not agree with, HOWEVER, this must be done in a respectful way. How can this be done?

- Should you shout at them?
- Should you tease them and tell them they're wrong?
- Should you make fun of their point of views?

Think about graffiti – some people have different viewpoints about it. Some people consider graffiti to be a form of art and a way to express their talents, just like a footballer, singer or film star.

HOWEVER

Some people do not see graffiti as art but as vandalism. It may be considered graffiti because people spray it all around the community and make areas look very messy. Some of it may have bad words or pictures. Is that really art?

Have a think about the different viewpoints and consider the argument you MOST agree with. Maybe you're 50/50 and can't decide - that's ok. The most important thing is considering all the different viewpoints before making up your mind.



Activity

Use the sheet in the resources section to record the different viewpoints about whether graffiti is art or vandalism. For example, it can be considered art because some work can be sold for lots of money. There are famous graffiti artists such as Banksy who is as famous as David Beckham.

You may choose also to have a discussion about this at home and show respect for different opinions.

Friday 5th February

Maths

Focus-To develop my arithmetic skills

Warm up

Ask an adult to give you a quick test on your focus times table or a mixed test on division facts.

Main lesson

Every Friday, we will aim to have a lesson focusing on developing our arithmetic skills to make sure we continue to practise how to complete different calculations.

In the resources section are some mixed arithmetic questions for you to have a go at.

Have a go at the questions independently and see how you get on. We have covered all of the strategies needed for these in terms 1 and 2. Remember to set out your calculation neatly and carefully and always show your working.

If there is a particular question that you found tricky, email your class teacher.




English

Focus – To use fronted adverbials in my writing.

Today we will be looking at fronted adverbials and how to use these successfully in our writing.

An adverbial is a word, phrase or clause that is used, like an adverb, to change a verb or a clause.



Adverbs can be used as adverbials, but many other types of words, phrases and clauses can be used in this way.

When adverbials are used at the beginning of a sentence, they are called '**fronted adverbials**'.

Follow the link here to help you:

<https://www.bbc.co.uk/bitesize/articles/z62ckmn>

In our resources section for today, there are some Powerpoint slides to look through where you can try your own. Then, complete the questions and mark yourself before sending through to your teacher.

Good luck 😊

Art

Join Miss Subramaniam's Zoom Meeting
<https://us02web.zoom.us/j/3661272474?pwd=bFlhWnlxQ2tXMURsOVROSGU3Ni9JZz0>

9

Meeting ID: 366 127 2474

Passcode: 652206

Focus – To design your own Roman or Celtic shield.

Your task this week is to think about designing your own Roman or Celtic shield. You can think about the design you used last week with your Celtic patterns or you can completely start from scratch.

We would like you to design and then **make** your shield in 3D. You can use whatever resources you have at home. You can make it as big or small as you want!



Please send a picture of you holding your shield to your class teacher. Imagine you are a Roman or Celt in battle and pose! We want to print them off and put them up on our corridor display! We are so excited to see them!

Other activities for the week

Reading

Think about your favourite book and write a review for someone else. Why is the book so good? Is it funny, scary, sad, exciting? Why do you like it? If you can, why not design a different front cover! 😊


Spellings

Remember to keep practicing your spellings from the year 3 and 4 statutory word list. The list can be found in the resources section.

Remember to read for Buster's Book Club every Wednesday evening.

Here are the reading targets that you should aim for!

Years 4, 5 and 6 - Aim for 20 minutes of reading (with an adult or independently).



French

This week, see if you can learn some vocabulary for clothing! Watch this video: <https://www.youtube.com/watch?v=Bg-S5XFgxjg>
Repeat each item of clothing after the lady in the video. Have a go at the sheet in the resources section! Can you name all the items of clothing you are wearing? Design your own outfit and label it in French!

Music

Sing-up at home.

<http://www.singup.org/singupathome>

This link should take you to a page with a bank of songs which all children can access. I believe that new songs are also added regularly. Scroll down to access playlists, some of which might help with the home-schooling situation-e.g. 'Songs to Lift You Up' and 'Songs to Calm and Settle'.

Interactive music games

A series of interactive computer games from MusicTeachers.co.uk which explore pitch, rhythm and so on. Also includes printable wordsearches of musical words.

<https://www.musicteachers.co.uk/resources/funstuff>

Times Tables Rockstars

Practise your timetables. Can you use inverse to do some division?

