

Home Learning Timetable

Year 4AB - Week Beginning Monday 8th February

Session	Time	Hyperlink	Meeting ID	Password
Maths	10.00am	https://us02web.zoom.us/j/3661272474?pwd=bFlWnlxQ2tXMURsOVROSGU3Ni9JZz09	366 127 2474	652206
English	11.30am	https://zoom.us/j/95570003088?pwd=M3NCZ1VRWHFZL2ZoS241N1BicDF2Zz09	955 7000 3088	2Tb5Li
Topic	1.30pm	Please find Hyperlink or Meeting ID and Password within the timetable below.		

- Maths, English and Afternoon Sessions will be each week day, unless stated otherwise.
- Please arrive on time to the sessions to avoid missing out.
- Record any work in a home-learning book or on paper. This can then be photographed and emailed to your class teacher.

Monday 8th February

Maths

In maths this week, we are going to revise some important areas of maths which we sometimes find tricky.

Focus- To understand how to round numbers to the nearest 10 and 100.

Warm up

Please practise your times tables on Times Tables Rock Stars or using the link below.

<https://www.topmarks.co.uk/maths-games/hit-the-button>

Main lesson

Use the 2 video links below to help you revise how to round numbers to the nearest 10 and 100.

<https://vimeo.com/452198359>
<https://vimeo.com/452198607>

Now have a go at the worksheet in the maths resources section.

Extra challenge

True or False?

Round to the nearest 10

49 is the greatest whole number that rounds to 50 when rounded to the nearest 10

English

Focus - To use inference and deduction to show understanding of a text.

Today we will be reading the text, **Treasure Island**.



Take a few minutes to read the text independently and then we will read through together, or with an adult at home.

Discuss how the text is set out?

What is the genre?

Is the text fiction or non-fiction? How do you know?

You could look these words up in the dictionary to help you:

gather *appear*
rough *vast*
reality *section*
explore *overheard*

Then look through the text again and read through the questions located in today's resources. This will encourage you to use a range of skills focusing on retrieval of information and inference and deduction. Once you have read through the text and the questions, answer the text related questions and mark yourself or with an adult.

Remember to send your answers to your teacher. Good luck 😊

History

Join Mrs Flynn's Zoom Meeting

<https://zoom.us/j/97144778743?pwd=dHhNVkRWZFdUdm1nUGJHdmN4eHJLdz09>

Meeting ID: 971 4477 8743

Passcode: Q7McWt

Focus - To understand who Boudicca was and why she led a revolt against the Romans.

<https://www.dailymotion.com/video/x2nh4w>

Play the Horrible Histories clip as an introduction to the lesson. Listen out for any key facts in the lyrics of the song. Use your own internet research and the information in the resources section to find out who Boudicca was and why she was so famous.

Read this very famous description of Boudicca.

'She was very tall. She looked terrifying with a fierce glint in her eye. Her voice was harsh. A great mass of startling bright yellowish red hair hung down to her hips. Around her neck she had a huge torque of gold. She wore a dress of many colours with a thin cloak over it pinned together with a brooch.'

Cassius Dio (100 years after Boudicca's reign)

Use this historical evidence only to draw a picture of Boudicca. How much of the evidence can you include in your picture? Finish the lesson by watching another fun Horrible Histories clip.

<https://www.bbc.co.uk/cbbc/watch/bolshy-boudica-song>

Don't forget to send your finished work to your teacher.

Tuesday 9th February – Safer Internet Day

Article 16: Right to privacy; Article 17: Access to information from the media

Maths

Focus - To understand how to round numbers to the nearest 1000.

Warm up

Please practise your times tables on Times Tables Rock Stars or using the link below.

<https://www.topmarks.co.uk/maths-games/hit-the-button>

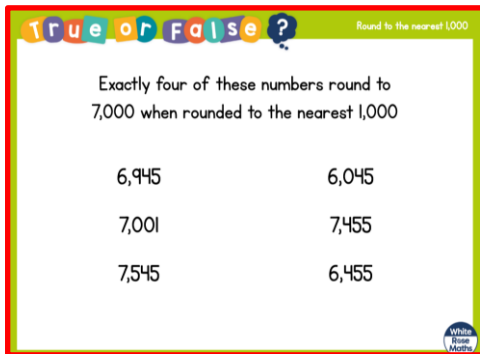
Main lesson

Use the video link below to help you revise how to round numbers to the nearest 1000.

<https://vimeo.com/458106101>

Now have a go at the worksheet in the maths resources section.

Extra challenge



True or False? Round to the nearest 1,000

Exactly four of these numbers round to 7,000 when rounded to the nearest 1,000

6,945	6,045
7,001	7,455
7,545	6,455

White Rose Maths

English


Focus - To understand how to use interesting vocabulary to describe a character.



This week we will be writing another character description, but this time of Boudicca in the form of a WANTED poster.

You will be writing two paragraphs, the first paragraph will be her physical appearance, personality etc and the second paragraph will be the crimes she committed. You will have to refer to your topic learning about Boudicca.

Have a think about what 'Wanted' posters were and who may have put them up around the land?



Your WANTED poster will detail Boudicca's crimes and it will make the reader want to pass her over to the Romans!

This week we will think about the following questions:

How will you make your character description effective and informative?
What vocabulary will you use?
How will this lead into your planning?
What adjectives and adverbs could we use to make Boudicca sound like a danger to society?

Have a look at the pictures of Boudicca in today's resources. Around the pictures, annotate with what you see and know about Boudicca. For an extension activity, how could you level up your vocabulary?

Watch the following link to the Horrible Histories Boudicca song. Do you think this is an accurate representation of Boudicca?

<https://www.youtube.com/watch?v=1LhT7rCC6O8>

Good luck and remember to send your work to your class teacher 😊

Computing

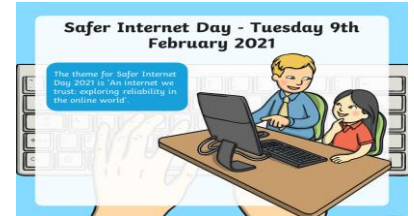
Join Mrs Flynn's Zoom Meeting

<https://zoom.us/j/97144778743?pwd=dHhNVkRWZFdUdm1nUGJHdmN4eHJldz09>

Meeting ID: 971 4477 8743

Passcode: Q7McWt

Focus - To know and understand how to stay safe when using the internet.



Today is Safer Internet Day.

This year in the UK, Safer Internet Day explores reliability online. The internet has an amazing range of information and opportunities online, but how do we separate fact from fiction? Safer Internet Day will be celebrated globally with the slogan: Together for a better internet.

Today we will spend time ensuring that we all know and understand how to stay safe online.

First watch these videos about Safer Internet Day:

<https://www.youtube.com/watch?v=CyRP7O8SWW0>

<https://www.saferinternet.org.uk/safer-internet-day/safer-internet-day-2021/i-am-educator/safer-internet-day-films/films-5-11-year>

Now use the PowerPoint slides provided to learn some other important aspects of Safer Internet Day and consider how you can ensure that you stay safe when you are online.

- **What things must you remember when you use the internet?**
- **Why are these important?**
- **What should you do if someone you don't know makes contact online?**
- **What do YOU think are the most important things to remember about staying safe online?**

Now use the template in the resources section to design a poster to encourage people to stay safe online. Enjoy the activity today but most importantly:

MAKE SURE YOU STAY SAFE ONLINE TODAY, TOMORROW AND EVERY DAY.

Wednesday 10th February

Maths

Focus - To understand about negative numbers.

Warm up

Please practise your times tables on Times Tables Rock Stars or using the link below.

<https://www.topmarks.co.uk/maths-games/hit-the-button>

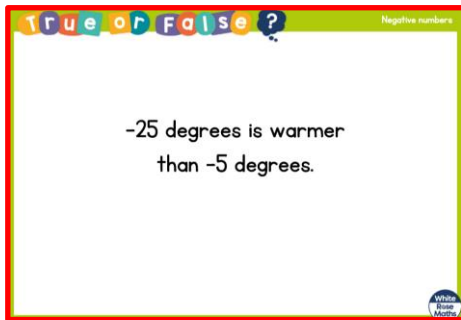
Main lesson

Use the video link below to help you revise about negative numbers.

<https://vimeo.com/497601665>


Now have a go at the worksheet in the maths resources section.

Extra challenge



English

Focus - To plan an interesting character description.



Today we will be planning our Boudicca Wanted Poster. You will be using information from Monday's topic lesson and our annotations from yesterday.

To get our brains working and thinking about Boudicca, let's up level some boring sentences about Boudicca (located in today's resources).

Now, have a look at the planning sheet located in today's resources. Think about each section and what you could include.

Remember who Boudicca was to the Romans! Think about a reward?? Your **WANTED** poster must detail Boudicca's crimes, you need to persuade the Celts to hand her over to the Romans!

Good luck and remember to send your work to your class teacher so they can mark it to help you with your final piece of writing tomorrow



RE

Join Mrs Flynn's Zoom Meeting

<https://zoom.us/j/97144778743?pwd=dHhNVkRWZFdUdm1nUGJHdmN4eHJLdz09>

Meeting ID: 971 4477 8743

Passcode: Q7McWt

Focus - To understand who Jesus was and why he is important to Christians.

This term we have focused on the life of Jesus and learning about why he is very important to Christians all around the world. Today we will be reflecting on the meaning of the statements that Jesus made about himself, understand the importance of these sayings for Christians and think of some metaphors to describe what you are like just like the metaphors Jesus used in the bible.

To begin with consider these statements and have a go for yourself.

"If I was an animal, a car, a colour, an item of clothing, a kind of food, a place anywhere on earth, I'd be... because..."

In the gospel of John, Jesus said:

I am the:

Light, Bread of Life, Door, Good Shepherd, Way, Truth, Life, Resurrection, True Vine

What do you think Jesus meant by these sayings? Did Jesus think he was a loaf of bread or a door? In the resources you have the following pictures of different objects which can be used as symbols to represent the "I am" sayings of Jesus:

- a candle
- loaf of bread
- a door
- a shepherd and sheep
- a signpost
- a vine branch
- an empty grave

Think about the following questions when you look at the pictures:

What is this object?

What does it/he/she do?

Why might it/he/she be important?

How is Jesus like each of these?

Activity

In the resource pack you have an outline of a person which is you. Your task is to Think about the "I am" statements for yourself and write them on your body outline...it could be:

- I am strong like a bear
- I am determined like a bird flying south for summer time

Remember these sayings are for you and to remind yourself of who you are and why you are special and important.

Thursday 11th February

Maths

Focus - To understand how to record Roman numerals.

Warm up

Please practise your times tables on Times Tables Rock Stars or using the link below.

<https://www.topmarks.co.uk/maths-games/hit-the-button>

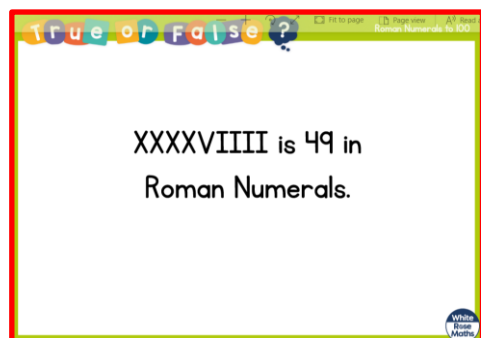
Main lesson

Use the video link below to help you revise about Roman numerals.

<https://vimeo.com/460274137>


Now have a go at the worksheet in the maths resources section.

Extra challenge



English

Focus - To write an interesting character description.



Today you will be writing your character description in the form of a WANTED poster. Have a look at your teacher's marking comments from yesterday and how these can help you to improve your work for today.

There are three differentiated WANTED poster templates for you to choose from, or you could design your own, making them look old using cold teabags for special effects!

Good luck and remember to send your work to your class teacher 😊

Science

Join Miss Subramaniam's Zoom Meeting
<https://us02web.zoom.us/j/3661272474?pwd=bFlIWnIxQ2tXMURsOVROSGU3Ni9JZz0>

9

Meeting ID: 366 127 2474

Passcode: 652206

Focus - To recognise that a switch opens and closes a circuit.

Can you remember what a conductor and what an insulator is? Tell an adult at home what they are!

Activity 1: To recap your learning, can you work out which of the circuits in the resources section will light the bulb?

Watch this short clip.

<https://www.bbc.co.uk/bitesize/clips/zkx76sg>

How many types of switch can you spot in it?

What is a switch? How does it work? What things at home do you have which have a switch on them? Have a look in the resources section for information about switches and how they work.

Activity 2: Now, you are going to go on a switch hunt around your home and see how many you can find. Use a tally on the table in the resources section to help you keep count.

Activity 3: You have now found lots of different types of switches around your home. Can you design your own switch? Is it for a particular appliance or will it work on any? Write down which parts are conductors and which are insulators. Think about how to keep safe when using it. What will it look like?



Friday 12th February

Maths

Focus -To develop my arithmetic skills

Warm up

Ask an adult to give you a quick test on your focus times table or a mixed test on division facts.

Main lesson

Every Friday, we will aim to have a lesson focusing on developing our arithmetic skills to make sure we continue to practise how to complete different calculations.

In the resources section are some mixed arithmetic questions for you to have a go at.

Have a go at the questions independently and see how you get on. We have covered all of the strategies needed for these in terms 1 and 2. Remember to set out your calculation neatly and carefully and always show your working.

If there is a particular question that you found tricky, email your class teacher.



gg90887024 www.gograph.com

English

Focus – To use appropriate conjunctions within a sentence.

Today we will be looking at a variety of conjunctions and how they are use appropriately and correctly within a sentence.

When?	Why?	Opinion	But...	And...
afterwards as at that moment finally first just then last later meanwhile soon subsequently then until when while	as a result because consequently for this reason so therefore	fortunately happily luckily sadly unfortunately	alternatively although anyway aside from besides but despite however in spite of nevertheless on the other hand since whereas yet	also and as well as in addition moreover with

Have a look at this conjunction word mat (a copy can be located in today's English resources).

You will see that not all conjunctions will work within any given sentence. For example:

It was raining, meantime I put my umbrella up.

Correct conjunction used:

It was raining, so I put my umbrella up.

I was hungry, unfortunately I ate my lunch.

Correct conjunction used:

I was hungry, therefore I ate my lunch.

Have a try for yourself, maybe test your partner or someone at home before moving on to today's activity. Then, in the resources section today, you will find a conjunctions game and a set of instructions. See how many matches you can make, making sure your sentences make sense.

Good luck with your conjunctions – remember to send them to your teacher 😊

French

Join Miss Subramaniam's Zoom Meeting
<https://us02web.zoom.us/j/3661272474?pwd=bFlIWnIxQ2tXMURsOVROSGU3Ni9JZz0>

9

Meeting ID: 366 127 2474

Passcode: 652206

Focus- To know the months of the year.

Watch this video to learn how to say the months of the year in French. Think carefully about your pronunciation.

<https://www.youtube.com/watch?v=jbN0Zjrxoyg>

Make sure you repeat each word after he does so you get some good practise. You can watch this video more than once if you need to!

Look at the table in the resources section for help with how to pronounce each month! They sound funny don't they?

Activity 1: Complete the word search. Can you find all 12 months?

Activity 2: Design your own calendar, making sure it is labelled in French? Colour the background of each month to match.



Other activities for the week

Reading

In addition to our weekly Busters, please make sure you are reading regularly, hopefully on a daily basis. World Book Day is coming up in March and we will be looking at a variety of books and genres, including your favourite books to read, so keep up the good reading. Please watch this space!

Spellings

Remember to keep practicing your spellings from the year 3 and 4 statutory word list.

Remember to read for Buster's Book Club every Wednesday evening.

Here are the reading targets that you should aim for!

Years 4, 5 and 6 - Aim for 20 minutes of reading (with an adult or independently).



Art

Finish your shield if you need to! Please remember to send in a photo of you holding your shield for your teacher to add to their corridor display! We cannot wait to see them! If you have made a Roman shield, why don't you have a go at making a Celtic shield or vice versa?

Are there any other Celtic patterns you wanted to try but didn't have time? Try designing your own Celtic knot – remember it should try and be one continuous line. Or draw your own Roman soldier, what do you think he would look like?

PE

Please follow the link below to our PE at home activities where you will find the Term 3 Garlinge personal challenges, team Garlinge YouTube channel and fun videos to do at home.

<https://www.garlingeprimary.co.uk/home-school-learning>

You can also follow the link below to our Celebration Assemblies and PSHCE links.

<https://www.youtube.com/channel/UCTpC1PieUTh2XOcddK16Ug>

