

Home Learning Timetable

Year 4CD - Week Beginning Monday 1st March

Session	Time	Hyperlink	Meeting ID	Password
Maths	10.00am	https://zoom.us/j/4993609011?pwd=dVVDa01URE5CaEltRldjZ01NLNVVnZz09	Meeting ID: 499 360 9011	Passcode: NV5JSs
English	11.30am	https://zoom.us/j/4993609011?pwd=dVVDa01URE5CaEltRldjZ01NLNVVnZz09	Meeting ID: 499 360 9011	Passcode: NV5JSs
Topic	1.30pm	https://zoom.us/j/4993609011?pwd=dVVDa01URE5CaEltRldjZ01NLNVVnZz09	Meeting ID: 499 360 9011	Passcode: NV5JSs

- Maths, English and Afternoon Sessions will be each week day, unless stated otherwise.
- Please arrive on time to the sessions to avoid missing out.
- Record any work in a home-learning book or on paper. This can then be photographed and emailed to your class teacher.

Monday 1st March

Maths

Focus- To recap equivalent fractions.

Warm up

Please practise your times tables on Times Tables Rock Stars or using the link below.

<https://www.topmarks.co.uk/maths-games/hit-the-button>

Main lesson


Use the link below. This will take you to a video which helps you to recap equivalent fractions.

<https://vimeo.com/504289061>

Now have a go at the worksheet in the maths resources section.

Extra challenge

Which is the odd one out? Explain why



English

Focus – To identify and amend incorrect spellings.

Today we will be looking at a variety of sentences which have incorrect spellings. Your aim is to locate the incorrect spelling and fix where necessary.

First of all, as a warm up, let's look at a few of your statutory spellings – are they correct or incorrect? Can you fix them?

adress Febaury
beleive dissappear
business quarter

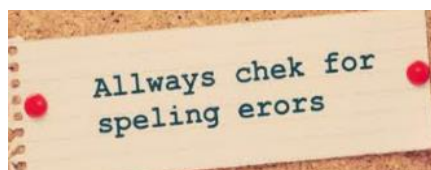
Now let's look at a sentence together:

Is a yung rabbit called a kiten?

What do you think? Which words are correct? Can you rewrite the sentence correctly?

Now have a try on your own. In today's resources you will find some sentences which you need to 'fix'. Remember to use the correct punctuation!

Good luck and remember to send to your teacher for marking. 😊



History

Focus – To understand what Roman baths were and how they were used.

Read through and discuss the information pages in the resources section which tell you all about Roman baths and how they were used.

Which facts do you find interesting?


Watch the clips below too and see what else you can find out from your own research.

<https://www.bbc.co.uk/bitesize/clips/z8grkqt>

https://www.youtube.com/watch?v=-JWK1k_FecA

When you have completed your research, you may record what you have found out in your chosen way. You may like to present a poster or a mind map recording everything you have found out. Try to make the presentation of your work as interesting as possible.

We would love to see your work and we may even display it on our class display board.



Tuesday 2nd March

Maths

Focus – To recap equivalent fractions

Warm up

Please practise your times tables on Times Tables Rock Stars or using the link below.

<https://www.topmarks.co.uk/maths-games/hit-the-button>

Main lesson

Use the link below. This will take you to a video which helps you to recap equivalent fractions.

<https://vimeo.com/504316253>

Now have a go at the worksheet in the maths resources section.

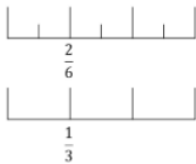
Extra challenge

Alex and Tommy are using number lines to explore equivalent fractions.



$$\frac{2}{6} = \frac{1}{3}$$

Alex



Tommy



$$\frac{3}{6} = \frac{1}{3}$$



Who do you agree with? Explain why.

English

Focus - To use persuasive vocabulary.

This week you will be producing a persuasive leaflet to advertise the local Roman Baths.

Warm up – What can you remember from Monday’s topic lesson on Roman baths? What interesting facts can you share?

Tomorrow you will be planning your ideas and layout for your persuasive information leaflet. To help with your planning, today you will be up levelling ‘boring’ sentences about the Roman baths. You will then be able to use the sentences to form your information poster on Friday.

Let’s look at one together:

Visit Neptune’s Bath House for a nice day.

How can we improve this sentence?
Why does Neptune’s Bath House have capital letters?

How can we make it inviting and persuasive to the reader?

Share your ideas and thoughts.

Once you have had a practise for yourself, use the ‘boring sentences’ located in today’s resources. Once you have up levelled each sentence, remember to email to your teacher for marking.



Science

Focus - To recognise that animals can be grouped in a variety of ways.

Watch this video:

<https://www.bbc.co.uk/bitesize/clips/znshfg8>

Have a look at all the different plants and animals we have on our planet! Are there any you can spot the name of?

Watch these two videos about vertebrates and invertebrates:

<https://www.bbc.co.uk/bitesize/topics/zn22pv4/articles/zp6g7p3>

and

<https://www.bbc.co.uk/bitesize/topics/zn22pv4/articles/z8mbqhv>

Activity 1: Can you group the animal pictures in the resources section into vertebrates or invertebrates? You can cut out the animals and stick them in your own circles or you can write the animal name in the correct circle in the resources section.

Have a look at the resources section and the different animal group posters.

Activity 2: Can you now decide which circle the animals would go in?

Think carefully about where you place each animal. What features does the animal have to allow it to join that group? What is special about a fish to make it different to an insect?


Can you add any of your own animals into the circles? You may have to do some research of your own to do this.

How are the animals adapted to live where they do?

Activity 3: Choose some animals of your choice to draw. Can you label which animal group they belong to?

Can you draw some animals that lay eggs?
Can you draw an animal that breathes air?
Can you draw an animal that lives in water?

Are there any animals which do all three of these things? Or maybe just two of these?



Wednesday 3rd March

Maths

Focus - To continue to explore and investigate equivalent fractions.

Warm up

Please practise your times tables on Times Tables Rock Stars or using the link below.

<https://www.topmarks.co.uk/mathsgames/hit-the-button>

Main lesson


Use the link below. This will take you to a video which helps you to continue to explore equivalent fractions.

<https://vimeo.com/504472462>

Now have a go at the worksheet in the maths resources section.

Extra challenge

How many equivalent fractions can you see in this picture?



English

Focus - To plan a persuasive leaflet.



Today you will be planning your Roman Baths persuasive leaflet.

To plan your leaflet, you will need Monday's topic lesson information and yesterday's up levelled sentences to help you.

Then have a read through the power points slides in resources and look at the example 'Cat Sanctuary' leaflet. How has the writer of the leaflet used persuasive vocabulary to hook the reader? Can you locate examples?

Next, have a look at today's planning sheet and the different sections you need to advertise:

Catchy slogan/title
Introduction
Room 1 – tepidarium
Room 2 – caldarium
Room 3 – frigidarium
Leisure facilities
Food and drink
Special offers

Your task today is to add your notes to each section, paying particular attention as to how you will persuade local Romans to use your baths. Your leaflet needs to be eye-catching, informative and persuasive.

Remember to email your planning sheet to your teacher, ready to write your final version on Friday.

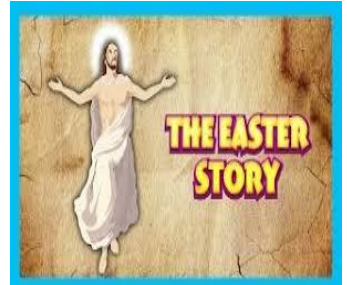
RE

Focus - To understand why Christians celebrate the Easter festival.

This week we will be learning about the Easter story and events. We will be learning about why these events were important then and why they are still important today for Christians and celebrated.

What do you already know about the events of Easter?
Why do you think it is a special time for Christians all around the world?

Watch the video below which retells the story of Easter and think about why it was important to Christians then and why it is important to Christians now.



<https://www.youtube.com/watch?v=Wnb02AmS3OI>

What did you learn from the video that you did not know before today's lesson?

Now use the activity sheets in the resources and complete the three activities for today.

Activity 1

Cut out the pictures and stick them in the correct order to retell the Easter story.

Activity 2

Read the different sentences and then match them up so that they make sense and retell the events of Easter.

Thursday 4th March - World Book Day

Maths

Focus – To understand how to use different calculations to solve word problems.

Warm up

Please practise your times tables on Times Tables Rock Stars or using the link below.

<https://www.topmarks.co.uk/maths-games/hit-the-button>

Main lesson

As it is World Book Day today, we would like you to use your calculations knowledge to help you solve a range of word problems with a Roald Dahl focus.

There are 22 questions cards. You can work through all of them one at a time or cut out the cards and place them face down on a table. Pick a card and solve the problem. How many can you complete? Don't forget to show your workings when solving the problems.

How many of the Roald Dahl books and characters do you recognise in the questions?



English

Focus - To use inference and deduction to show understanding of a text.

Today we will be reading the text, **World Book Day**.

Take a few minutes to read the text independently and then we will read through together, or with an adult at home.

Discuss how the text is set out? What is the genre? Is the text fiction or non-fiction? How do you know?

You could look these words up in the dictionary to help you:

annual *celebrate*
festival *create*
vital *span*

Then look through the text again and read through the questions located in today's resources. This will encourage you to use a range of skills focusing on retrieval of information and inference and deduction. Once you have read through the text and the questions, answer the text related questions and mark yourself or with an adult.

Remember to send your answers to your teacher. Good luck 😊



Please find lots of World Book Day activities in our resource's sections – crossword, word searches and book marks to design. Have fun! 😊

World Book Day activities

Focus - To understand the importance of reading for enjoyment during World Book Day.

Today is World Book Day and we will be participating in various activities to celebrate reading and all the wonderful different books we have.

Have you got your World Book Day costume on?

If you don't have a costume on then I would like you to think about your favourite character from a book and what they look like. Now use your imagination and become that character – do you also look fantastic? Describe what you look like. Keep this in your head as you will need this imaginative spirit to complete activity 1.

Why do we have and celebrate World Book Day?

First listen to MC Grammar's World Book Day song. This could inspire you to write your own song, rap or poem all about World Book Day?



<https://www.youtube.com/watch?v=YrTEcM2aao0>

Now use the Powerpoint slides provided in the resources to learn more about World Book Day and then complete the World Book Day activities.

Activity 1

World Book Day costume activity. Draw a picture of yourself in your costume and then complete the writing about who your character is and why you chose it.

Additional optional activities

- World Book Day crosswords and word search .How quickly can you find the words?
- Design your own book mark – remember to be creative and make it about your favourite book and/or character.
- World Book Day scavenger hunt. Find as many reading materials as you can. These can be books, magazine, comics or newspapers. Now you need to use the sheet provided and try and find as many of the items listed and record on the sheet. How many of the items can you find?

Friday 5th March

Maths

Focus - To continue to explore and investigate equivalent fractions.

Warm up

Ask an adult to give you a quick test on your focus times table or a mixed test on division facts.

Main lesson

Use the link below. This will take you to a video which helps you to continue to explore equivalent fractions.

<https://vimeo.com/504801539>

Extra challenge

Tommy is finding equivalent fractions.

$$\frac{3}{4} = \frac{5}{6} = \frac{7}{8} = \frac{9}{10}$$

He says,



I did the same thing to the numerator and the denominator so my fractions are equivalent.

Do you agree with Tommy?
Explain your answer.

English

Focus – To write a persuasive leaflet.

Today you will be writing your final version of your Roman Bath House information leaflet.

Have a look through your planning sheet from Wednesday and any tips and advice your teacher gave you from their marking comments.

Think about what you need to include and today's final success criteria:

Check and complete the list

Title implies a point of view

Reasons to support the viewpoint

Facts and evidence to support reasons

Connectives to link ideas (e.g. however, therefore, furthermore)

Persuasive devices: Agreement (e.g. obviously, without doubt)

Powerful adjectives

Rhetorical questions

Conclusion to summarise and state opinion

Please look at the persuasive poster in today's resources to help you.

When you have finished (remember to make it eye-catching with pictures and colour) email it to your teacher, they will love to see it 😊

Art

Focus- To experiment with different materials to create a picture.

At school, we are busy putting up a Science display. We would like you to create a picture of any animal you want within its habitat using any materials you want! It can be coloured pencils, felt tip pens, paints, all-natural materials or even a collage.

Try and research a different animal and the habitat it lives in.

If you can, send us a photo of you holding up your picture or just a photo of the picture itself and we can include it on our display!

We can't wait to see what creative ways you choose to make your picture and the exciting range of animals you choose.



Other activities for the week

Remember to read for Buster's Book Club every Wednesday evening.

Here are the reading targets that you should aim for!

Years 4, 5 and 6 - Aim for 20 minutes of reading (with an adult or independently).

Reading

In addition to our weekly Busters, please make sure you are reading regularly, hopefully on a daily basis.

Spellings

Remember to keep practicing your spellings from the year 3 and 4 statutory word list.

PE

Please follow the link below to our PE at home activities where you will find the Term 3 Garlinge personal challenges, team Garlinge YouTube channel and fun videos to do at home.

<https://www.garlingeprimary.co.uk/home-school-learning>

You can also follow the link below to our Celebration Assemblies and PSHCE links.

<https://www.youtube.com/channel/UCTpC1PleUTth2XOcdK16Ug>

