



## Garling Primary School & Nursery – Year 6 Medium Term Planning Map Term 5 2024 - 2025

**Geography Led Topic: Our World Map Focus / South America    Lead Text: Kensuke's Kingdom / School Production**

	WEEK 1 22.4.25	WEEK 2 28.4.25	WEEK 3 5.5.25	WEEK 4 12.5.25 SATs week	WEEK 5 19.5.25 Sports/Arts Week
<b>LEAD TEXT/TOPIC</b>	<u><b>Our World Maps</b></u> Kensuke's Kingdom – Michael Morpurgo	<u><b>Our World Maps</b></u> Kensuke's Kingdom – Michael Morpurgo	<u><b>Our World Maps</b></u> Kensuke's Kingdom – Michael Morpurgo	KS2 SATs WEEK 2024	<u><b>South America</b></u> Production: Robin Hood and the Sherwood Hoodies
<b>ENGLISH Genres</b>	<u><b>Narrative</b></u> Fiction writing 'Damedal!' Chapter one. Writing own chapter.	<u><b>Assessed writing - Diary entry.</b></u> To write a diary entry about how Michael's experience and relationship with Kensuke has changed over time. Chapter 9	<u><b>Assessed writing - Diary entry.</b></u> To write a diary entry about how Michael's experience and relationship with Kensuke has changed over time. Chapter 9	KS2 SATs WEEK 2024 <u><b>SATs revision –</b></u> Spelling, punctuation and grammar and Reading.	<u><b>Sports / Arts Week</b></u> Poetry Links Fiction Links
<b>MATHS</b> Refer to Maths Hub Planning	Geometry shape Additional revision	Geometry Shape Additional revision	Geometry position and direction Additional revision	KS2 SATs WEEK 2024	Themed WRM project
<b>SCIENCE</b>  Refer to the Education People and Kent Scheme of Work unit plans	<u><b>Animals: focus on humans</b></u> Introduce, KWL, targets and key vocabulary. <b>LI: To understand what the purpose of the Circulatory System is.</b>	<b>LI: To be able to understand why blood So Important?</b>	<b>LI: To understand how exercise affects the Circulatory System?</b>	KS2 SATs WEEK 2024	<b>LI: To know how nutrients and water are transported within animals, including humans?</b>
<b>HISTORY</b>					<u><b>South America</b></u> <b>LI: To identify and compare changes within and across different periods.</b> Linked to the Geography – How has the physical and political geography of South America changed through the years.



## GEOGRAPHY

### Our World

LI: To describe and understand key aspects of physical geography, including biomes.



#### Biomes

Discuss what a biome is and the main types found on Earth.

There are five main types of biomes that can be found on Earth, although these biomes can also be split into more categories: boreal/taiga forest, temperate/deciduous forest, rainforest, grassland and desert.

[Biomes of the World for Children: Oceans, Mountains, Grassland, Rainforest, Desert - FreeSchool \(youtube.com\)](#)

[What Are Biomes? | Biome Facts for Kids | Aquatic, Desert, Rainforest, Tundra, Grassland \(youtube.com\)](#)

[Biomes - Humanities Geography - BBC Bitesize](#)

<https://www.youtube.com/watch?v=0fb8143ndo8>

<https://www.bbc.co.uk/bitesize/topics/z849q6t/articles/zvsp92p>

**Activity:** Children locate on a map the different biomes in the world and the features of each biome.

Our World – linked to the science topic – Living Things and their habitats

LI: To understand how animals have adapted to their environment.



#### Biomes

What lives in each biome depends on how warm or cold it is how dry or wet it is how fertile the soil is. The animals in a biome depend upon plants for food.

[Terrific Scientific: How animals adapt to their environment | BBC Teach Live Lesson \(youtube.com\)](#)

[Primary Science Lesson Idea: Adaptation | Tigttag \(youtube.com\)](#)


[Animal Adaptations for Kids. Learn about physical, life cycle, and behavioural adaptations of animals \(youtube.com\)](#)

**Activity:** Identify which animals live in a particular biome and why.

Eco – What impact are humans having on different animal and plant habitats.

Our World – linked to the science topic – Living Things and their habitats

LI: To understand how plants have adapted to their environment.



The plants in a biome often also depend upon the animals for spreading pollen and seeds so that new plants can grow. Both plants and animals rely on each other to stay alive.

#### Vegetation Belt:

A *vegetation belt* is an area with distinct plant types, *determined by climate*, soil, drainage and elevation.


[how plants adapt to their environment ks2 video - Google Search](#)

[Teaching resource: Plant Adaptations \(youtube.com\)](#)

[Adaptations In Plants | What Is ADAPTATION? | The Dr Binocs Show | Peekaboo Kidz - YouTube](#)

**Activity:** Identify which animals live in a particular biome. Children draw a picture of a plant that lives in extreme conditions (a cactus in the desert for example) and label how it has adapted to survive living in that biome.  
Eco – What impact are humans having on different animal and plant habitats.

### Weeks 4 and 5 New Topic: South America



LI – To confidently use maps, globes and Google Earth.

#### Activity 1:

Front covers and Grid -What do they already know? What do they want to find out?

Discuss the knowledge organisers/quiz

**Activity 2:** Map skills – locating where South America is on a world map. What is the climate like?

What type of Biome is South America?

Locating the countries (and flags) and capital cities on a map. Discuss the economic regions and physical and human characteristics.

#### English and ICT lesson:

Comprehension (facts about S. America).

Children create a fact-file about S America.






[South America Geography/South American Countries \(youtube.com\)](#)

[Map of South America - Countries, Capitals, National Flags & Photos. Learn Geography #05 \(youtube.com\)](#)

[COUNTRIES OF AMERICA CONTINENT - Learn Map of North, South and Central American Countries \(youtube.com\)](#)

[All about South America for Kids | Learn cool facts about this amazing continent \(youtube.com\)](#)



ART & DESIGN	<p><u>Weeks 1 and 2 - Kensuke's' Kingdom Art Links</u></p> <p><u>LI</u> - To develop your own style of painting through the development of colour, tone and shade. Watercolour paintings of Stella Artois and sea creatures that Michael and his family may have seen on their journey. (Orangutans were covered last term)</p> <p>Eco – Animals and their habitats. Are any of the animals that we have painted endangered?</p> 		<p><u>WEEKS 3,4 AND 5 – Artwork linked to Arts week and the displays.</u></p> <p><u>LI</u> - To think about scale of the image during observation drawings and further develop simple perspective in their work.</p>  <p><u>Corridor and Gallery</u> Gallery – Wednesday 4<sup>th</sup> June Corridor – Friday 6<sup>th</sup> June</p>		<p><u>WEEKS 3,4 AND 5 – Artwork linked to Arts week and the displays.</u></p> <p><u>LI</u> - To think about scale of the image during observation drawings and further develop simple perspective in their work.</p>  <p><u>Hall</u> Friday 6<sup>th</sup> June</p>	<p><u>WEEKS 3,4 AND 5 – Artwork linked to Arts week and the displays.</u></p> <p><u>LI</u> - To mix colour, shades and tones with confidence building on previous knowledge.</p>  <p><u>Extra piece of artwork</u></p>
DESIGN TECHNOLOGY			<p><u>WEEKS 3,4 AND 5 – DT linked to Arts week and the parade.</u></p> <p><u>LI</u> -To select and match materials appropriate to their intentions.</p> <p>Hats, Masks and crafts for the parade.</p> 			
MUSIC	Performance and singing skills linked to end of year production.					
PE	Intra sport Sports Day practice Sports Leadership	Intra sport Sports Day practice Sports Leadership	Intra sport Sports Day practice Sports Leadership	Intra sport Sports Day practice Sports Leadership	Intra sport Sports Day practice Sports Leadership.	
RE	U2.7 What matters most to Christians and to Humanists? Lesson 1 & 2 combined <u>LI</u> : To consider a code for living for both religious and non-religious people	Lesson 3 <u>LI</u> : To gain an understanding of fairness, justice, forgiveness and free choice.	Lesson 4 <u>LI</u> : To consider the values of Christians and their impact.	KS2 SATs WEEK 2024	Lesson 5 <u>LI</u> : To discuss and understand that different people have different values.	



<p><b>PSHE</b></p>	<p><b><u>SAFETY AND THE CHANGING BODY</u></b></p> <p><b><u>ALCOHOL</u></b></p> <p><b><u>LI:</u></b> Learning about drinking responsibly and the risks associated with the overconsumption of alcohol</p> <p><a href="https://www.kapowprimary.com/subjects/rse-pshe/upper-key-stage-2/year-6/safety-and-the-changing-body-year-6/lesson-1-alcohol/">https://www.kapowprimary.com/subjects/rse-pshe/upper-key-stage-2/year-6/safety-and-the-changing-body-year-6/lesson-1-alcohol/</a></p>	<p><b><u>SAFETY AND THE CHANGING BODY</u></b></p> <p><b><u>CRITICAL DIGITAL CONSUMERS</u></b></p> <p><b><u>LI:</u></b> Learning to become a discerning consumer of information online and finding out about the dangers of fake emails, phishing and scams; with links to the Education for a Connected World framework.</p> <p><a href="https://www.kapowprimary.com/subjects/rse-pshe/upper-key-stage-2/year-6/safety-and-the-changing-body-year-6/critical-digital-consumers-lesson/">https://www.kapowprimary.com/subjects/rse-pshe/upper-key-stage-2/year-6/safety-and-the-changing-body-year-6/critical-digital-consumers-lesson/</a></p>	<p><b><u>SAFETY AND THE CHANGING BODY</u></b></p> <p><b><u>SOCIAL MEDIA</u></b></p> <p><b><u>LI:</u></b> Children learn that online relationships should be treated in the same way as face to face relationships.</p> <p><a href="https://www.kapowprimary.com/subjects/rse-pshe/upper-key-stage-2/year-6/safety-and-the-changing-body-year-6/lesson-3-social-media-2/">https://www.kapowprimary.com/subjects/rse-pshe/upper-key-stage-2/year-6/safety-and-the-changing-body-year-6/lesson-3-social-media-2/</a></p>	<p>KS2 SATs WEEK 2024</p>	<p><b><u>SAFETY AND THE CHANGING BODY</u></b></p> <p>Use this lesson to fill any gaps or extend learning that individual classes require-at teacher discretion- for example: Teamwork, racism issues, bullying, online issues.</p>
<p><b>COMPUTING</b></p>	<p>Purple Mash Spreadsheets Lesson 1</p> <p>LI – To understand what an algorithm is.</p>	<p>Purple Mash Spreadsheets Lesson 2</p> <p>LI – To create a program using a given design</p>	<p>Purple Mash Spreadsheets Lesson 3</p> <p>LI – To understand that algorithms follow a sequence.</p>	<p>KS2 SATs WEEK 2024</p>	<p>Purple Mash Spreadsheets Lesson 4</p> <p>LI - To understand what different events do in code.</p>
<p><b>PMFL</b></p>	<p>No French (Additional hourage term 6)</p>	<p>No French (Additional hourage term 6)</p>	<p>No French (Additional hourage term 6)</p>	<p>KS2 SATS week 2024</p>	<p><b><u>Pâques</u></b></p> <p><b><u>LI</u></b> – To understand French Easter traditions.</p>

LOTC to be indicated on Planning ECO to be indicated on planning